

**INFLUENCE OF BACTERIA SUSPENSION ON FISH GROWTH AND WATER
QUALITY IN SINGHI, MAGUR AND KOI PONDS OF BINPUR BLOCK AREAS,
PURBA MEDINIPUR DISTRICT OF WEST BENGAL**

Jyotirmoy Panja

Research Scholar

Department of Zoology, CMJ University, Jorabat, Meghalaya, India.

**Dr. Mousumi Roy
(Assistant Professor)**

Research Guide

Department of Zoology, CMJ University, Jorabat, Meghalaya, India.

&

**Dr. Kartik Maiti
(Assistant Professor)**

Research Co-Guide, Department of Zoology, Raja N L Khan Womens' College
(Autonomous), Midnapore, WB, India.

DECLARATION: I AS AN AUTHOR OF THIS PAPER /ARTICLE, HERE BY DECLARE THAT THE PAPER SUBMITTED BY ME FOR PUBLICATION IN THE JOURNAL IS COMPLETELY MY OWN GENUINE PAPER. IF ANY ISSUE REGARDING COPYRIGHT/PATENT/ OTHER REAL AUTHOR ARISES, THE PUBLISHER WILL NOT BE LEGALLY RESPONSIBLE. IF ANY OF SUCH MATTERS OCCUR PUBLISHER MAY REMOVE MY CONTENT FROM THE JOURNAL WEBSITE. FOR THE REASON OF CONTENT AMENDMENT/OR ANY TECHNICAL ISSUE WITH NO VISIBILITY ON WEBSITE/UPDATES, I HAVE RESUBMITTED THIS PAPER FOR THE PUBLICATION. FOR ANY PUBLICATION MATTERS OR ANY INFORMATION INTENTIONALLY HIDDEN BY ME OR OTHERWISE, I SHALL BE LEGALLY RESPONSIBLE. (COMPLETE DECLARATION OF THE AUTHOR AT THE LAST PAGE OF THIS PAPER/ARTICLE)

Abstract

The freshwater fish population of West Bengal, India's Purva Medinipur locale is the focus of current research. Koragat, Panskura 1 and Sahid Matangini Blocks to be exact From January 2020 to Walk 2020, the analyst surveyed Pisces from seven unique business areas. Mecheda Bazar, Siddha Bazar, Sagarbar Bazar of Kolaghat Block. Street market at Panskla railway station Chakdaha Bazaar, Keshapat Bazaar in Panskla 1 blocks Dhalhara Bazar, Kaktia Bazar of Sahid Matangini block. The Cyprinidae are the most abundant group of fishes, followed by the Perciformes, Silliformes, Cymbranformes, Osteoglosses,

Osteoglosses, Characiformes, and Decapods. Species sets determine the essential groups into which species are classified. Hypophthalmichthysmolitrix, Hypophthalmichthysnobilis, Cyprinuscarpio, Ctenopharyngodonidella, Labeorohita, Labeobata, Labeoboga, Cirrinusreba, Labeocalbasu, catla, Cirrinusmrigala and Labeocalbasu. They will be better informed about the aftermath of this exploration, conservation and improvement effort at the Koragat, Panskla-1 and Sahid-Matangini fields.

Keywords: fish diversity, abundance, PurbaMedinipur, conservation, freshwater

1. INTRODUCTION

PurbaMedinipur is a district in West Bengal that relies heavily on agriculture and manufacturing. Crop and fish illnesses and environmental stressors have a significant financial impact, reducing economic potential. The West Bengali locale of PurbaMedinipur has a wealth of water highlights including streams, lakes, channels, and wetlands. PurbaMedinipur area in West Bengal is home to a portion of the world's biggest fish ranches since the district's environment is great for fish cultivating. Fish is used to satisfy the protein needs of people in both rural and urban regions since it is abundant, highly productive, and much cheaper than meat. Carps, tilapias, catfishes, climbing perches (koi), shrimps, and Pangas catfishes are the most commonly grown species in the PurbaMedinipur area of West Bengal, despite the availability of a wide variety of freshwater and marine fishes (Abedin et al., 2020). Since to its fast turn of events, high result, all year creation, and flexibility to diseases, Pangasius (Pangasianodonhypophthalmus) is perhaps of the most widely developed fish (Faruk et al., 2017). As a result of its potential to aid in increasing fish output and fulfil the needs of food-fish consumers, Pangasiusspp were imported from Thailand for aquaculture purposes in 1989. (Banglapedia, 2015). Limits on the economic viability and ecological efficiency of Pangasius are imposed by a wide variety of illnesses, including those caused by poor nutrition and polluted water, as well as those spread by viruses, bacteria, and protozoa (Chowdhury 1998, Faruk et al. 2004). However, the number of deaths from bacterial infections is considerable. Edwardsiellaictaluri, AeromonasHydrophila, A. sobria and A. caviae are examples of bacterial organisms that cause infections. . Aeromonas spp., specifically, have been distinguished as huge bacterial microorganisms in amphibian frameworks (Sarker and Faruk, 2016). The productivity of drugs against such contaminations has been a significant issue in fish

research for counteraction and treatment of sicknesses brought about by *Aeromonashydrophila* in various refined fishes. *Microsporidium*, *Myxobolus*, *Henneguya*, *Trypanosoma*, *Ichthyonyctus*, *Trichodina*, *Balantidium*, *Epistylis*, and even *Ichthyophthirius multifiliis* are just some of the unicellular parasites present after *Pangasius* species. .

Many variables, including pathogen virulence and environmental conditions, contribute to disease development in farmed fishes (Hedrick 1998, Thorburn 1996). (Kumer, 2006). The development of a pathogen's resistance to antibiotics also poses a problem for the prevention and treatment of illness. *Pangasiusspp* disease development was examined in connection to seasonal and geographical variations in the physicochemical factors of the aquatic environment. In addition, an effort was made to create a profile of antibiotic resistance among various diseases.

This vast quantity of water resources may be broken down into two categories: freshwater and saltwater. Ponds, rivers, marshy plains, canals, and reservoirs are all examples of inland resources. Fish diversity in West Bengal has been investigated in a variety of ways by various researchers. The 239 freshwater species found in West Bengal were classified into 147 genera, 49 families, and 15 orders by Barman. R.P. (2007). Seventy species of West Bengal-native ornamental fish were described by Basu et al. (2012). These fish were from 45 different genera, 30 different families, and 9 different orders. Specifically, the PaschimMedinipur District was home to 48 species, 32 genera, 18 families, and 7 orders, as described by Paul and Chanda [2014].

The purpose of this research was to catalogue the freshwater fish fauna of three blocks in PurbaMedinipur District, West Bengal: Kolaghat, Panskura-1, Sahidmatangini. The data presented here form the basis for further studies and provide insight into the richness of local freshwater ecosystems.

2. LITERATURE REVIEW

In the 1980s, in India (Roy et al. 1990; Das et al. 1991), Bangladesh (Ali et al. 1998), Cambodia (Gregory and Guttman, 1996; Guttman, 1999), and Vietnam, in occasionally flooded paddy fields, are particularly suitable for fish farming (Rothuis et al. 1998a, Rothuis et al. 1998b). The results of this study indicate that loading juvenile fish into flooded paddy fields has the potential to increase yields by more than 1 tonne of fish per hectare each year (i.e. individual ranchers fence off plots). to load fish during peak season).). It has been reported by a small number of employees that introducing fish to a rice field may enhance grain yields by anywhere from 4 percent to 10 percent. It has also been discovered that fish eat a lot of weed, worms, insects, larvae, and algae, all of which might harm rice in one way or another (Datta et al, 1985).

Moreover, the fertilizing impact of fish is highest on poorer soils and in unfertilized crops, which means that fish farming inside rice fields may boost rice yields (Halwart, 1998). Net revenues are 7–65% more than they would be with rice monoculture due to the combination of reduced pesticide usage, fish sales, and better yields (Halwart, 1998). It has been estimated by Rao and Singh (1998) that of India's 42 million hectares of rice grown land, roughly 20 million hectares is suitable for rice-fish integration, whereas it has been estimated by Shyam (1998) that only 0.23 million hectares is now managed as rice-fish systems. Rice and freshwater fish and prawns may be grown successfully on the floodplains because of the abundant supply of freshwater (floodplain wetland 0.04 million ha). Seasonal brackish water farming and paddy cropping are also done consecutively in places that are not impacted by sewage in West Bengal, India, where the total brackish water area is estimated to be 405,000 hectares.

Around 73.75 percent of the entire brackish water farming in waterlogged paddy plots in the North and South 24-Parganas district is carried out by such fisheries, whether they are supplied by sewage or not (Dey, 1986). North 24-Parganas is home to several of these wetland ecosystems, including in the district of Sandeshkhali, Minakhan, Hasnabad, Basirhat, Haroa, etc. There are 513 bheries spread over 12,865.83 hectares in the Rajarhat, Barasat, Deganga, Haroa, Baduria, Swarupnagar, Basirhat, Minakhan, Sandeshkhali, Hasnabad, and Hingalgunj Police Stations. Forty-three of these bheries engage in perennial fisheries, while the remaining bheries conduct integrated farming, or rice-fish culture, by rotating or combining the two. In Moyna, PurbaMedinipur, however,

researchers have shown that combining fish aquaculture with rice cultivation has significantly altered the local economy.

Late years have seen a flood in interest in rice-fish farming frameworks as a way to accomplish government objectives connected with maintainable rustic turn of events, food security, and destitution decrease. Somewhat recently, various worldwide and public level assessments on the social, financial, and ecological effects of rice-fish farming have been distributed (Lee, 1988; Fernando, 1993a; Halwat, 1994. McKay, 1995 Choudhury, 1995; Little et al. 1996)

Madagascar's country rating was developed by Symoens&Micha (1995) and De la Cruz et al. (1992) includes Bangladesh, China, India, Indonesia, South Korea, Malaysia, Philippines, Thailand and Vietnam rice field. Some parts of India rely on normal access to fish seeds along channels of confiscated paddy fields, with only one famous catch of fish and shrimp in areas without tide (George et al., 1968; Pillay and Bose, 1957). . (Natarajan and Ghosh, 1985) A developing trend among fish farmers in many nations is the strategic stocking of chosen fast-growing fish species in certain environments in order to maximise fish production (Eapen, 1956; Ardiwinata, 1957).

3. MATERIALS AND METHODS

3.1. Study area

Mecheda Bazar, Siddha Bazar, Sagarbar Bazar des Kolaghat-Blocks, Straßenmarkt am Bahnhof Panskura; Chakdaha Bazar, Keshapat Bazar des Panskura-1-Blocks; Dhalhara Bazar Kaktia Bazar des Sahid-Matangini-Blocks; were completely visited all through the review's three-month span. To gather information, we picked a fish market from among the three that fall under the Tamruk region. The orientation of the Koragat block is $22^{\circ}25'58.5192''\text{N}$ and $87^{\circ}05'1^{\circ}35.5896''\text{E}$. Panskura-1 block orientations are $22^{\circ}23'44.0952''\text{N}$ and $87^{\circ}04'4^{\circ}30.7752''\text{E}$. The orientation of the Sahid-Matangini block is $22^{\circ}24'31''\text{N}$ and $87^{\circ}05'4^{\circ}46''\text{E}$. The three are each located in the region of Purba Medinipur. (Illustration 1)

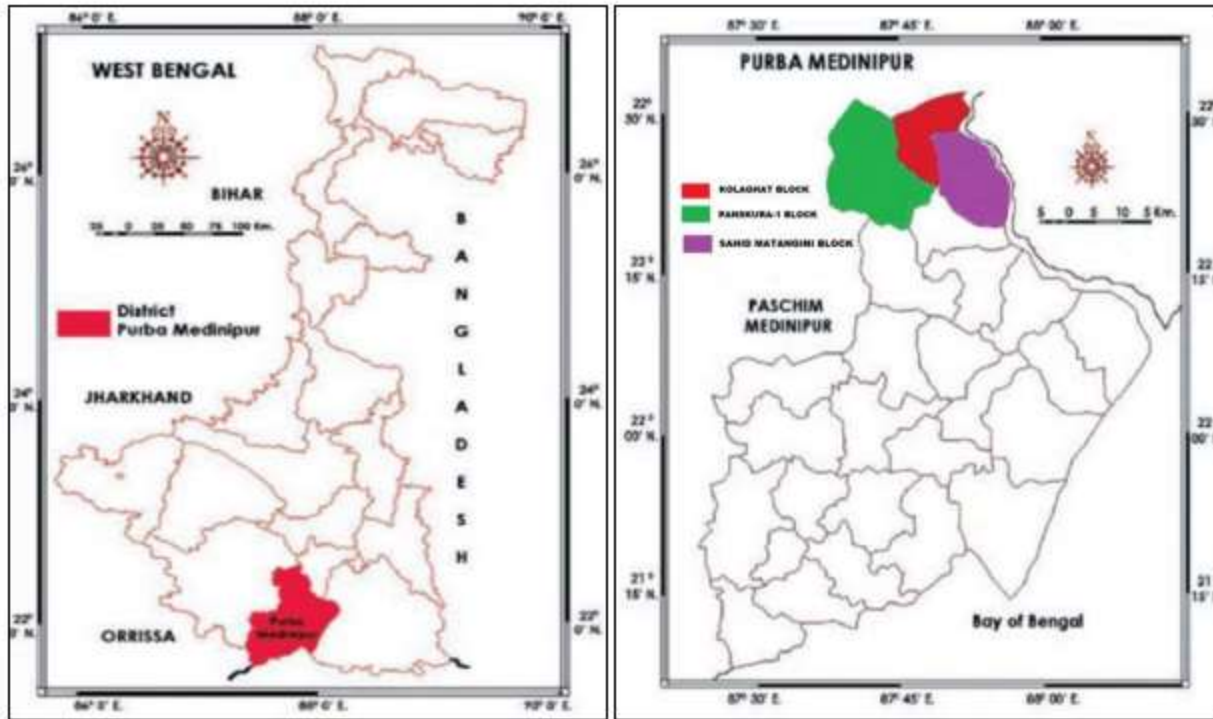


Fig 1: A map of the study area.

3.2 Collection and identification of fishes

Information on fish was collected from shops in Koraghat, Panskura-1 and SahidMatangini Block. . Three fish markets in Kolaghat, one each in Panskura-1 and Sahidmatangini, were chosen as the most representative of the city as a whole, and their respective populations, for the purpose of data collecting. As fish is most plentiful first thing in the morning, we scheduled our fish market surveys for that time frame (07:00 AM - 10:00 AM). To find out about the accessibility of different fish species, a market study and poll review were led with traders and anglers. Fishes have been identified and classified into their respective taxonomic groups using sources such as Talwar-Jhingran (1991); Jayaram, K.C. (1999) Secondary data was gathered by conducting interviews with local fishermen and observing their activities in the study region using questionnaires. The ongoing preservation status of the species was resolved involving the standards laid out by the

Worldwide Association for the Protection of Nature's red rundown of jeopardized species (IUCN, 2018). Fishes' local names were gained from retailers and ranchers.

4. RESULTS

A total of 61 fish species affecting 8 orders and 17 families were reported in the study area (including the Koragat, Panskula 1 and SahidMatangini block areas) (Table 1). Cyprinids are the most diverse and diverse school of fish (21 species), followed by Perciformes (13 species), Silliformes (13 species), Synbranchiformes (4 species), Osteoglossiformes (2 species) and Mugiliformes (1 species). Follows Characiformes (1) and Decapodas (6). (Table-2, Figure-2) The fish fauna of the Kolaghat, Panskura-1 and Sahid-Matangini blocks is dominated by Cyprinidae, accounting for 34.43% of the total. The Palaemonidae family, which accounts for 9.84% of all species, is the second most common species (Table 3, Figure 3). According to IUCN (2018), of the 61 species found in the Kolaghat, Panskura-1, and Sahid-Matangini blocks, 45 are considered Least Concern (LC), the other 5 are Vulnerable (VU), 2 is Not Evaluated (NE). , 1 is Endangered (EN) 1.64%, 6 is Compromised (9.84%), 1 is Insufficient Information (Table 1)

Table 1: Number of application names and types, and % of overflow

SL. No	Name of the order	Number of species	% of abundance
1	Cypriniformes	25	35.67
2	Perciformes	15	22.33
3	Siluriformes	15	22.33
4	Synbranchiformes	05	7.23
5	Osteoglossiformes	06	4.52
6	Mugiliformes	02	2.36
7	Characiformes	02	2.36
8	Decapoda	07	10.25

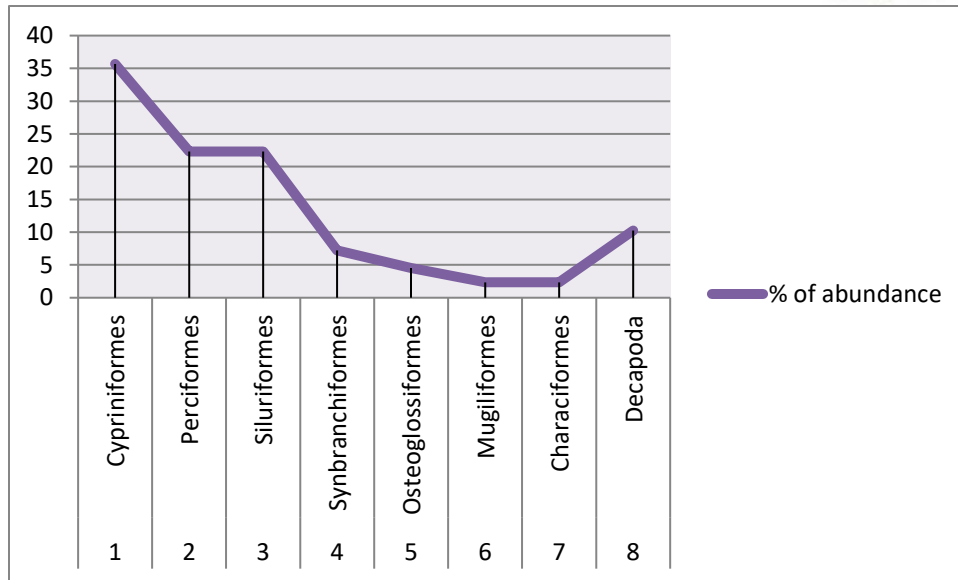


Fig 2: Relationship among request and species overflow.

The IUCN Red Rundown (Worldwide Association for the Protection of Nature and Regular Assets) as in, "Least Concern," Condensing for "powerless" or "feeble," NE = Not Assessed. Compromised (CP), Powerless (P), and Dubious (D) Koragat block = 1, Panskura 1 block = 2, SahidMatangini block = 3 For this situation, + implies Found and - implies Not Found.

Table 2: Family name, number of species and overflow rate

SL. No	Name of the Family	Number of species	% of Abundance
1	Cyprinidae	25	35.25
2	Ambassidae	12	14.25
3	Anabantidae	14	18.95
4	Channidae	10	12.36
5	Cichlidae	09	10.25
6	Nandidae	05	7.5
7	Osphronemidae	06	6.5
8	Pangasiidae	04	8.5

9	Bagridae	07	5.6
10	Siluridae	04	6.4
11	Heteropneustidae	03	5.6
12	Clariidae	01	1.2

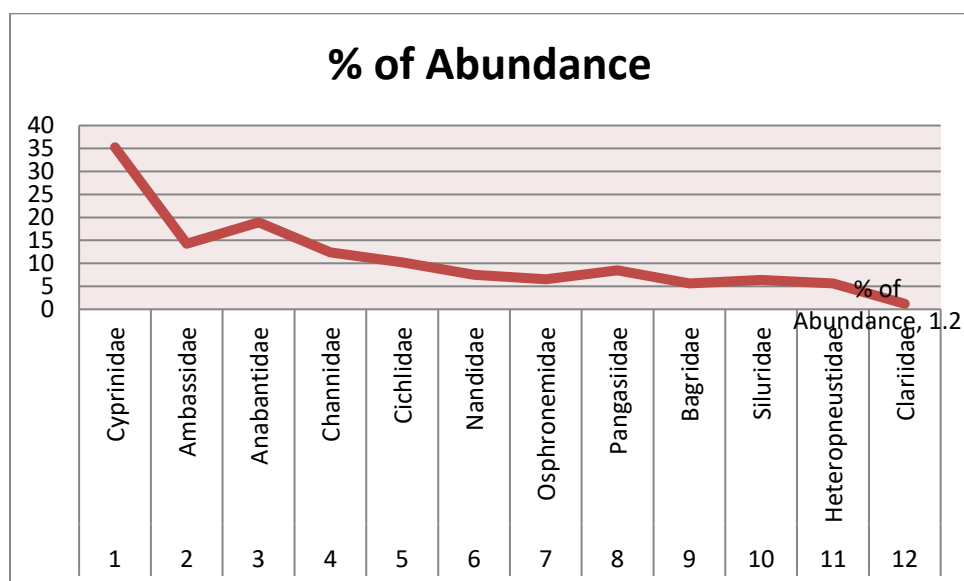


Fig 3: Relationship among family and species overflow.

Table 3: Number and level of fish fauna species by IUCN Red Rundown Class

Status	Number of species	%
Least Concern (LC)	53	78.36
Vulnerable (VU)	08	9.36
Not Evaluated (NE)	05	6.25
Endangered (EN)	03	4.23
Near Threatened (NT)	05	6.25
Data Deficient (DD)	02	3.25

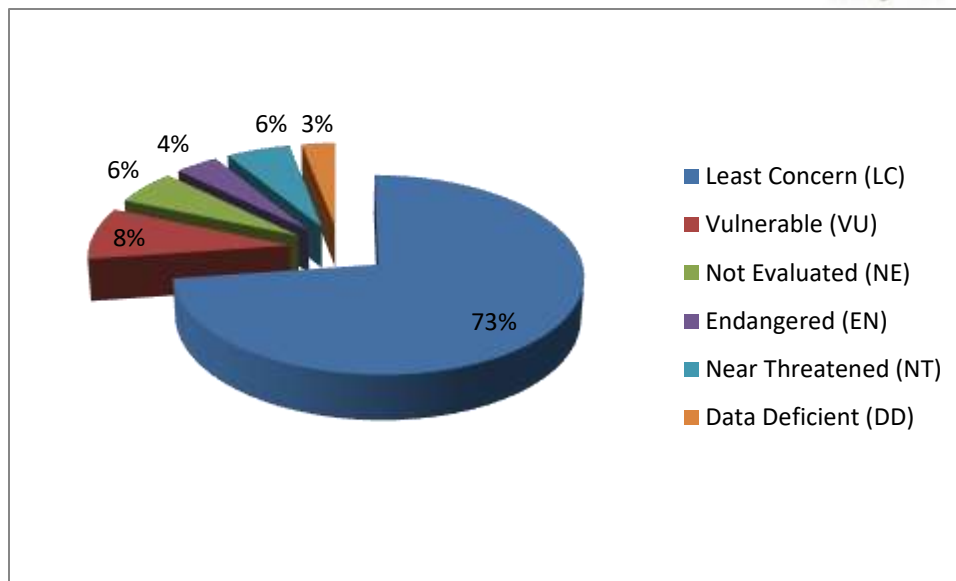


Fig 4: Level of species under various danger classes according to IUCN (2018).

5. DISCUSSION

Fish diversity in West Bengal's waterways been recorded by many authors. In the PurbaMidnapore District, 46 species of freshwater fish were recorded by Bhakta and Bandyopadhyay (2008). Mogalecar, etc. (2017) he found 267 species of freshwater fish, while Bhattacharya (2018) found that in the Bankura region he identified 102 species of freshwater fish, which he classified into 10 orders and 27 families bottom. The study focuses on fish diversity and abundance in the Purva He Medini pool area of West Bengal, especially in the Koragat, Panskla 1 and SahidMatangini blocks. . Around 61 fish species were recorded, addressing 8 request gatherings and 17 families. Information accumulated from a territorial fish market shows a serious drop in fish numbers throughout recent years. Anglers regularly saw and collected fish of the following species: Puntius, Macroglyphus pancarus, Mustassemerus armatus, Mistastenggara, Channapunctata, Anabas testidineus, Nandus, Channagachua, and Chanaorientalis. But these fish hadn't been seen in this mood for a long time. . Since these species were not readily accessible in extremely large quantities despite considerable market demand, a reevaluation of those in the "threatened" category is necessary. The increased demand for local fisheries may have led to unchecked fishing. Moreover,

fishing efforts were stepped up with the development of cutting-edge fishing technology. As a result of these unscientific methods, the fisheries are in danger of seeing a rapid decline, and many important species are in danger of being wiped out of the area unless proper conservation measures are taken.

Unlawful and hurtful fishing rehearses, contamination, territory change, eutrophication, siltation, and water reflection all posture serious dangers to fish biodiversity, which thus undermines oceanic environments and human prosperity (Groombridge, 1992 and Allan et al., 2005). One of the primary worries for the loss of fish variety is illegal and harmful fishing practises (for example, the utilization of little lattice measured nets, harming, horrendous pinion wheels, Overfishing and catching fish of all life stages). In especially during breeding seasons, the usage of lengthy nylon nets with tiny mesh sizes poses a significant concern by resulting in the indiscriminate slaughter of fishes of all ages, including juveniles and brooders. In the long run, the overfishing and population declines that result from such techniques are not worth the short-term gains they provide.

6. CONCLUSION

A market-based poll revealed a decline in productivity during the previous three years. Proper conservation strategy and management of this region might play a crucial role in its preservation. The essential reasons of waning oceanic variety are human exercises, for example, deforestation, flooding, sand mining, sporting utilization, natural and inorganic contamination, overfishing, unrestrained pesticide use in horticulture, and strange fish gathering along various exercises. Research focuses on a set of basic management techniques for conserving fish biodiversity in freshwater bodies and should be aligned with government fisheries strategies.

REFERENCES

1. Allan JD, Abell R, Hogan Z, Revenga C, Taylor BW, Welcomme RL et al. Overfishing of inland waters. *Bio Science* 2005; 55:1041-1051.

2. Barman RP. A review of the freshwater fish fauna of West Bengal, India with suggestions for conservation of the threatened and endemic species. *Rec. Zool. Surv. India* 2007; 263:1-48.
3. Basu A, Dutta D, Banerjee S. Indigenous ornamental fishes of West Bengal, Aquaculture Research Unit, Department of Zoology, University of Calcutta, West Bengal, India. *Recent Res. Sc. Techno* 2012;4(11):122.
4. BasudevMandal, PijushPayra, RatanSamanta. Seasonal availability of crabs and their distribution in Digha coast. *International Research Journal of Basic and Applied Sciences* 2015; 01:27-30.
5. Bhakta JN, Bandyopadhyay PK. Fish diversity in freshwater perennial water bodies in Midnapore district of West Bengal, India. *International Journal of Environmental Research* 2008; 2(3):255-260.
6. Bhattacharya M, Chini DS, Kar A, Patra BC, Malik RC, Das BK. Assessment and modeling of fish diversity related to water bodies of Bankura district, West Bengal, India, for sustainable management of cultural practices. *Environment, Development and Sustainability* 2018; 20:1- 14.
7. Darwall W, Vie JC. Identifying important sites for conservation of freshwater biodiversity: extending the species-based approach. *Fisheries Management and Ecology* 2005; 12(5):287-293.
8. Das A, Behera S, Bhakta D, Kumar S. Assessment of threatened category of fish availability in Kolkata based fish market, West-Bengal, *J Expr. Zool., India* 2011; 14(1):53-56.
9. Groombridge B. (Ed.). *Global biodiversity: status of the earth's living resources*. Chapman & Hall, London 1992.
10. IUCN. *International Union for Conservation of Nature and Natural Resources* 2018
11. Jayaram KC. *The Freshwater Fishes of the Indian Region*, Narendra Publ. House, Delhi 1999, 551

12. Laffaille P, Acou A, Guillouët J, Legault A. Temporal changes in European eel, *Anguilla*, stocks in a small catchment after installation of fish passes. *Fisheries Management and Ecology* 2005; 12(2):123-129.
13. Mogalekar H, Canciyal J et al. Freshwater fish diversity of West Bengal, India. *Journal of Entomology and Zoology Studies* 2017; 5(2):37-45.
14. Osório FHT, Silva LFO, Piancini LDS, Azevedo ACB, Liebel S, Yamamoto FY et al. Water quality assessment of the Tubarao River through chemical analysis and biomarkers in the Neotropical fish *Geophagusbrasiliensis*. *Environmental Science and Pollution Research* 2014; 21(15):91459160.
15. Paul B, Chanda A. Indigenous Ornamental Fish Faunal Diversity in PaschimMedinipur. West Bengal, India. *Int. Res. J. Biological Sci* 2014; 3(6):94-100.
16. Pijushpayra, BasudevMandal, Ganesh Chandra Rana. Study of Ichthyofaunal diversity of Nega Diversion Canal of PurbaMedinipur District Trends in Fisheries Research 2018;7(3):24-39.
17. PijushPayra, BasudevMandal, Ganesh Chandra Rana. Seasonal variation of plankton in the brackish water-fed canal and their role in fish production *International Journal of Advanced Biological Research* 2013; 3(3):397- 404.
18. Piper RG, McElwain IB, Orme LE, McCraren JP, Fowler LG, Leonard JR. Fish hatchery management. Washington DC 1982, 1-517.
19. Rathore SS, Chandravanshi P, Chandravanshi A, Jaiswal K. Eutrophication: Impacts of Excess Nutrient Inputs on Aquatic Ecosystem. *IOSR J of Agri. and Veter. Sci* 2016; 9(10):89-96.
20. Savci S. An Agricultural Pollutant: Chemical Fertilizer. *Int. J of Environ. Sci. And Dev* 2012; 3(1):7780.

Author's Declaration

I as an author of the above research paper/article, hereby, declare that the content of this paper is prepared by me and if any person having copyright issue or patentor anything otherwise related to the content, I shall always be legally

responsible for any issue. For the reason of invisibility of my research paper on the website/amendments/updates, I have resubmitted my paper for publication on the same date. If any data or information given by me is not correct, I shall always be legally responsible. With my whole responsibility legally and formally I have intimated the publisher (Publisher) that my paper has been checked by my guide (if any) or expert to make it sure that paper is technically right and there is no unaccepted plagiarism and hentriacontane is genuinely mine. If any issue arises related to Plagiarism /Guide Name /Educational Qualification /Designation /Address of my university/college/institution/Structure or Formatting/ Resubmission / Submission /Copyright /Patent/Submission for any higher degree or Job/Primary Data/Secondary Data Issues. I will be solely/entirely responsible for any legal issues. I have been informed that the most of the data from the website is invisible or shuffled or vanished from the data base due to some technical fault or hacking and therefore the process of resubmission is there for the scholars/students who finds trouble in getting their paper on the website. At the time of resubmission of my paper I take all the legal and formal responsibilities, If I hide or do not submit the copy of my original documents (Aadhar/Driving License/Any Identity Proof and Photo) in spite of demand from the publisher then my paper may be rejected or removed from the website anytime and may not be consider for verification. I accept the fact that as the content of this paper and the resubmission legal responsibilities and reasons are only mine then the Publisher (Airo International Journal/Airo National Research Journal) is never responsible. I also declare that if publisher finds any complication or error or anything hidden or implemented otherwise, my paper maybe removed from the website or the watermark of remark/actuality maybe mentioned on my paper. Even if anything is found illegal publisher may also take legal action against me

Jyotirmoy Panja
Dr. Mousumi Roy
Dr. Kartik Maiti
