

TECHNIQUES BASED ON MACHINE LEARNING PERMITTING MACHINES TO IDENTIFY FACE

Neha Gupta

Research Scholar

DECLARATION: I AS AN AUTHOR OF THIS PAPER / ARTICLE, HEREBY DECLARE THAT THE PAPER SUBMITTED BY ME FOR PUBLICATION IN THE JOURNAL IS COMPLETELY MY OWN GENUINE PAPER. IF ANY ISSUE REGARDING COPYRIGHT/PATENT/ OTHER REAL AUTHOR ARISES, THE PUBLISHER WILL NOT BE LEGALLY RESPONSIBLE. IF ANY OF SUCH MATTERS OCCUR PUBLISHER MAY REMOVE MY CONTENT FROM THE JOURNAL WEBSITE. FOR THE REASON OF CONTENT AMENDMENT/ OR ANY TECHNICAL ISSUE WITH NO VISIBILITY ON WEBSITE/UPDATES, I HAVE RESUBMITTED THIS PAPER FOR THE PUBLICATION. FOR ANY PUBLICATION MATTERS OR ANY INFORMATION INTENTIONALLY HIDDEN BY ME OR OTHERWISE, I SHALL BE LEGALLY RESPONSIBLE. (COMPLETE DECLARATION OF THE AUTHOR AT THE LAST PAGE OF THIS PAPER/ARTICLE

Abstract

Face identification employing the feed forward approach is a significant process to apply in PC vision, machine learning, biometrics, design acknowledgment, design examination, and computerized image management. It is an effective way to organize the complex convolutional brain. While being reliable, a numerical technique is not frequently employed in pragmatism. The fault is substituted by P and the other class of the space when compared to every connected load with every unit in the organization. The consequence in this case attempts to identify a theory that can limit P as a result of the preparation of a single unit. the portion of each component that a face identification calculation will ultimately resolve. Optical view aids in the improvement of this arrangement. Identification is carried out by computing standardised relationship scores. In many face identification circumstances, the test posture and the image from the enrolled data set are distinguishable. The face finder based on Pig (Histogram of Arranged Angle) in this study yields better accurate results in comparison to other machine learning methods like the Haar Outpouring. The findings of this study show both the benefits and risks of better face acknowledgment execution.

Keywords: Machine Learning, Techniques, Machines Face Identification

I. INTRODUCTION

Face identification uses the faces in a variety of security and identification "associations," such as Machine Learning, PC Vision, Bioinformatics, Computerized Picture Handling, and Example Acknowledgment. Its primary objective is to use facial recognition technology for security and human identification. The existing systems for face identification include a variety of formulas. Because misbehavior and cybercrime are at an all-time high in the current climate, face identification is now a crucial test. Everyone must therefore gain their life and their country. There are numerous machine learning techniques used for face identification. Face recognition has developed into a key research area as a result of recent security-related expansions and the quick development of mobile technologies. Access control, personality screening, security systems, reconnaissance systems, and virtual entertainment companies are just a few of the many applications for face recognition.

Offices, laptops, phones, and ATMs are just a few of the devices that fall under the umbrella of access control. Due to rapidly expanding PC technology and more complex computations, facial recognition is becoming more and more popular as a viable alternative to passwords and personal mark scanners, even though the majority of these buildings do not now use it as their primary method of enabling admission. Building security measures to ensure the protection of law-abiding citizens has received more attention since the 9/11 attacks. Face recognition technology might be able to minimize the risk and finally stop additional attacks, particularly in locations like airports and railway crossovers where identification verification is required. [1] If thieves are patrolling the area, the same argument may be made for observational setups. Face recognition capabilities on surveillance cameras can be helpful in the search for these people. A strong set of face data and efficient facial recognition algorithms are necessary for this, though. Yet, similar comparable reconnaissance frameworks can also help in the search for the missing. Finally, face recognition technology has begun to be included by online entertainment platforms like Facebook, allowing users to tag friends who may be recognized in images. It should go without saying that there are many uses for facial recognition technology. Frequently, face location, highlight extraction, and model preparation are used to do this.

Image face recognition is a major field of study in computer vision. While machines struggle to recognize faces in images, people can do it with ease. Many machine learning techniques can be used to recognize and perceive faces. The design of the human face is intricate, therefore recognizing it demands a trustworthy processing method. To recognize faces in images, there are a few things to look for, for instance, the level, shade, and width of the various facial features, such as the lips, nose, eyes, and so forth. One example stands out: whereas individual faces have different qualities, comparable faces have comparative aspects. It is necessary to convert a specific face into numbers. Considering that algorithms used in machine learning can only identify integers. C. R. An Asmara, I. Dharma, H. Darmono, D. R. H. Putra, and I. Muhiqqin determined that the placement of the HOG base face was more exact as compared to the Haar Fountain. The test that was created from the original computation was continued in the Face Recognition Execution. Principal component analysis was used by Alex Pentland and Matthew Turk in 1991. (PCA). The "eigenface technique" is a modern method for computing face recognition results, although Navneet Dalal et al. made a distinction by proposing Histogram of Oriented Gradient (HOG) highlights rather than the Eigen faces utilized in PCA computations. In 2016, Dadi HS and Pillutla GM compared the performance of the HOG and PCA-based face recognition systems and found that the HOG approach performed 8.75% better than the PCA method. This is because the advantages of HOG highlights are enhanced by orientation binning, scale gradient, rather coarse spatial binning, and great neighborhood difference standardization. [2] However, it requires an enhanced preprocessing phase and a distinct upgrade for better face recognition execution. We provide a resolution to this problem in this essay. Throughout the preprocessing stage, we use CLAHE to lessen noise, improve contrast, and balance the brightness. An SVM classifier is used to define the HOG highlights once they have been extracted from the information picture. The most severe classifier uses a fixed input but separates a large number of underlying problems from different images. That suggests that knowledge is not all created equal. All significant elements are included in the image to get the SVM result. According to the study of the SVM result, the PC will therefore identify the person.

II. LITERATURE REVIEW

Jufeng Yang et al. (2018) proposed convolution neural networks (CNNs) to be built up for facial recognition and location. This convolution neural network has been applied using picture organization and moderate learning from online data. The convolution neural network has been delivering good results for the quality of craftsmanship while also diminishing the display of various highlights and order. [3].

Several calculations and data sets are broken out in Rajeev Ranjan et al. (2018). to examine various face recognition and identification techniques applied to facial picture datasets through deep learning [4].

Xiang Wang et al. suggested RegionNET or RexNet and Striking Item placement strategy for face discovery and acknowledgment (2018). With form object limitations, RexNet offers end-to-end saliency planning for the VGG, ImageNet, ContexNet, ECSSD, DOTOMRON, and RGBD1000 datasets. A RexNet has sent a clear discovery limit and multiscale theoretical heartiness for face location and acknowledgment [5].

Yue Wu et al. (2018) proposed a deep constrained local model and tweaked convolution neural network (TCNN) for face recognition and acknowledgment (DCLM). The localization of landmarks using TCNN is exact and static for a higher number of face photos. TCNN and DCLM offer increased accuracy on the face identification data sets from LFPW, HELEU, AFW, IBUG, and DLIB. They have boosted the amount of information accessible for complicated models and their representations [6] and enhanced the accuracy of landmark face recognition using TCNN and DCLM.

As a cooperative portrayal technique, Weihong Deng et al. (2018) proposed subspace grouping and insufficient portrayal-based order for face location and acknowledgment. This technique is shown exceptional improvement in terms of face thickness and characterization by directly employing the preparation image as the word reference based on YaleB, AR, FRGC, and FERET data sets. The ability of cooperative portrayal to summarize is improved by this strategy. These individuals must contend with the deceptive coefficient of the erroneous classes. [7].

Xuanyi Dong et al. (2018) created a multi model independent learning for discovery (MSPLD) and barely any model item location for face identification and acknowledgment (FEOD). For face object recognition, a sizable library of unlabeled photos and a small number of identifiable images per class are used. They use different identification models and discriminatory information. The improved findings of this method are also advantageous for the PASCAL-VOC2007, PASCAL-VOC2012, MSCOCO2014, ILSURC2013, and Image Net COCO datasets [8].

Md suggested a 2D intermittent display of dipole-coupled circular nanomagnets for face recognition and acknowledgment. Ahsanul Abeed and others (2018). In order to locate and recognize faces, this Nano magnet performs certain image treatment duties as edge enhancement detection and noise reduction. Their dipole-linked Nano magnets chip away in very energy-efficient sharply contrasted pictures [9].

SeunghwaJeong et al. have utilized Markov random field energy improvement (2018). High-resolution photos of seats, automobiles, bicycles, and other forms of transportation were used to generate the graph. This strategy performs best in a setting with many different views and a large pattern. The division technique and present status of artisan approaches yield products of comparable quality. They are keeping track of a variety of circumstances, including the number of perspectives, the number of revolutions, and the distance between cameras. When benchmarks have been recorded, they are particularly helpful in sparsely inhabited areas [10].

III. METHODOLOGY FOR FACE RECOGNITION

The steps in the suggested approach are shown in the following figure in order:

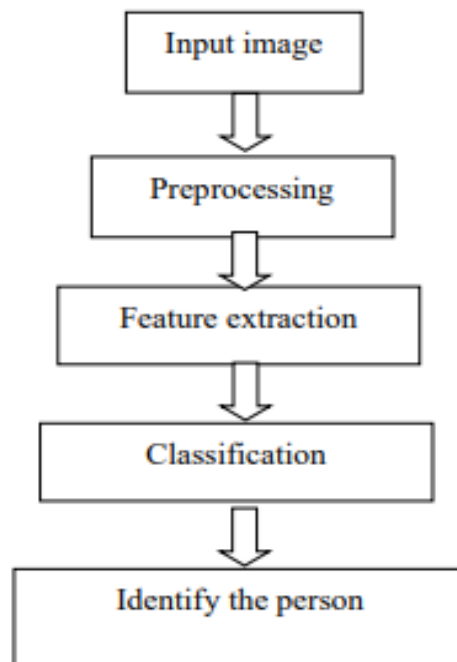


Figure: 1. Block diagram for the suggested technique.

A. Preprocessing

Preprocessing is becoming more and more crucial when managing images. A picture-handling method for modifying the strength of the image is histogram balance. This improves a picture's visual contrast. It might be easier to understand with the aid of a histogram. A modified histogram evenly distributes the dark values over the image. As a result, the forces on the histogram are properly adjusted. CLAHE is a high level structure of AHE. Using a method known as CLAHE, Pisano et al. [11] (1998) were able to locate hypotheses in dense mammograms. AHE had a problem with the loudness being enhanced excessively. CLAHE stops the intensification from escalating by slicing the histogram at a fixed value. Flexible histogram alteration makes small, predictable areas more agitated. In order to reduce greater disruption, CLAHE limits the difference's intensity. It accomplishes this by evenly allocating the portion of the histogram that exceeds the maximum amount across all histograms. In order to reduce the uniform region of the image's difference over upgrading and, as a result, reduce the proportion of agitation, CLAHE, a variation of AHE, was developed. With this technique, the image is divided into context-sensitive,

non-covering locations. At each site, a histogram is kept, and the highest level of each context-sensitive district histogram is calculated. The level measurement attempts to minimize the disparity. The histograms are rearranged without crossing the cutoff, and the edge value is enhanced as much as is practical. This system encourages individualism while promoting homogeneity.

Contrast: An object can be identified by its contrast in brightness and color.

$$\text{Contrast} = \frac{I_{max} - I_{min}}{I_{max} + I_{min}}$$

I_{max} is the most noticeable while I_{min} is the least brilliant. In a digital image, "luminance" is a value that varies depending on variation depth from 0 (dark) to a maximum value. Grayscale images in the standard 8-bit format have a value of $2^8 - 1 = 255$. As there are this many mixes, one can accomplish this using 8-piece arrangements, assuming 0–1 traits for each. Based on the etymology it employs, the accompanying plot illustrates the substance and usefulness of our feedback graphic. Typically, it is employed in computer vision to recognize the objects.

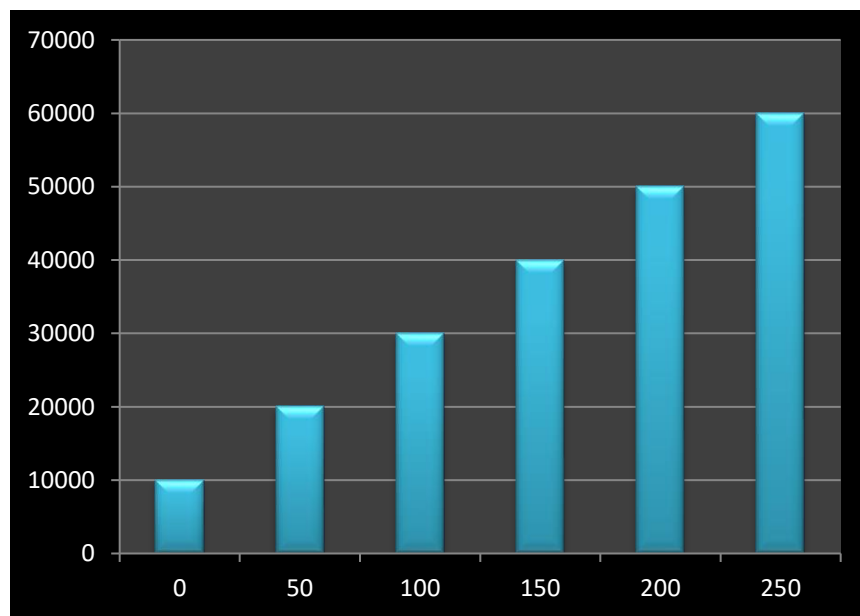


Figure: 2. on the plot, the input picture intensities are displayed in blue, while the CLAHE intensities are displayed in orange.

Determining the gradient: The most important part of the process is making an estimate of the gradient values. Using vertical, flat, one-layered subordinate header covers is the key tactic.

The second step in the elimination of the HOG highlights is direction binning. Due to the quantity of values taken into account in the gradient computation, each pixel inside the cell produces a weighted choice for a histogram channel dependent on the direction. The cells can be either extended or rectangular, and the channels can be spread either north of 0 to 3600 or 0 to 1800, depending on whether the gradient is verified.

The gradient force needs to be locally normalized in order to account for fascinating and light progressions. To do this, cells must be combined into bigger, spatially related blocks. The Histogram of Oriented Gradients description is created by merging the standard cell histogram components from each block location. These blocks frequently cross each other, indicating that each cell contributes at least once or twice to the final description.

Dalal and Triggs [12] examined four distinct methods for block standardization. Consider 'v' to be the unconventional vector for the time being. Moreover, "v" is a container for all histograms in a given block, with "k v" acting as its k-standard for k=1, "e" as a small amount of steady state, and "e" as the block's overall size. The following are some options for the standardizing element:

$$L2 - norm: f = \frac{v}{\sqrt{\|v\|_2^2 + e^2}}$$

L2-hys: L2-norm followed by clipping and renormalizing, as in

$$L1 - norm: f = \frac{v}{\|v\|_1 + e}$$

$$L1 - sqrt: f = \frac{v}{\sqrt{\|v\|_1 + e}}$$

B. Classification

The support vector machine is an algorithm for supervised learning. From its basic two-class structure, it has been expanded into a multiclass classifier. It is also used in regression.

The support vectors, which are the data points closest to the hyperplane, determine the position and direction of the hyperplane. These support vectors can be used to boost the classifier's margin, and by removing them, the hyper plane's position can be altered. These are the components that genuinely help the SVM's development. The Support Vectors' distances from the Hyperplane are equal. These are known as support vectors because when their location changes, they force the Hyperplane to move. This shows that the Hyperplane is independent of all observations and only depends on the support vectors.

Hyperplane: Hyper planes are the boundaries that separate the two sets of data points. The Hyperplane has varied dimensions depending on how many features there are; for example, if there are only two features, the Hyperplane is a line. Similar to this, the Hyperplane will be a two-dimensional plane if there are three input features. It becomes difficult to envision having more than three features.

To determine the ideal hyperplane, maximize the width of the margin. It is required to define an optimization issue. So. The best hyperplane will be the one with the largest distance from the closest data points. If the optimal hyperplane is too far away from the training data points, an unknown datum will prevent the optimal hyperplane from generalizing. [14] The margin will be quite minimal in this instance and it will generalize well for the training set of data. As a result, our main objective is to maximize the margin in order to enhance the classifier's generalization capability for yet undiscovered samples.

The distance between the Hyper planes is known as the margin. If a hyperplane is reasonably close to a datum point, its margin will be small. The margin area has no data points.

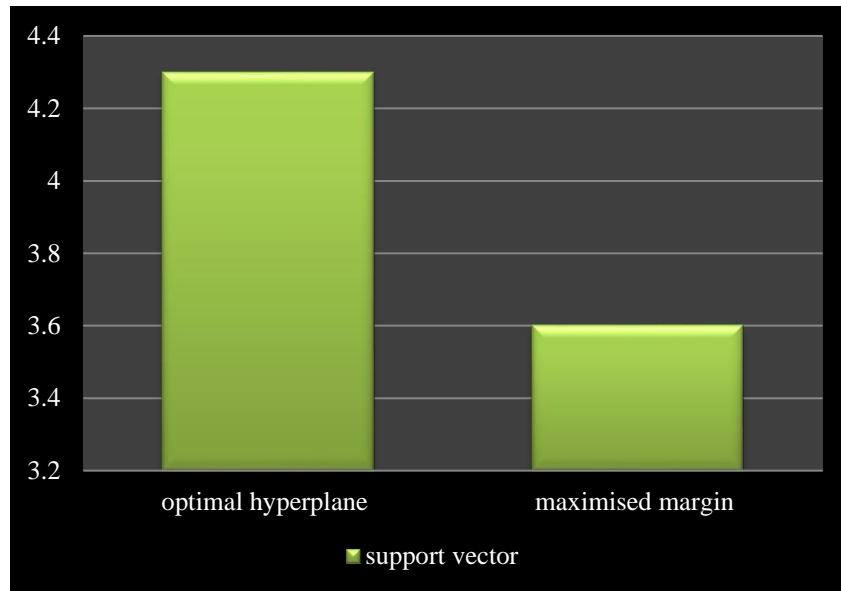


Figure: 3. SVM diagram

Svm is one of the reliable and precise machine learning calculations among several arrangement computations. [15] A minor change to the information has minimal impact on the Hyperplane and, consequently, svm. As a result, the SVM model is stable.

IV. EXPERIMENTAL RESULT

With various photos, the suggested process is tested. These are some of the findings:




Figure: 4. Face detection

In the graphic above, we can see that it has successfully recognized 22 people and that one falsely positive result is appearing. It couldn't differentiate between the three people. Since the picture just shows a piece of their faces. [16] It follows that this calculation has a far higher degree of precision.

V. CONCLUSION

Machine learning techniques for face identification. Finding every speculative space that is characterized by every weight value for every network unit is the main issue of feed forward calculations in learning. [17] The error is substituted by P and the other class of the space when compared to the complete relevant load with every single unit in the network. The consequence in this case attempts to identify a theory that can limit P as a result of the preparation of a single unit. Diversity can now be categorized into two groups based on the type of data set. The idea of "many to one face identification" is a natural progression from "front facing face recognition," where the feed-forward computation demands the presentation of images of every single person in every possible pose. Stop the calculation after a posture evaluation and objectively adjust the test images to represent the subjects' protest postures in the data set. [18] The naturally resolved area of several elements is used in the computation for face identification. Optical view aids in the improvement of this arrangement. Identification is performed by the processing of standardized relationship scores. In certain face identification settings, the test subject's posture and the image from the enlisted data set are distinguishable. Feed forward computations define the principles of the identification interaction. The face acknowledgment computation using CLAHE, HOG highlights, and SVM classifier is displayed. It is compared to a face recognition computation based on SVM classifiers and HOG highlights. Findings show that the proposed calculation carries out face acknowledgment more successfully. [19] Although time-consuming, the calculation is more precise and effective than results from other machine learning techniques.

VI. FUTURE SCOPE

Further extensions of this work are possible to a certain extent. Some of these refer to asset improvement, while others make clear references to execution and turning nuances. A well-known unaided technique called grouping can be used as NEIC content in Indian dialects. Future research

may look for an appropriate bunching calculation to give the NEIC frameworks in numerous distinct Indian dialects a typical edge. [20] In the future, NEIC in Telugu and other Indian languages like Malayalam, Kannada, Tamil, Marathi, Sanskrit, and so on may be subjected to other machine learning techniques now in use, such as deep learning 130 memory-based learning algorithms. If relevant principles can be found for NEIC in a particular space, rule-based techniques can be very effective.

REFERENCES

1. Abeed, M. A., Biswas, A. K., Al-Rashid, M. M., Atulasimha, J., & Bandyopadhyay, S. (2017). *Image Processing With Dipole-Coupled Nanomagnets: Noise Suppression and Edge Enhancement Detection*. *IEEE Transactions on Electron Devices*, 64(5), 2417-2424.
2. Alkan A, Günay M. *Identification of EMG signals using discriminant analysis and SVM classifier*. *Expert Systems with Applications*. 2012 Jan 1;39(1):44-7.
3. Anila S, Devarajan N. *Preprocessing technique for face recognition applications under varying illumination conditions*. *Global Journal of Computer Science and Technology*. 2012 Jul 31.
4. Bora DJ, Gupta AK. *AERASCIS: An efficient and robust approach for satellite color image segmentation*. In *2016 International Conference on Electrical Power and Energy Systems (ICEPES) 2016 Dec 14 (pp. 549- 556)*. IEEE
5. C Rahmad, R A Asmara, D R H Putra, I Dharma, H Darmono and I Muhiqqin (Jan. 2020). "Comparison of Viola-Jones Haar Cascade Classifier and Histogram of Oriented Gradients (HOG) for face detection." *The 1st Annual Technology, Applied Science, and Engineering Conference 29–30 August 2019, East Java, Indonesia*. 28 January 2020
6. Dadi HS, Pillutla GM. *Improved face recognition rate using HOG features and SVM classifier*. *IOSR Journal of Electronics and Communication Engineering*. 2016 Apr;11(04):34-44
7. Deng, W., Hu, J., & Guo, J. (2018). *Face recognition via collaborative representation: Its discriminant nature and superposed representation*. *IEEE transactions on pattern analysis and machine intelligence*, 40(10), 2513-2521.

8. Dong, X., Zheng, L., Ma, F., Yang, Y., & Meng, D. (2018). *Few-example object detection with model communication. IEEE Transactions on Pattern Analysis & Machine Intelligence, (1), 1-1.*
9. Harihara Santosh Dadi, Gopala Krishna Mohan Pillutla *Improved Face Recognition Rate Using HOG Features and SVM Classifier. IOSR Journal of Electronics and Communications Engineering, Vol. 11, Issue 4, pp 34- 44, July 2016.*
10. Jeong, S., Lee, J., Kim, B., Kim, Y., & Noh, J. (2018). *Object Segmentation Ensuring Consistency Across Multi-Viewpoint Images. IEEE transactions on pattern analysis and machine intelligence, 40(10), 2455-2468*
11. Padilla R, Costa Filho CF, Costa MG. *Evaluation of haar cascade classifiers designed for face detection. World Academy of Science, Engineering and Technology. 2012 Apr 22;64:362-5.*
12. Ranjan, R., Sankaranarayanan, S., Bansal, A., Bodla, N., Chen, J. C., Patel, V. M., ... &Chellappa, R. (2018). *Deep learning for understanding faces: Machines may be just as good, or better, than humans. IEEE Signal Processing Magazine, 35(1), 66-83*
13. Wang, X., Ma, H., Chen, X., & You, S. (2018). *Edge preserving and multi-scale contextual neural network for salient object detection. IEEE Transactions on Image Processing, 27(1), 121-134.*
14. Wu, Y., Hassner, T., Kim, K., Medioni, G., & Natarajan, P. (2017). *Facial landmark detection with tweaked convolutional neural networks. IEEE transactions on pattern analysis and machine intelligence.*
15. Yang, J., Sun, X., Lai, Y. K., Zheng, L., & Cheng, M. M. (2018). *Recognition from Web Data: A Progressive Filtering Approach. IEEE Transactions on Image Processing, 27(11), 5303-5315.*

Author's Declaration

I as an author of the above research paper/article, hereby, declare that the content of this paper is prepared by me and if any person having copyright issue or patent or anything otherwise related to the content, I shall always be legally

responsible for any issue. For the reason of invisibility of my research paper on the website/amendments /updates, I have resubmitted my paper for publication on the same date. If any data or information given by me is not correct I shall always be legally responsible. With my whole responsibility legally and formally I have intimated the publisher (Publisher) that my paper has been checked by my guide (if any) or expert to make it sure that paper is technically right and there is no unaccepted plagiarism and the entire content is genuinely mine. If any issue arise related to Plagiarism / Guide Name / Educational Qualification /Designation/Address of my university/college/institution/ Structure or Formatting/ Resubmission / Submission /Copyright/ Patent/ Submission for any higher degree or Job/ Primary Data/ Secondary Data Issues, I will be solely/entirely responsible for any legal issues. I have been informed that the most of the data from the website is invisible or shuffled or vanished from the data base due to some technical fault or hacking and therefore the process of resubmission is there for the scholars/students who finds trouble in getting their paper on the website. At the time of resubmission of my paper I take all the legal and formal responsibilities, If I hide or do not submit the copy of my original documents (Aadhar/Driving License/Any Identity Proof and Address Proof and Photo) in spite of demand from the publisher then my paper may be rejected or removed from the website anytime and may not be consider for verification. I accept the fact that as the content of this paper and the resubmission legal responsibilities and reasons are only mine then the Publisher (Airo International Journal/Airo National Research Journal) is never responsible. I also declare that if publisher finds any complication or error or anything hidden or implemented otherwise, my paper may be removed from the website or the watermark of remark/actuality may be mentioned on my paper. Even if anything is found illegal publisher may also take legal action against me

Neha Gupta