

THE TECHNIQUE OF CLASSIFICATION AND SEGMENTATION FOR NUMBER PLATE RECOGNITION

Neha Awasthi
Research Scholar

Abstract

When applications for Intelligent Transportation Frameworks become more common, Programmed License Plate Acknowledgment frameworks should naturally develop faster and more precisely. The authors suggest an integrated framework for quick and accurate licence plate segmentation and recognition that combines a modified single shot identifier (SSD) with a component extractor in light of depthwise different convolutions and direct bottlenecks. The element extractor's lower boundary requirements compared to the initial SSD + VGG run make quick induction possible. The vehicle licence plate is the object of interest (ROI) in this analysis, and the ROI is extracted from an image using a picture segmentation technique. To perform the segmentation methodology and reliably identify the licence plate, an updated Sliding Concentric Window (SCW) method has been developed. For this suggested model, vehicle images were gathered, and the ROI was portioned out using the SCW approach. Using morphological photo handling techniques termed disintegration and broadening, the licence plate was located.

Keywords: *License Plates, Plate Detection, Segmentation Method, SCW method, ROI*

I. INTRODUCTION

The goal of this investigation was to develop a system that can continuously detect licence plates of approaching automobiles at entrances, such as those at parking garage doors. The system, which runs on a standard PC equipped with a camera, records and decodes video frames with a clearly visible car licence plate. Once a licence plate is shown, its digits are identified and either displayed on the user interface (UI) or verified against a data collection. The project's goal is to create a programmed door opener that doesn't require mounting a

signal transmitter on the car. As a result, the project will likely look into and develop a framework that can recognise a vehicle's licence plate at a parking lot entrance. A computer, programming projects like the MATLAB application, and a computerised camera to capture pictures of the car licence plate will all be used to build the framework.

With the ability to recognise a vehicle's unique number plate from a photo after using picture handling to build it, a smart traffic or vehicle the board framework may be handled. Together with the growth of parkways and the widespread use of automobiles, people's need for more advanced, practical, and precise intelligent transportation systems has increased (ITSs). Since that licence plates and car structures frequently have comparable instances and variants, as well as varied plate kinds and irregular lighting situations, it is very possible that it is attempting to do ANPR from vehicle images. The ANPR is frequently utilised for a variety of tasks, such as speed detection, security checks in constrained areas, solo stopping areas, transit rule implementation, and electronic cost assortment. [2] it. Number Plate Acknowledgment uses a camera to snap pictures of the licence plates in the target environment. The captured images are converted into text passages using either still images or a visual movie using a series of picture handling-based acknowledgement computations. The accuracy of an ANPR framework's computations becomes crucial after a good image of the environment or a vehicle has been captured.

The number plate of a vehicle must be able to identify it. Programmed number plate acknowledgment (ANPR) seeks to identify and locate a moving vehicle's licence plate. The main problems with number plate recognition are high accuracy and quick acknowledgement. The ANPR in the Assembled Realm Devils in Singapore, the CARINA in Hungary, VECON in Hong Kong, and Safe-T-Cam SeeCar for Israel are only a few examples of business ANPR things that have been provided everywhere. These frameworks employ three different types of classifiers. These approaches rely on learning, coordinating templates, and OCR. As a learning-based strategy, a framework for number plate identification was established in light of the RULES-3 enlistment theory. This technique has the benefit of being adaptable to image rotation and interpretation and having a much faster rate of number recognition. In any case, scaling images is dangerous. Moreover, it is impossible to distinguish between the numbers 6 and 9 without extra sense. Kim demonstrated the SVM-based character

recognizer, another learning-based method, to recognise licence plates. The acknowledgement rate for Kim's module was close to 97.2%. As Zheng experimented with several classifier techniques, he discovered that the SVM system had the greatest precision for identifying written text and calligraphy in loud report photographs. Zhao came to a similar conclusion after examining many classifiers for identifying numerals that were written by hand. The potential for characterisation of SVMs is enormous. Although while SVM-based number plate recognition has improved recognition accuracy, it still struggles in a few situations. For instance, certain number plates are difficult to see because to poor lighting, movement that obscures the effect, blurry wording, and other factors. All of the frameworks mentioned above lead to plate recognition once characters had been divided into smaller pieces. In any case, character segmentation may be difficult due to the low picture quality of continual photographs. Inappropriately split characters won't be perceived

II. REVIEW OF LITREATURE

A image acquiring module, an extraction module for the licence plate, and a segmentation and character acknowledgment module are the four essential components of a typical LPR framework. M.I.Khalil advises using the Template Matching Method for vehicle plate recognition. The information image does not, however, need to be "sectioned" for the template matching process. The data acknowledgment stage follows the licence plate extraction (IPR). The "moving window approach" is applied at this point. The image of the plate is layered as the primary image to identify the nation. The nation photo set's main picture component is then stacked as an item. The moving window approach is used to look for that item in the image. [3] If the response is "YES," the name of the country is found in the table of country names. If "NO" is chosen, the article is loaded with the image for the following nation's name, and the cycle is repeated until all characters have been used.

The foundation of Kaushik Deba, Md.'s appealing approach of automobile licence plate acknowledgement is made up of sliding concentric windows and fake brain networks. Ibrahim Khana, Anik Sahaa, and KangHyun Work at M.I.Khali 2017 This approach uses sliding concentric windows to complete segmentation (scw). With the help of this invention, we may look at the numerous images of moving automobiles. By using the area of the car as a sort of perspective, find the vertical and even lines to remove the licence plate. Potential

districts are identified using a novel adaptable image segmentation approach. Each application location undergoes variety confirmation using the HSI variety model, which examines white and green LP using shade and power separately. A lot of thought is being given to the new fake brain organisation (AAN) calculation that is based on the Korean licence plate structure. If you follow the accompanying chart, you should be able to understand the possibilities of this framework. Here, it is demonstrated how to convert grayscale images and choose rival regions.

In 2016, Kumar Parasuraman suggested an SVM-based approach for looking at licence plates. For the best supposition, the factual learning hypothesis (SLT) and underlying gamble minimization (SRM) are included into the theoretical foundations of SVM, a directed learning approach. SVMs have been advocated for usage in two different multiclass ordering techniques. One versus all and one against one are the ways they describe their situation. [4] The location of the number plate is located and separated using the mean shift method, and critical segmentation is carried out using histogram projection in the even direction. Then it gets shrunk to fit a 140x36-inch screen. As a result, 315 layered include vectors may be produced using 4x4 windows of the specified subimage values. SVMs with RBF sections are created by using highlight vectors.

Morphological administrators were demonstrated as a pre-handling technique by Cheokman et al. in 2019. Following preprocessing, a template matching technique was used to identify each character. It was issued as a Macao-inspired automobile licence plate. In [5], support vector machines (SVM) were used to scale and cross-approve data to identify distinct boundaries and get rid of irregularities. The SVM method's character-distinguishing proof precision outperformed the Brain Organization (NN) architecture.

III. CHARACTER SEGMENTATION OF LICENSE PLATES

After the area of the plate has been located, the next step is to locate the individual characters that make up the plate. The person segmentation techniques are linked to three obvious tasks. The first step is character level evaluation. By identifying and using the top and lower character boundaries, the person who is still in the air can be helped. The person width is then determined. The K-implies calculation is used to cut character fragments as the final step..

a) Character Height Estimation of License Plates

Vertical edge detection, variety converse, and even projection histogram are the three components that make up this stage.

b) Colour Reverse

The New South Ridges (NSW) State of Australia offers a vast range of licence plate layouts, tones, and structures. For instance, there are countless combinations that combine white with dark, black with white, dark with yellow, and so on. We should first perform a variety hold step before giving the proper variation—dark—to the characters on a plate and creating an exact matched image of the licence plate. It gives letters on a plate a gloomy tone. It is finished in light of a factual research of the edges. In consideration of the picture's area, we choose 1 flat, balanced lines on the licence plate image. The variety file is calculated using the typical number of cross points (areas where pixels shift from dark to white) along each line in the even heading (CI). The number of cross focuses is increased by one if a closer vantage point is available.

$$c_i = \frac{1}{l} \sum_j \sum_j F(i, j)$$

Considering that the fact is the area's closer perspective, where I travels from 1 to N, j from 1 to l, and F I j equals 1, (I, j). The emerging image is identified as one that has to be modified if the CI value exceeds a quantitatively chosen edge. [5] In the unlikely event that not, use the initial motivation for the next action. All applicant licence plates will seem as dark in-white thanks to the constancy of the licence plate variation mix created in this manner.

c) Vertical Edge Detection

The extended region is made large enough to include the entire licence plate using a direct region development calculation once a rectangular portion of the licence plate has been located and identified. Figure 1 shows examples of the finished rectangular pieces for the plate plate images.



Figure 1: Images Samples of Located License plates

Since that the local district exhibits stronger association in an uphill direction than a level bearing, we accomplish vertical edge ID on the licence plate images as shown in Figure 4 by computing a flat slope. Use the Sobel cover of $[-3 \ 0 \ 3; -10 \ 0 \ 10; -3 \ 0 \ 3]$ at each pixel to get the level slope value. Use the Otsu technique for binarization after that to obtain the ascending maps. Dark pixels are used for any leftover pixels, whereas white pixels are used to address the edge pixels. Figure:2 displays the upper edge pixels of the model images.

d) Horizontal Projection Histogram

Albeit not a clever thought, the projection histogram is used for this situation to decide the top and lower cutoff points of a license plate after the upward still up in the air. To decide the top and base places of characters, we utilize a level projection. The flat projection histogram is made by processing the upsides of all histogram receptacles along all lines in the even course. The upper bound and lower bound are then resolved involving the histogram's mean worth as an edge. [6] Figure 3 shows the three example pictures' level projection histograms (b). At last, the person's level not entirely settled by estimating the distance between the upper and lower limits.




Figure 2: (a) Vertical edge maps of images in Figure 3, (b) Horizontal projection histogram

e) Character Width Estimation of License Plates

For the purpose of segmenting the characters on the plate, the area midway between the upper and lower bounds is taken note of and given some care. image binarization and vertical projection This segmentation involves two steps. Each of these sections could have two or more characters. Be aware that we measure the length of the section involving the characters' findings for the procedures that come from them on the licence plate. Each piece should be precise and only restrict one individual. With photo binarization, the background is hidden and the interesting pixels are highlighted. Using Otsu's approach is the best way to arrange all pixels with values above. Any leftover pixels are dark (255 dark worth), as seen by this edge (0 dim worth). Figure 4 displays the images in Figure 4 after binarization. boundaries of the top and bottom portions of the licence plates.




Figure 3: Binarized images of the images in Figure 3 with upper and lower bounds removed

An upward histogram projection is used in a similar way to locate the gaps between the characters on a licence plate. The projection histogram's lack of foci divides each licence plate into level blocks. In Figure 6, three of the images from Figure 5 are projected upward along with the image blocks or parts.

Using the previous segmentation technique, when determining a person's width, we simply take into account the widths of all blocks other than the two smallest and two largest blocks. By averaging the widths of these blocks, the judged character is still up in the air. The predicted degree and breadth of characters will be used in the subsequent step of character extraction.

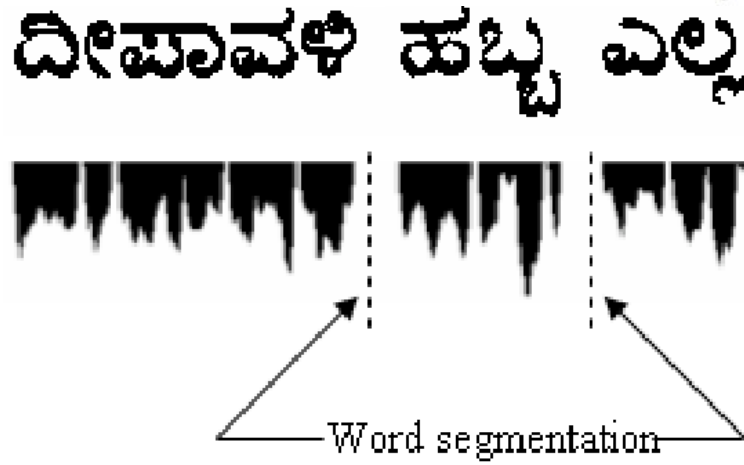


Figure 4: Vertical projection of the images in Figure 5 and character segments

f) **K-Means Algorithm Based Accurate Character Segmentation**

K-Means Algorithm

The K-means calculation was developed in 1956. An iterative process is used to divide an image into K bunches. Here is the main concept:

The methods include selecting K bunch habitats at random, allocating each pixel in the image to the closest group based on a closeness metric such as Euclidean distance of power, recalculating the group communities by averaging the new bunches' pixels, and repeating stages 2 and 3 until combination is reached (i.e., the pixels never again switch groups).

In contrast to other bunching techniques, the K-Means method typically converges on an answer rather quickly. It won't, however, likely elicit the appropriate response. An discomfort of this approach is how the underlying bunching and K worth fundamentally affect the arrangement's character. [7] K might produce subpar outcomes if it is chosen incorrectly. The filter-based strategy that determines the best K worth is depicted in the upcoming section. The trial's findings are displayed in Figure 6 below.



Figure 5: segmented areas in different colors of license plate sample images

IV. EXPERIENTIAL RESULTS AND COMPARISON

We can evaluate the acknowledgement calculation by using the suggested computation on 587 images of licence plates with 3502 characters identified by the licence plate detection stage. The separation between each character is adequate. The misidentification of licence plates is primarily what causes the fractured non-character sections, or misleading up-sides. Just 7 of the 594 areas where licence plates have been discovered lack them[8] Our precise segmentation rate is still extraordinarily high at typically 98.82% notwithstanding the number of incorrectly differentiated licence plate districts. The parallel amplified licence plate images created by our suggested approach are then delivered to the OCR software (Tesseract) for validation. With a small adjustment in line with the OCR calculation, all sectioned characters on the licence plates may be efficiently differentiated from one another. Table 1 displays an analysis of a presentation using several approaches. We have 96.4 level distinctive licence plates.

Detection Accuracy	Segmentation/Recognition Accuracy
2.6	4.2
3.2	5.3

5.3	6.3
-----	-----

Table 1: Performance Comparison

Also, an experimental evaluation of the proposed segmentation method(s) and known segmentation techniques, such as conventional CCA and dynamic form (AC) based approaches [5], is performed.

First, old-school CCA identifies pixels and groups them into comparable groups, agreeing that they are connected to their neighbours in this way. When given an image, CCA labels each pixel such that adjacent pixels with comparable properties receive names that are similar to their own. A small or large cluster will receive the replicated image. It does different sweeps to assign the pixels to one of several groups. In any case, it might very well be attempting to identify characters who are connected to one another. Second, a method using dynamic forms starts with a set of starting parameters and iteratively modifies them by performing certain contracting or extending activities. It settles into local minima states by disregarding minute components and restricting energy over the entirety of their forms. [9] It requires a significant investment. That takes more than 10 times as long as our approach and more than eleven times as long as CCA. Table II demonstrates how our approach finally identified the most exciting location with undeniable highlights.



Figure 6: Comparison of original license plate with images developed using other approaches

Accuracy rate of LPR	Methods		
	CCA	AC	OURS
Detection rate of license plates	2.3	3.9	3.6
Accuracy of character segmentation	3.5	4.5	4.2
Average time of segmentation (s)	4.2	6.2	5.8
Character recognition rate	5.3	5.2	6.2
Overall recognition rate	6.2	7.2	7.2

Table 2: Comparison of experimental results with images developed using three alternative approaches

V. CONCLUSION

In this study, the entire VLP detection process was divided into two parts. In the first, the ROI was identified and isolated using the Sliding Concentric Window technique. [10] The next section handled the treatment of morphological images, which involved dissolving the divided image twice using the plate, square form, and line structure components independently. The findings of the investigations demonstrate that the suggested model for VLP distinguishing proof was sufficiently capable of recognising the licence plate from images that featured typical scenarios and diverse lighting conditions. Also, the suggested method is reliable enough to identify the ROI in images in every case,[11] when the environment in which they were shot contrasts. In this study, we developed a 6-layer flowing classifier that can identify licence plates by using both local and global edge components.

By excluding more than 80% of non-plate districts from further testing or preparation, the classifiers on the first two levels significantly speed up identification in the next four layers. The four further layers' classifiers are based on nearby Haar-like properties. [12]However, by leveraging a few characteristics, we may still get an incredibly high detection rate with an extremely low false positive rate when the licence plate recognition approach is used in various challenging scenarios. Making continuous detection possible.

VI. FUTURE SCOPE

The suggested estimations are developed for the optimum acknowledgement of the plate. Differentiating between proof and limitation. Further iterations of these computations might affect how the related advancements are made [13]. [14] The acquisition of images must adhere to the underlying hypotheses of enhanced thresholding, dynamic interaction, and character extraction. To improve the accuracy of the acknowledgement method, the representation style should be changed so that each typical figure can be recognised. Getting ready and setting up a standard data set for this area's examination of suggested approaches

REFERENCES

1. B. Zhao, Y. Liu, and S.-W. Xia, "Support vector machine and its application in handwritten numeral recognition", *Pattern Recognition, 2000. Proceedings. 15th International Conference on*, vol. 2, pp. 720 - 723, Sept 2000
2. Barcellos, P., Bouvie, C., Escouto, F.L., Scharcanski, J.: *A novel video based system for detecting and counting vehicles at user-defined virtual loops. Expert Syst. Appl.* 42, 1845–1856 (2015)
3. Huang, Y.P.; Chen, C.H.; Chang, Y.T.; Sandnes, F.E. *An intelligent strategy for checking the annual inspection status of motorcycles based on license plate recognition. Expert Syst. Appl.* 2009, 36, 9260–9267.
4. Jia, W.; Zhang, H.; He, X.; Piccardi, M. *Mean shift for accurate license plate localization. In Proceedings of the 2005 IEEE Intelligent Transportation Systems, Vienna, Austria, 16 September 2005; pp. 566–571.*
5. Kaushik Deba, Md. Ibrahim Khana, Anik Saha, and Kang-Hyun Job, *An Efficient Method of Vehicle License Plate Recognition Based on Sliding Concentric Windows and Artificial Neural Network, Science Direct, CSIT-2016*
6. Kumar Parasuraman, *SVM Based License Plate Recognition System* 7. Wu, C.; On, L.C.; Weng, C.H.; Kuan, T.S.; Ng, K. *A Macao license plate recognition system Machine Learning and Cybernetics. In Proceedings of the 2005 International Conference on Machine Learning and Cybernetics, Guangzhou, China, 18–21 August 2005; IEEE: New York, NY, USA, 2005; 7, pp. 18–21*

7. Lee, H.J.; Chen, S.Y.; Wang, S.Z. *Extraction and recognition of license plates of motorcycles and vehicles on highways. In Proceedings of the 17th International Conference on Pattern Recognition, Cambridge, UK, 26 August 2004; Volume 4, pp. 356–359.*
8. M. S. Aksoy, G. Cagil, A. K. Turker, “Numberplate recognition using inductive learning”, *Robotics and Autonomous Systems, Elsevier, Vol.33, pp.149-153, 2000*
9. M.I.Khalil, *Car Plate Recognition Using the Template Matching Method, International Journal of Computer Theory and Engineering, Vol. 2, No. 5, October, 2010* 1793-8201
10. Tian, B., Yao, Q., Gu, Y., Wang, K., Li, Y.: *Video processing techniques for traffic flow monitoring: a survey. In: 14th International IEEE Conference on Intelligent Transportation Systems (ITSC), pp. 1103–1108 (2011)*
11. Y. Zheng, H. Li, and D. Doermann, “Machine printed text and handwriting identification in noisy document images”, *Pattern Analysis and Machine Intelligence, IEEE Transactions on, vol.26, pp. 337 - 353, Mar. 2004.*

Author’s Declaration

I as an author of the above research paper/article, hereby, declare that the content of this paper is prepared by me and if any person having copyright issue or patent or anything otherwise related to the content, I shall always be legally responsible for any issue. For the reason of invisibility of my research paper on the website/amendments /updates, I have resubmitted my paper for publication on the same date. If any data or information given by me is not correct I shall always be legally responsible. With my whole responsibility legally and formally I have intimated the publisher (Publisher) that my paper has been checked by my guide (if any) or expert to make it sure that paper is technically right and there is no unaccepted plagiarism and the entire content is genuinely mine. If any issue arise related to Plagiarism / Guide Name / Educational Qualification /Designation/Address of my university/college/institution/ Structure or Formatting/ Resubmission / Submission /Copyright / Patent/ Submission for any higher degree or Job/ Primary Data/ Secondary Data Issues, I will be solely/entirely responsible for any legal issues. I have been informed that the most of the data from the website is invisible or shuffled or vanished from the data

base due to some technical fault or hacking and therefore the process of resubmission is there for the scholars/students who finds trouble in getting their paper on the website. At the time of resubmission of my paper I take all the legal and formal responsibilities, If I hide or do not submit the copy of my original documents (Aadhar/Driving License/Any Identity Proof and Address Proof and Photo) in spite of demand from the publisher then my paper may be rejected or removed from the website anytime and may not be consider for verification. I accept the fact that as the content of this paper and the resubmission legal responsibilities and reasons are only mine then the Publisher (Airo International Journal/Airo National Research Journal) is never responsible. I also declare that if publisher finds any complication or error or anything hidden or implemented otherwise, my paper may be removed from the website or the watermark of remark/actuality may be mentioned on my paper. Even if anything is found illegal publisher may also take legal action against me

Neha Awasthi
