

# Study on Stability Constants of Metal Complexes in Solution

Chandra Shekhar Meena,  
Research Scholar,  
University of Technology, Jaipur

**DECLARATION:** I AS AN AUTHOR OF THIS PAPER / ARTICLE, HEREBY DECLARE THAT THE PAPER SUBMITTED BY ME FOR PUBLICATION IN THE JOURNAL IS COMPLETELY MY OWN GENUINE PAPER. IF ANY ISSUE REGARDING COPYRIGHT/PATENT/ OTHER REAL AUTHOR ARISES, THE PUBLISHER WILL NOT BE LEGALLY RESPONSIBLE. IF ANY OF SUCH MATTERS OCCUR PUBLISHER MAY REMOVE MY CONTENT FROM THE JOURNAL WEBSITE. FOR THE REASON OF CONTENT AMENDMENT/OR ANY TECHNICAL ISSUE WITH NO VISIBILITY ON WEBSITE/UPDATES, I HAVE RESUBMITTED THIS PAPER FOR THE PUBLICATION. FOR ANY PUBLICATION MATTERS OR ANY INFORMATION INTENTIONALLY HIDDEN BY ME OR OTHERWISE, I SHALL BE LEGALLY RESPONSIBLE. (COMPLETE DECLARATION OF THE AUTHOR AT THE LAST PAGE OF THIS PAPER/ARTICLE)

## Abstract

*Deciding the stability and reactivity of a metal complex depends intensely on the stability of the coordination complex. Thermodynamic and dynamic strong qualities administer the stability of metal complexes. The balance steady or stability consistent in the combination of metal complexes in a fluid medium decides the strength of the association between the reagents that create the end result following the foundation of bonds. By definition, a compound's stability alludes to its capacity to be put away for a lengthy timeframe or to persevere under ideal circumstances. The convergence of complexes in solution can be figured from their stability steady. These estimations are fundamental in numerous areas of study, including science, science, and medication. At the point when a complex is shaped in water, the two its motor and thermodynamic dependable qualities should be considered. The stability of metal complexes can be impacted by various variables, including the kind of the focal metal particle and ligand, the strength of the chelating activity, etc. Stability constants can be determined from different measures including conveyance coefficients, conductance, and refractive record.*

**Keywords:** Stability, Constants, Metal Complexes, Solution, Thermodynamic stability.

## 1. INTRODUCTION

One thing has grown crystal evident over the past 50 years and cannot be ignored by any researcher or chemistry enthusiast. Development is the coordination of many chemistry fields. Inorganic, organic, physical, and other fields of chemistry can now be tightly and logically

combined thanks to the chemistry of complex molecules, which has spanned a number of science domains. As such, it is clear that chemistry is one of the sciences concerned with the structure of matter. Scientists' interest in this area can be traced to the wide range of approaches and hypotheses used. The theories of coordination account for a wide range of atomic, ionic, and molecular interactions, both in the solid phase and in solution. In this way, scientists, physicists, and even mathematicians have shown a lot of interest in the investigation of the science of mind boggling builds since it has turned into the most productive region for the turn of events and concurrent confirmation of various speculations, especially the hypotheses of substance bonds and accumulate structures. Because of the advancement of the valence bond hypothesis, gem field hypothesis, and further the ligand field and sub-atomic orbital speculations created based on quantum science, scientists can now connect the electronic designs and arrangements of mind boggling compounds with their synthetic and actual properties.

For the most part, a metal complex is considered stable if it has a long shelf life and remains unchanged under optimal conditions. A metal complex might be steady within the sight of one reagent/condition yet temperamental within the sight of another, consequently the expression "metal complex stability" cannot be used in a generic sense. Both thermodynamic and kinetic stability contribute to the robustness of metal complexes. However, thermodynamic stability would be indicated if a metal complex did not undergo a change in structure upon contact with water. However, if the complex combines with water to produce a stable product and the mechanism by which this reaction can occur is known, we say that the complex has kinetic stability. For instance, the system might not have the wherewithal to break a very powerful relationship. However, if that relationship were to be severed, it might pave the way for the formation of a new, even stronger one. The security separation energy, Gibbs free energy, standard cathode potential, solution pH, and rate constants or enactment energies for replacement processes all add to a particle's stability in watery solution.

## 2. LITERATURE REVIEW

M. D. S. Hossain; Camellia S. Sajjad; M. D. Hossain; et al (2019) To make two complexes of Cu (II) and Ni (II), with the equation  $[M(La)_2]_2 + (M = Cu (II) \text{ and } Ni (II))$ , the ligand N-(4-methoxybenzylidene) isonicotinohydrazide was used. The ligand was brought into 4-

methoxybenzaldehyde after its buildup with isonicotinic corrosive hydrazide (isoniazid) (p-anisaldehyde). FTIR, UV-Vis spectroscopy, molar conductivity, appealing powerlessness, and different procedures were utilized to break down the mixtures for their in vitro antibacterial action against human microbes including gram-negative *Escherichia coli* (*E. coli*) and gram-positive *Bacillus cereus* (*B. cereus*) strains. The outcomes exhibit that the antibacterial action of all complexes including metals with N and O coordination is upgraded.

amongst others, abd-alameer al Zubaidi (2019) There were two stages involved in developing a novel ligand. First, 3-amino acetophenone and salicylaldehyde were reacted to produce a chalcones compound; then, chalcones compound (AS) was reacted with thiourea to complete the ring. In order to obtain pyrimidine derivatives, the reaction mixture was refluxed for eight hours (AST) FT.IR, Uv-Vis, HNMR, and Mass spectra, as well as crucial examination, mellowing point, and molar conductivity, were completely used to delineate the ligand (AST) and its complexes. Likewise, a great many complexes including the components Fe(II), Co(II), Ni(II), and Cu(II) were organized..

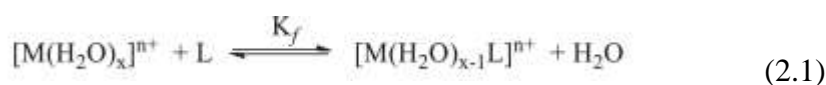
Yokeswari Nithya, Ponnaiah Pillai (2019) Salicylaldehyde-hexamine Schiff base ligands were added using traditional, green, and granulating techniques, and they were then characterised using UV and FTIR spectroscopy. By using FTIR, UV, and a cyclic voltammeter, The Schiff base ligands were used to organize and describe complexes of copper(II) and nickel(II).. Complex antibacterial and cancer preventive activities were also considered.

Alessio Terenzi & Giovanni Salassa (2019) Oxadiazoles are heterocyclic ring structures with applications ranging from optoelectronics to medicinal chemistry. These organic ligands' inherent features were shown to be improved by coordination with metals (especially the transition metals), both the oxadiazoles themselves and their many metal complexes seemed to have favorable qualities for a wide range of fields of study. In this work, we present a graphical summary of the literature on metal complexes and polymers containing oxadiazole moieties, focusing on the most common methods of producing them and the extensive range of applications identified for them during the past 40 years.

### 3. THERMODYNAMIC STABILITY

Thermodynamic stability describes how likely a complex is to remain in a steady state. How much complex that can be made or changed into one more complicated is administered by this element at the mark of harmony. Thermodynamic stability of complexes, all in all, is relative to the bond energies between the metal and the ligand, as is a proportion of the metal particle's tendency to shape a given metal complex specially. The development consistent of a complex is a model for its thermodynamic stability. In science, the development consistent or stability steady is the balance steady determined for the shaping metal complex.

Rather than their underlying states as gases, metal complexes are ordinarily orchestrated in a watery medium. At the point when a metal cation is presented to water, it shapes a water complex of the recipe  $[M(H_2O)_x]^{n+}$ . At the point when the water particle in the water complex particle is supplanted by a ligand, another metal complex is shaped and balance is accomplished.:



At the point when x is the quantity of water particles and L is the unbiased monodentate ligand. Oxidation number of the metal cation is indicated by n. In the accompanying, a conventional tone is suitable for clearness.:

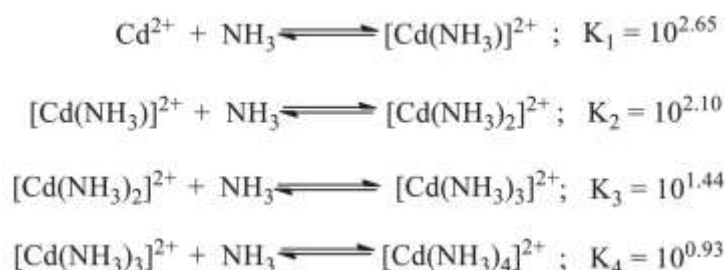


While tackling for K<sub>f</sub>, the harmony steady of the response,:

$$K_f = \frac{[ML]}{[M][L]} \quad (2.3)$$

The aforementioned equation does not account for water concentration. Since the bulk solution is diluted by the addition of water molecules, the change in the equilibrium constant is negligible. The higher the worth of K<sub>f</sub>, the more steady the complex, as shown by Eq. (3). At harmony, the perplexing ML action is bigger than the amount of the singular M and L exercises, and this is reflected in an enormous worth of the balance consistent (K<sub>f</sub>> 1.0). K<sub>f</sub> is

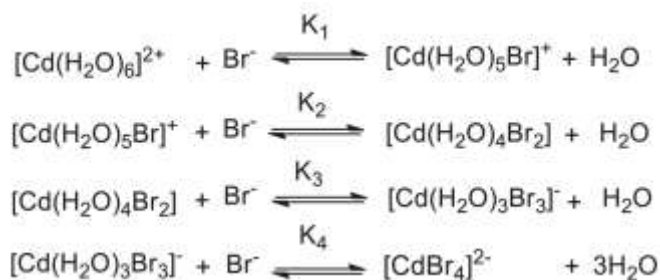
fundamentally higher for L than for H<sub>2</sub>O, demonstrating that L is a more grounded ligand than H<sub>2</sub>O for restricting to the metal particle. On the off chance that K<sub>f</sub> is under 1.0, L is less powerful than H<sub>2</sub>O. Thusly, the stability consistent is utilized as a thermodynamic stability pointer for the complex. With a couple of critical exceptions, the upsides of the progressive stability constants decline monotonically from K<sub>1</sub> to K<sub>n</sub>, i.e., K<sub>1</sub> > K<sub>2</sub> > K<sub>3</sub> >... > K<sub>n1</sub> > K<sub>n</sub>. This example is outlined by taking a gander at the union of [Cd(NH<sub>3</sub>)<sub>4</sub>]<sup>2+</sup>:



The values of the step-by-step formation constants, K<sub>1</sub> through K<sub>n</sub>, declined monotonically.

- i. Since less H<sub>2</sub>O particles should be supplanted as the quantity of ligands in the coordination circle develops, this substitution cycle turns out to be more uncertain.
- ii. Electrostatic attraction
- iii. Steric encumbrance as ligand count increases,
- iv. Mathematical components (replaceable places)

On not many events, be that as it may, K<sub>n+1</sub> is viewed as more prominent than K<sub>n</sub> due to unexpected underlying endlessly changes in the electrical condition of the metal particle. Changes in the electronic construction of the metal particle are answerable for the subsequent varieties in the precious stone field adjustment energy (CFSE). A high CFSE shows a steady intricate with an enormous complex development harmony consistent. One such case is the arrangement of the [CdBr<sub>4</sub>]<sup>2-</sup>-compound in water. There are four stepwise harmony or stepwise arrangement constants present in the communication of the water complex [Cd(H<sub>2</sub>O)<sub>6</sub>]<sup>2+</sup> with the Br ligand: K<sub>1</sub>, K<sub>2</sub>, K<sub>3</sub>, and K<sub>4</sub>. Different from the usual trend, the order of the stepwise formation constants is K<sub>1</sub> > K<sub>2</sub> > K<sub>3</sub> > K<sub>4</sub>. Cd<sup>2+</sup> ions form tetrahedral halo complexes, although their octahedral aqua complex is typical of M<sup>2+</sup> ions. Here is the sequence of reactions that lead to the creation of [CdBr<sub>4</sub>]<sup>2-</sup>:



In the penultimate stage, a huge underlying progress happens, changing the six-coordinate  $[\text{Cd}(\text{H}_2\text{O})_3\text{Br}_3]^-$  complex to the four-coordinate  $[\text{CdBr}_4]^{2-}$  complex and causing an adjustment of the electronic design where  $K_4 > K_3$ . The arrangement consistent ( $K_f$ ) is connected with the standard terminal potential ( $E^\circ$ ) and the standard Gibbs free energy change ( $G^\circ$ ) in the accompanying conditions.):

$$\Delta G^\circ = -RT \ln K_f \quad (2.4)$$

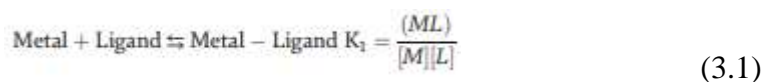
$$\Delta G^\circ = -nFE^\circ \quad (2.5)$$

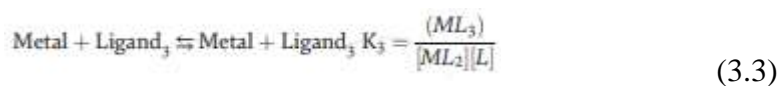
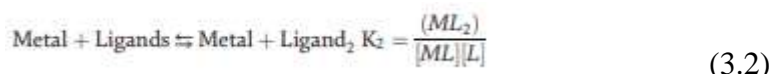
$$\text{hence } RT \ln K_f = nFE^\circ \quad (2.6)$$

Since the development consistent,  $G^\circ$ , is a thermodynamic property, it very well may be utilized as a proportion of stability. Eqs. (2.4)- (2.6) can be deciphered to demonstrate the way that the thermodynamic stability of a complex can be written as far as the adjustment of Gibbs free energy, the development consistent, and the standard terminal potential. Since the item (complex) is in a better balance state when  $G^\circ$  is exceptionally bad, the delivered complex is more steady.

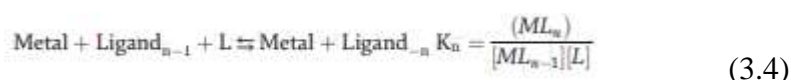
#### 4. STABILITY CONSTANT OF METAL COMPLEXES

The stability, arrangement, or restricting consistent is the kind of harmony steady utilized in the amalgamation of metal complexes in solution. The stability steady gives a speedy proportion of the strength of the communication among ligands and metal particles during complex development in watery solution. As an example of a common representation of equations 3.1–3.4, consider the following:

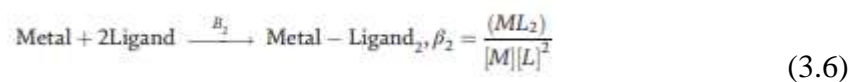
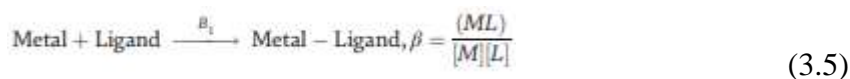





Thus



Harmony constants (or stepwise stability constants) are indicated by the images K1, K2, K3, ..., Kn. The harmony constants for the development of the metal-ligand-n complex can be written with regards to the accompanying advances.:



Thus



In physics, the equilibrium constants are 1, 2, 3, .. n; in other contexts, they are called global stability constants or global formation. If there are n formation constants, then the nth one is the cumulative or total one. The stability of a metal complex can be estimated by its stability steady; a bigger number indicates greater stability. When the 1/k values stand in for different values of the stability constant, we now call this quantity the instability constant. Constants for stepwise and cumulative stability were written as log10K1, log10K2, etc., and log10 n, respectively.

## 5. FACTORS AFFECTING THE STABILITY OF COMPLEXES

The stability consistent impacts various inconspicuous properties, like the focal iota's sort, size, level of oxidation, electronic design, and some more. A portion of these elements are remembered for the rundown beneath.



### 5.1. Nature of central metal ion

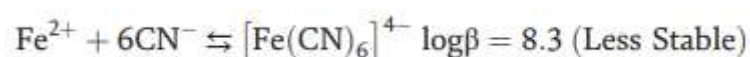
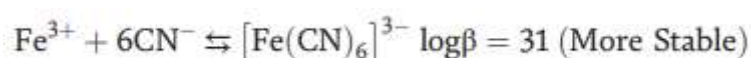
In coordination science, metal complexes are shaped when metal particles respond with ligands. These mixtures have a metal particle at their middle and orchestrate their ligands or complexing specialists around it. Most of these metal particles are comprised of components in the occasional table's center gathering. Coming up next are a few significant highlights of these metal complexes that might be thought about while computing the stability steady:

### 5.2. Ionic size

To shape metal complexes, ligands encompass the metal particles in the mind boggling's middle. The measures of these metal particles decide the number of ligand species will be associated or ordinated (dative covalent) during the bond framing process. Without a doubt, as the spans of these metal particles expanded, the stability of the coordination complex diminished. Zn(II) metal particles act as the focal molecules in these complexes, and their development is more steady than that of Cd(II(0.97Å because )'s of their lower size (0.74Å°).

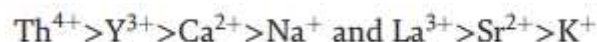
### 5.3. Ionic charge

The stability properties are adjusted by the metal particle's size and by and large charge in the complexes. Almost certainly, their complexes will be steady in the event that the metal particles are tiny and have a huge net charge. In other words, their proportion will change contingent upon the charge/sweep. This is shown by the accompanying answer.:



During the time spent acquiring (delivering a negative charge) or losing (killing) electrons from a molecule or gathering of iotas, a particle is framed with an electric charge (ionic charge) (making a positive charge). On account of coordination compounds, we observe that the stability of these mixtures is impacted by the all out charge of the metal particles at their focuses; thus, by changing the charge, we can use blunder spread to anticipate the stability of the compound for different constants. As a rule, a compound is more steady when its middle metal particle is profoundly charged and generally little in size.:

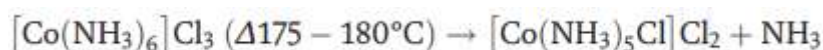




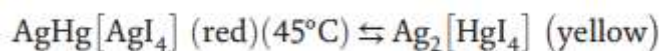
More stable coordination compounds can be formed from lower and highly charged ratios when the most stable coordination bonds are utilized..

#### 5.4. Temperature and pressure

It's possible that ligands that are heat sensitive will evaporate at higher temperatures. One example is the dehydration brought on by hydrates and ammonia.:

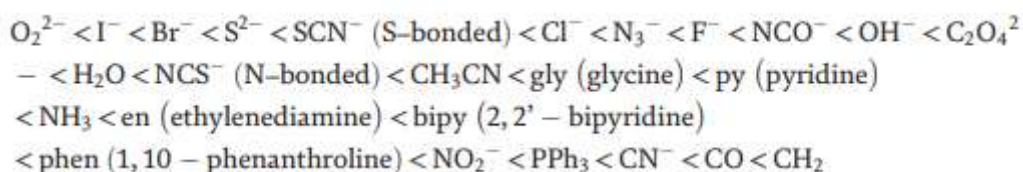


To show how some coordination compounds can transform from one form to another, consider the following equation.:



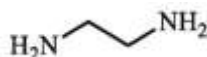
#### 5.5. Ligand nature

For instance, the iron-cyanide coordination complex Prussian blue and the iron-containing blood protein hemoglobin are the two complexes framed when a particle or little atom joins to a metal ion or a biomolecule. Spectrochemical series are framed in light of the general field qualities of the ligands. The series has been created by superimposing several sequences discovered through spectroscopic research because it is impossible to produce the full set by researching complexes with a single metal ion. The common ligands are listed in increasing ligand field strength order as follows:



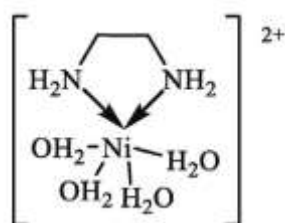
## 5.6. Chelating effect

When compared to monodentate or multidentate ligands that are not chelating, chelating ligands are more effective at increasing the affinity of a metal ion, which is known as the chelate effect. Chelating agents like ethylenediamine (Figure 1) are relatively simple.

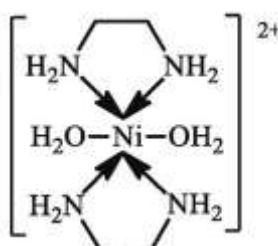


**Figure: 1. Structure of ethylenediamine**

Ethylenediamine establishes two connections with metal ions or the central atom because of its bidentate character. Water with the metal ion Ni(II) create a complex, however because it is monodentate, it's anything but a chelating ligand (Figures 2 and 3).

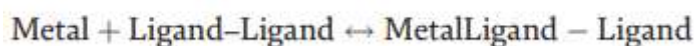


**Figure: 2. structure of the ethylenediamine ligand's chelating configuration.**

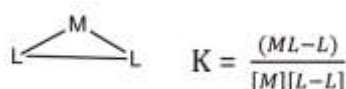


**Figure: 3. Chelate with three ethylenediamine ligands in its structure**

The dentate miscreant ties the metal particle or center iota to the ligand, and as the quantity of dentate expanded, the strength of the bond expanded too. The most common way of framing metal complexes with the guide of these chelating ligands is called chelation, and the subsequent activity is known as the chelating impact.:



Or



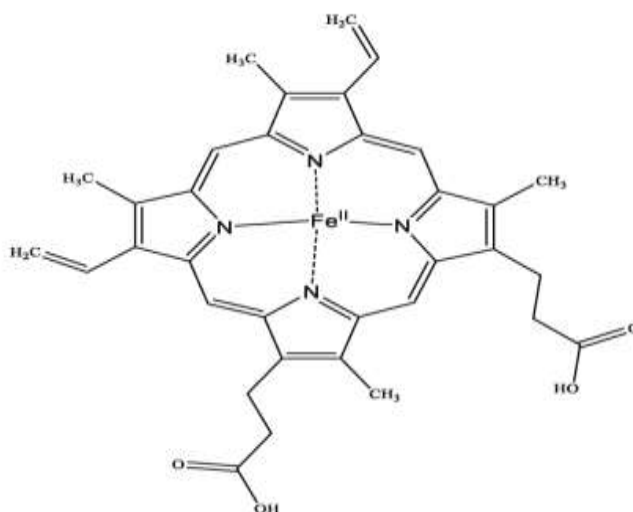
### 5.7. An Impact on Macrocycles

Similar to how chelates have an effect, macrocyclic compounds can have one as well. That they rely on the same underlying principle is the implication. In any case, proof from the macrocyclic impact recommends that the ligand is distorting in a cyclic design. Macrocyclic ligands are more contaminated than chelating compounds. These molecules, on the other hand, are more stable since their contraction is regulated cyclically. Body entropy is required for metal ion interaction. Heme-B, a tetradentate cyclic ligand, is used to form a metal complex with Fe<sup>2+</sup> particles in organic frameworks (Figure 4).

**Table: 1. Metal ion vs. log βMY values.**

Metal ion	log βMY (25°C, I = 0.1 M)
Ca <sup>2+</sup>	12.4
Cu <sup>2+</sup>	21.0
Fe <sup>3+</sup>	26.1

To create more stable metal complexes, n-dentate chelating agents are essential, especially when compared to n-unidentate ligands. The metal complexes benefit from the n-dentate macrocyclic ligand's greater stability in comparison to that of open-chain ligands. Changes in entropy (S) and enthalpy (H) are often positive as a result of this adjustment.



**Figure: 4. The biological complex molecule that makes up haemoglobin contains the metal ion Fe(II).**

## 6. DETERMINATION OF STABILITY CONSTANTS OF COMPLEXES IN SOLUTION

Chelating agents come in many forms, and it takes a lot of data to figure out which one is more stable in solution or what the formation constants are for each. Variables and techniques include optical activity, conductance, temperature, distribution coefficients, refractive index, nuclear magnetic resonance volume changes, and refractive index.

### 6.1. Methods based on study of heterogeneous equilibrium

#### 6.1.1. Solubility methods

Solubility products can be used to dissolve both the insoluble salt created when metal ions combine and the more soluble complexes formed when metal ions combine with other ions. The formation constant can be determined by observing the amount by which solubility is increased in the presence of donor atoms.

#### 6.1.2. Distribution method

Metal ions can be found in two immiscible solvents like water and carbon tetrachloride, benzene, etc., and the solubility constant can be determined by observing how the ligands or complex species are distributed in these solutions.

### **6.1.3. Ion exchange method**

In this method, metal ions or ligands are both in the solution and on the exchanger. In the form of a solid polymer, ion exchange resins may store and transport both positive and negative ions. It is impossible to reduce these. Radioactive metal, liquid metal, and resin phase metal ions can all be identified with this technique. This strategy, involving the synthesis of amino acid complexes, can also be used to ascertain the polarizing influence of metal ions on the stability of ligands such as Cu(II) and Zn(II) by the formation of amino acid complexes.).

### **6.1.4. Electrometric techniques**

The stability constant of the solution, which includes free metal and ions at equilibrium, is calculated using the various electrometric techniques described.

### **6.1.5. Potentiometric methods**

The titration process serves as an inspiration or inspiration for this procedure. Potentiometrically, a strong base or acid may follow in a stranded acid-base solution used to titrate. This method works with either protonated or nonprotonated ligands because the concentration of the solution used, 10<sup>-3</sup> M, remains constant throughout the reaction..

### **6.1.6. Polarographic method**

The stability constant leading to the formation of metal complexes can be graphically identified by plotting the absence of chemicals against their presence on a polarograph. During the creation of the complex, metal ions altered the half-wave potential of the solution.

## **6.2. Other methods**

### **6.2.1. Rate method**

Under ideal conditions, one may calculate the equilibrium constant for a complex whose formation and dissolution rates are known to within a small margin of error.

### 6.2.2. Freezing technique

Researching the time required to reach equilibrium in processes involving complex creation at low reaction rates. The tracer method is used to determine the concentrations of the dissociation products of the coordination chemical.

### 6.2.3. Biological method

This method stems from studies investigating the impact of ion equilibrium concentrations on the function of several organs in live organisms. This organ's role in complex systems may determine the equilibrium concentration of the ion of interest.

### 6.2.4. Bjerrum's method

Use this technique to produce metal complexes in succession. If the ligand is protonated and the complex generated contains the greatest number of ligand donate atoms, the complex absorbs a specific wavelength of light, but the composition of the synthesised species is all that is known when determining the stability constant.

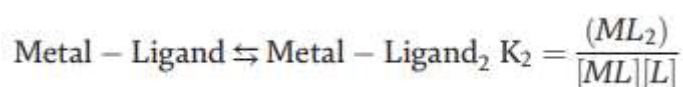
Bjerrum (1941) formed the compound by adding the ligands to the coordination sphere one at a time. In the consequent sequence of events, complex metal-ligand-n develops. The equilibrium constants  $K_1$ ,  $K_2$ ,  $K_3$ ,...,  $K_n$ , etc. are collectively referred to as the stepwise stability constant. How the complex metal-ligand forms can be described using the succeeding steps and equilibrium constants as well.

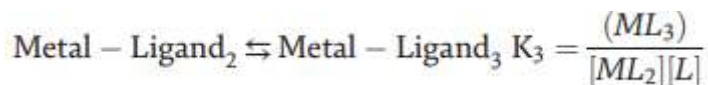
Where:

M= is the primary metal cation.

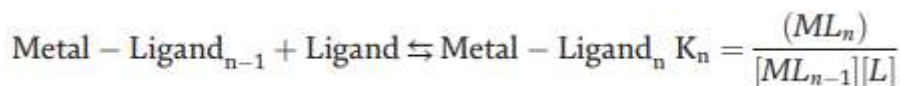
L= ligand with a single dentate.

N= is the metal ion's maximal coordination number for the ligand, M





Thus



## 7. CONCLUSION

In this part, we have checked out at the few factors that influence the thermodynamic stability of coordination atoms and the stability of metal complexes. Furthermore, the stability steady and computation methodology are given. The information gave are indispensable to ascertaining the stability steady of the ligand metal complexes, it is finished up. A few strategies, for example, spectrophotometric examination, Bjerrum's strategy, circulation investigation, particle trade investigation, electrometric procedures, and potentiometric investigation, have made significant commitments to quantitative investigation by rapidly deciding the stability constants of metal complexes in fluid solutions.

## REFERENCES

1. Abdelatty MR. *Potentiometric studies on ternary complexes involving some divalent transition metal ions, gallic acid and biologically abundant aliphatic dicarboxylic acids in aqueous solutions, Beni-Suef University. Journal of Basic and Applied Sciences.* 2015; 4(2):174-182
2. Al-Rashdi AA, Naggar AH, Farghaly OA, Mauof HA, Ekshiba AA. *Potentiometric determination of stability constants of sulphathiazole and glycine-metal complexes. American Journal of Analytical Chemistry.* 2018;9: 99-112
3. Burgot J-L. *Stability of complexes: Some elements concerning the kinetics of their formation. In: Ionic Equilibria in Analytical Chemistry. New York, NY: Springer; 2012. p. 439*
4. Frassinetti C, Alderighi L, Gans P, Sabatini A, Vacca A, Ghelli S. *Determination of protonation constants of some fluorinated polyamines by means of <sup>13</sup>C NMR data processed by the new computer program Hyp-NMR 2000. Protonation sequence in polyamines. Analytical and Bioanalytical Chemistry.* 2003;376(7):1041-1052



5. J.P. Vors, V. Geraband, N. Gabas, J.P. Canselier, N. Jagerovic, M.L. Jimeno, J.Elgnero. *Tetrahedron.*, 59, 555, (2003).
6. Jiaxin Z, Guoyu T, Peng S. *Understanding thermodynamic and kinetic contributions in expanding the stability window of aqueous electrolytes.* 2018;4(12):2872-2882
7. Katharina FP, Maria CB, Riccardo B, Bernard AG. *Influence of pH on the speciation of copper(II) in reactions with the green tea polyphenols, epigallocatechin gallate and gallic acid.* *Journal of Inorganic Chemistry.* 2012; 112:10-16
8. Lorenzo T, Zsolt B, Luca G, Attila F, Adrienn VMB. *Thermodynamic stability, kinetic inertness and relaxometric properties of monoamide derivatives of lanthanide(III) DOTA complexes.* *Dalton Transactions.* 2015;44:5467-5478
9. M.J. Genin, Bilesc, B.J. Keiser, S.M. Poppe, S.M. Swaney, W.G. Tarpley, Y. Yogi, D.L. Romero. *J. Med. Chem.*, 43, 1034, (2000).
10. Mohod SO, Tayade DT. *pH metric study of phenylthiocarbamidophenol with Cu(II), Co(II), Cd(II) and Ni(II) metal ions at 0.1 M ionic strength.* *International Journal of Pharmaceutical Research.* 2017;8(3):25 [21] Irving H, Williams R
11. Pearson RG. *Chemical Hardness: Applications from Molecules to Solids.* Manhattan, New York City: SpringerVCH; 2005. p. 210. ISBN: 978-3-527- 60617-7
12. Renny JS, Tomasevich LL, Tallmadge EH, Collum DB. *Method of continuous variations: Applications of Job plots to the study of molecular associations in organometallic chemistry.* *Angewandte Chemie (International Edition in English).* 2013;52(46):11998
13. Thanuraj. Paulmony, Deivasigamanikodimunthiri, clarenced. Shela, Chapoani, S.Shanmuga Priya. *J.Serb. Chem.Soc.*, 74 (8-9), 927-988, (2009).
14. V.J. Thakare. *Ph.D. Thesis in Chemistry, SGB Amaravati University, Amravati.* (2007)
15. Vishenkova DA, Korotkova EI, Sokolova VA, Ratochvil BK. *Electrochemical determination of some triphenylmethane dyes by means of voltammetry.* *Procedia Chemistry.* 2015; 15:109-114

## Author's Declaration

I as an author of the above research paper/article, hereby, declare that the content of this paper is prepared by me and if any person having copyright issue or patent or anything otherwise related to the content, I shall always be legally responsible for any issue. For the reason of invisibility of my research paper on the website/amendments/updates, I have resubmitted my paper for publication on the same date. If any data or information given by me is not correct I shall always be legally responsible. With my whole responsibility legally and formally I have intimated the publisher (Publisher) that my paper has been checked by my guide (if any) or expert to make it sure that paper is technically right and there is no unaccepted plagiarism and the entire content is genuinely mine. If any issue arise related to Plagiarism / Guide Name / Educational Qualification/Designation/Address of my university/college/institution/ Structure or Formatting/ Resubmission / Submission /Copyright /Patent/Submission for any higher degree or Job/ Primary Data/Secondary Data Issues, I will be solely/entirely responsible for any legal issues. I have been informed that the most of the data from the website is invisible or shuffled or vanished from the database due to some technical fault or hacking and therefore the process of resubmission is there for the scholars/students who finds trouble in getting their paper on the website. At the time of resubmission of my paper I take all the legal and formal responsibilities, If I hide or do not submit the copy of my original documents (Aadhar/Driving License/Any Identity Proof and Address Proof and Photo) in spite of demand from the publisher then my paper may be rejected or removed from the website anytime and may not be consider for verification. I accept the fact that as the content of this paper and the resubmission legal responsibilities and reasons are only mine then the Publisher (Airo International Journal/Airo National Research Journal) is never responsible. I also declare that if publisher finds any complication or error or anything hidden or implemented otherwise, my paper may be removed from the website or the watermark of remark/actuality may be mentioned on my paper. Even if anything is found illegal publisher may also take legal action against me

**Chandra Shekhar Meena**

\*\*\*\*\*