

## STUDY ON FUNDAMENTAL OF BOOLEAN AND A\* ALGEBRAIC RELATION WITH LOGIC GATES AND CIRCUITS

SUNEEL A S D,  
Research Scholar,  
University of Technology, Jaipur

**DECLARATION:** I AS AN AUTHOR OF THIS PAPER / ARTICLE, HEREBY DECLARE THAT THE PAPER SUBMITTED BY ME FOR PUBLICATION IN THE JOURNAL IS COMPLETELY MY OWN GENUINE PAPER. IF ANY ISSUE REGARDING COPYRIGHT/PATENT/ OTHER REAL AUTHOR ARISES, THE PUBLISHER WILL NOT BE LEGALLY RESPONSIBLE. IF ANY OF SUCH MATTERS OCCUR PUBLISHER MAY REMOVE MY CONTENT FROM THE JOURNAL WEBSITE. FOR THE REASON OF CONTENT AMENDMENT/OR ANY TECHNICAL ISSUE WITH NO VISIBILITY ON WEBSITE/UPDATES, I HAVE RESUBMITTED THIS PAPER FOR THE PUBLICATION. FOR ANY PUBLICATION MATTERS OR ANY INFORMATION INTENTIONALLY HIDDEN BY ME OR OTHERWISE, I SHALL BE LEGALLY RESPONSIBLE. (COMPLETE DECLARATION OF THE AUTHOR AT THE LAST PAGE OF THIS PAPER/ARTICLE)

### **Abstract**

*Boolean variable-based math is a piece of math and it will in general be used to portray the control and getting ready of paired data. For a fundamental activity, PCs utilize parallel digits instead of cutting-edge digits. All of the activities is finished by the Essential Logic gates. A logic gate is a major design square of a mechanized circuit that has two data sources and one yield. The connection between the I/p and the o/p relies upon specific logic. Close by Boolean variable-based math comes a variety of regulations that apply to Boolean articulations. These are direct algebraic values that are known to be legitimate. Boolean variable-based math is of exceptional significance in the state-of-the-art PC sciences not similarly as a part of the programming of prohibitive decrees yet furthermore in various different points relating to PC equipment. The switch level model has demonstrated fruitful as a theoretical portrayal of computerized metal oxide semiconductor (MOS) circuits for an assortment of uses this model addresses a circuit regarding its accurate transistor structure however portrays the electrical behavior in an exceptionally glorified manner.*

**Keywords:** Boolean, Algebraic, Logic Gate, and Circuits, etc.

### **1. INTRODUCTION**

In 1854 George Boole introduced an exact treatment of logic and made thus an algebraic system known as significant logic, or Boolean variable based math. Boolean variable based math is a piece of math and it will in general be used to portray the control and getting ready of twofold data. The two-regarded Boolean variable based math has significant application in the arrangement of current figuring structures.

### **2. BOOLEAN ALGEBRA AND LOGIC GATES**

Nowadays, PCs have turned into a fundamental piece of life as they play out various errands and tasks in a serious short scope of time. Potentially the primary elements of the central processor in a PC is to perform logical tasks by utilizing gear like Coordinated Circuits programming propels and electronic circuits. Regardless, how this gear and programming perform such tasks is a peculiar question. To have a prevalent understanding of an especially marvelous issue, we ought to have to look into the term Boolean Logic,

Made by George Boole for a fundamental activity, PCs utilize paired digits instead of

cutting edge digits. All of the tasks is finished by the Essential Logic gates. A logic gate is a central design square of a modernized circuit that has two sources of info and one yield. The connection between the I/p and the o/p relies upon specific logic. These gates are done using electronic switches like semiconductors, diodes. Anyway, all things being equal, central logic gates are created using CMOS innovation, FETS, and MOSFET (Metal Oxide Semiconductor FET). Logic gates are used in microchips, microcontrollers, embedded system applications, and in electronic and electrical endeavor circuits. The fundamental logic gates are sorted into seven: AND, OR, XOR, NAND, NOR, XNOR, and NOT. These logic gates with their logic gate pictures and truth tables are explained underneath.

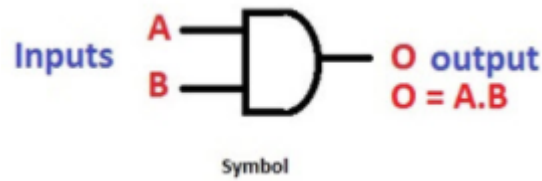
Boolean algebra will be algebra for the control of items that can take on just two qualities, regularly evident and bogus. It isn't unexpected to decipher the advanced worth 0 as bogus and the computerized esteem 1 as evident.

- **Boolean Expression:** Combining the variables and operation yields Boolean expressions.
- **Boolean Function:** A Boolean function ordinarily has one or more input esteems and yields an outcome, in view of this input esteem, in the reach {0, 1}.

A Boolean administrator can be completely depicted using a table that summary information sources, all likely characteristics for these data sources, and the resulting assessments of the activity. A reality table shows the relationship, in plain structure, between the information regards and the outcome of a specific Boolean administrator or capability on the information factors. The AND administrator is generally called a Boolean thing. The Boolean articulation  $xy$  is indistinguishable from the articulation  $x * y$  and is examined "x and y." The way of behaving of this administrator is depicted by reality table showed up in Table 1.

**Table 1 the truth table for AND**

Inputs		Outputs
X	Y	XY
0	0	0
0	1	0
1	0	0
1	1	1



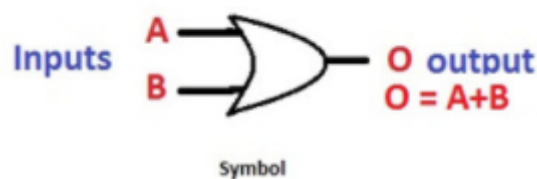
**Figure 1: AND Gate**

The OR operator is frequently alluded to as a Boolean aggregate. The expression  $x+y$  is

perused "x or y". Reality table for OR is appeared in Table 2.

**Table 2 the truth table OR**

Inputs		Outputs
X	Y	X+Y
0	0	0
0	1	1
1	0	1
1	1	1



**Figure 2: OR Gate**

Both  $\bar{x}$  and  $x'$  are perused as "NOT x." The truth table for NOT is appeared in Table 3.

**Table 3 the truth table for NOT**

Inputs	Outputs
x	$\bar{x}$

0	1
1	0

The standard of priority for Boolean operators give NOT first concern, trailed by AND, and at that point OR.

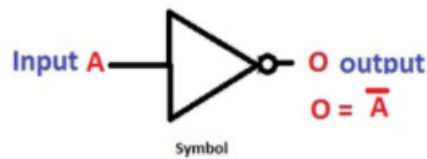


Figure 3: NOT Gate

Table 4 the truth table for  $F(x, y, z) = x + y'z$

Inputs			Outputs		
x	y	z	$\bar{y}$	$\bar{y}z$	$x + \bar{y}z = F$
0	0	0	1	0	0
0	0	1	1	1	1
0	1	0	0	0	0
0	1	1	0	0	0
1	0	0	1	0	1
1	0	1	1	1	1
1	1	0	0	0	1
1	1	1	0	0	1

### 3. LAWS OF BOOLEAN ALGEBRA

Alongside Boolean algebra comes an assortment of laws that apply to Boolean expressions. These are straightforward algebraic equities that are known to be valid

(the vast majority of them are not difficult to demonstrate). We can control other Boolean expressions through progressive use of these laws. Beneath we list the most important of the regular Boolean laws:

$x \cdot \bar{x} = 0$	$x + \bar{x} = 1$	complementarity
$x \cdot 0 = 0$	$x + 1 = 1$	laws of 0's and 1's
$x \cdot 1 = x$	$x + 0 = x$	identities
$x \cdot x = x$	$x + x = x$	idempotent law
$x \cdot y = y \cdot x$	$x + y = y + x$	commutative law
$(xy)z = x(yz)$	$(x + y) + z = x + (y + z)$	associativity
$x(y + z) = xy + xz$	$x + yz = (x + y)(x + z)$	distribution
$xy + x = x$	$(x + y)x = x$	uniting theorem
$\overline{x \cdot y} = \bar{x} + \bar{y}$	$\overline{(x + y)} = \bar{x} \cdot \bar{y}$	DeMorgan's Law

In view of the evenness of Boolean algebra every one of these laws come in two forms (the two segments over), one being known as the double form of the other all things considered, this implies you just need to recollect one

rendition of the law and the other one can be effectively inferred. Given the names for these laws we can return and name each progression of the algebraic disentanglement from our previous model:

$$y = \text{abdominal muscle} + a + c = a(b + 1) + c = a(1) + c \text{ 1's} = a + c \text{ (distribution, identity law of identity)}$$

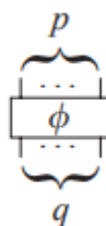
### 3.1 Boolean algebra and its importance for the computer sciences

The Boolean polynomial math is a significant piece of basically all the programming lingo created for the modern electronic PCs, and Boolean factors is a "family word" among all programmers whether they are dealing with little laptops or supercomputers. A Boolean variable has only two characteristics: "substantial" or "not legitimate," and they happen by and large contingent clarifications of the sort, "Expecting condition An is substantial, . . . , else. . . ." Boolean polynomial math is of uncommon significance in the state of the art PC sciences not similarly as a part of the programming of prohibitive declarations yet likewise in various different points relating to PC equipment, and so on, and it is decidedly

conceivably the most essential fields stowed away the improvement of the high level electronic PCs with everything taken into account. For this clarification, this paper is focused on Enrico Clementi considering his various outstanding responsibilities to the PC sciences, to PC plan, and to PC applications to various bits of actual science and science similarly as to quantum science.

### 4. ALGEBRAIC THEORY OF BOOLEAN CIRCUITS

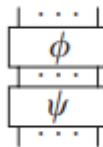
We use diagrams to address specific sorts of guides. On the off chance that p and q are natural numbers  $\emptyset: p \rightarrow q$  stands for a diagram with p inputs and q yields. It is imagined as follows:



Commonly, such a diagram addresses: a guide from  $\{1, \dots, p\}$  to  $\{1, \dots, q\}$  (fundamental case); a guide from  $X^p$  to  $X^q$ , where  $X$  is a given set (traditional case); a  $K$ -direct guide from  $K^p$  to  $K^q$ , where  $K$  is a given field (straight case); a  $K$ -straight guide from  $\otimes^p V$  to  $\otimes^q V$ , where  $V$  is a given vector space over a field  $K$ , and  $\otimes^n V$  stands for the  $n$ -ary tensor item  $V \otimes \dots \otimes V$  (quantum case). The essential case corresponds

to control stream diagrams and the old style instance of information stream diagrams.

Diagrams might be formed in two different ways. For any  $\phi: p \rightarrow q$  and  $\psi: q \rightarrow r$ , we have a diagram  $\psi \circ \phi: p \rightarrow r$ , which corresponds to the standard structure of guides, and which is envisioned as follows:

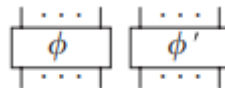


This vertical (or successive) piece is affiliated, and we have a character diagram  $\text{id}_p: p \rightarrow p$  for

every  $p$ , to such an extent that  $\phi \circ \text{id}_p = \text{id}_q \circ \phi$  for any  $\phi: p \rightarrow q$ . This  $\text{id}_p$  is envisioned as follows:



For any  $\phi: p \rightarrow q$  and  $\phi': p' \rightarrow q'$ , we have a diagram  $\phi \parallel \phi': p + p' \rightarrow q + q'$  which is envisioned as follows:



## 5. MINIMIZATION OF P-CIRCUITS USING BOOLEAN RELATIONS

The Boolean polynomial math is a significant piece of basically all the programming languages created for the modern electronic PCs, and Boolean factors is a "family word" among all programmers whether they are dealing with little laptops or supercomputers. A Boolean variable has only two characteristics: "substantial" or "not legitimate," and they happen by and large contingent clarifications of the sort, "Expecting condition  $A_n$  is substantial, . . . , else. . . ." Boolean polynomial math is of uncommon significance in the state of the art PC sciences not similarly as a part of the programming of prohibitive declarations yet likewise in various different points relating to

PC equipment, and so on, and it is decidedly conceivably the most essential fields stowed away the improvement of the high level electronic PCs with everything taken into account. For this clarification, this paper is focused on Enrico Clementi considering his various outstanding responsibilities to the PC sciences, to PC plan, and to PC applications to various bits of actual science and science similarly as to quantum science.  $\bar{x}_i \oplus p$  (i.e.,  $x_i = p$ ), and  $x_i \oplus p$  (i.e.,  $x_i \neq p$ ), where  $p$  is a function characterized over all variables with the exception of the basic variable  $x_i$ .

Let  $f_{x_i=p}$  and  $f_{x_i \neq p}$  be the projections of a function  $f$  onto  $x_i = p$  and  $x_i \neq p$ , and let  $I = f_{x_i=p} \cap f_{x_i \neq p}$  be the focuses common to the two

projections. A function  $f$  can be deteriorated into three Boolean functions joined by a disjunction:  $f = (\bar{x}_i \oplus p) f^- + (x_i \oplus p) f^\neq + f^I$ , where  $f^- \subseteq f_{x_i=p}$ ,  $f^\neq \subseteq f_{x_i \neq p}$  and  $f^I \subseteq I$ . The circuits synthesized according to this design are called P-circuits when the squares  $f^-$ ,  $f^\neq$ , and  $f^I$  are acknowledged by amounts of-items. Shannon deterioration corresponds to the unique situation where  $p = 0$ ,  $f^- = f_{x_i=p}$ ,  $f^\neq = f_{x_i \neq p}$ , and  $F = 0$ . While the cofactoring variable  $X_i$  is picked among the most basic variables, the determination of a suitable  $p$  for a given function is as yet an open and intriguing issue.

### 5.1 Boolean Analysis of MOS Circuits

The switch level model has exhibited productive as a hypothetical depiction of mechanized metal oxide semiconductor (MOS) circuits for a combination of purposes this model tends to a circuit with respect to its exact semiconductor structure anyway depicts the electrical conduct in an especially celebrated way. It imparts semiconductor conductances and center capacitances by discrete strength and size regards tends to center point voltages by discrete states and  $X$  (for invalid or obscure) and makes no undertaking to show exact circuit timing. The switch level model can get countless the significant miracles experienced in MOS circuits, for instance, ratioed complementary and pre charged logic dynamic memory and bidirectional pass semiconductors Dissimilar to projects that undertaking to show circuits at a point by point electrical level ventures reliant upon the switch level model can work at speeds pushing toward those of their accomplices subject to more customary gate level models Instances of purposes that have successfully applied switch level models consolidate logic test systems lack test systems test plan generators and delegate verifiers.

- **Switch Level Algorithm:**

Most ventures that model circuits at the switch level utilize completely surprising calculations than those delivered for logic gate circuits. To oblige the bidirectional thought of the semiconductors they figure the state of a center by applying diagram calculations to follow the relationship between centers shaped by coordinating semiconductors. This departure from custom has a couple of burdens. First huge exertion is frequently expected to change existing strategies for use at the switch level. For example in executing the deficiency test system FMOSSIM we found it very testing to change synchronous generation procedures but the ensuing execution showed certainly supported even notwithstanding the work. Furthermore modified test configuration age for switch level circuits has not yet shown up at the accomplishment achieved for logic gate circuits second despite the way that projects subject to the switch level model have reasonable execution they come up short in regards to those ward on gate level models. Handling center states by applying diagram calculations to the semiconductor data structure requires generally more conspicuous effort than calculating the yield of a logic gate. Finally these calculations don't design well onto the specific explanation processors that have been made to accelerate such errands as logic gate reenactment. Though remarkable explanation processors for switch level entertainment have been arranged and constructed these processors require an extensive proportion of explicit equipment. It is fantastical they will anytime achieve the cost exhibition of processors that help simply gate level appraisal.

### 6. CONCLUSION

Boolean polynomial math is a piece of science and it will in general be used to portray the control and getting ready of paired data. A logic gate is an essential design square of an electronic circuit that has two sources of info

and one yield. The connection between the I/p and the o/p relies upon specific logic. Logic enhancement of cutting edge circuits investigates different recognize of a logic circuit to further develop plan limits a like area, speed, power utilization, and so forward. The switch level model has demonstrated fruitful as a theoretical portrayal of computerized metal oxide semiconductor (MOS) circuits for an assortment of uses this model addresses a circuit regarding its accurate transistor structure however portrays the electrical behavior in an exceptionally glorified manner. A Boolean variable has just two qualities: "valid" or "not valid," and they happen altogether contingent explanations of the kind, "Assuming condition An is valid, . . . , else.. .."

## REFERENCES

1. Erciyes, Kayhan. (2021). Boolean Algebras and Combinational Circuits. 10.1007/978-3-030-61115-6\_9.
2. Elahi, Ata. (2018). Boolean Logics and Logic Gates. 10.1007/978-3-319-66775-1\_2.
3. Stankovic, Radomir & Astola, J.. (2011). From Boolean Logic to Switching Circuits and Automata. 10.1007/978-3-642-11682-7.
4. Löwdin, Per-Olov. (2004). On Boolean algebra and its importance for the computer sciences. International Journal of Quantum Chemistry. 42. 719 - 726. 10.1002/qua.560420412.
5. Manoj, & Agnihotri, Kumar & Kumar, Puneet. (2020). A STUDY ON INTERCONNECTION BETWEEN BOOLEAN ALGEBRA AND BINARY TREE. 10.5281/zenodo.3888446.
6. Ruiz, Antonio & Castillo, E. & Parrilla, Luis & Garcia, Antonio. (2014). Algebraic Circuits. 10.1007/978-3-642-54649-5.
7. He, Bin & Jian, Pengpeng & Xia, Meng & Sun, Chao & Yu, Xinguo. (2018). Extracting Algebraic Relations from Circuit Images Using Topology Breaking Down and Shrinking. 10.1007/978-3-319-92753-4\_10.
8. Bernasconi, Anna & Ciriani, Valentina & Trucco, Gabriella & Villa, Tiziano. (2013). Minimization of P-Circuits Using Boolean Relations. Proceedings -Design, Automation and Test in Europe, DATE. 996-1001. 10.7873/DATE.2013.208.
9. Rafiquzzaman, M.. (2005). Boolean Algebra and Digital Logic Gates. 10.1002/0471733520.ch3.
10. Dhiman, Sahil & Garg, Pushpinder & Sharma, Divya & Chattopadhyay, Chiranjay. (2018). Automatic Synthesis of Boolean Expression and Error Detection from Logic Circuit Sketches. 10.1007/978-981-13-0020-2\_36.
11. Rushdi, Ali & Ahmad, Waleed. (2018). A Comparison of the Methods of Boolean-Equation Solving and Input-Domain Constraining for Handling Type-2 Problems of Digital Circuit Design. Current Journal of Applied Science and Technology. 29. 1-15. 10.9734/CJAST/2018/43728.



### Author's Declaration

I as an author of the above research paper/article, hereby, declare that the content of this paper is prepared by me and if any person having copyright issue or patent or anything otherwise related to the content, I shall always be legally responsible for any issue. For the reason of invisibility of my research paper on the website/amendments /updates, I have resubmitted my paper for publication on the same date. If any data or information given by me is not correct I shall always be legally responsible. With my whole responsibility legally and formally I have intimated the publisher (Publisher) that my paper has been checked by my guide (if any) or expert to make it sure that paper is technically right and there is no unaccepted plagiarism and the entire content is genuinely mine. If any issue arise related to Plagiarism / Guide Name / Educational Qualification/ Designation/Address of my university/college/institution/ Structure or Formatting/ Resubmission / Submission /Copyright / Patent/ Submission for any higher degree or Job/ Primary Data/Secondary Data Issues, I will be solely/entirely responsible for any legal issues. I have been informed that the most of the data from the website is invisible or shuffled or vanished from the data base due to some technical fault or hacking and therefore the process of resubmission is there for the scholars/students who finds trouble in getting their paper on the website. At the time of resubmission of my paper I take all the legal and formal responsibilities, If I hide or do not submit the copy of my original documents (Aadhar/Driving License/Any Identity Proof and Address Proof and Photo) in spite of demand from the publisher then my paper may be rejected or removed from the website anytime and may not be consider for verification. I accept the fact that as the content of this paper and the resubmission legal responsibilities and reasons are only mine then the Publisher (Airo International Journal/Airo National Research Journal) is never responsible. I also declare that if publisher finds any complication or error or anything hidden or implemented otherwise, my paper may be removed from the website or the watermark of remark/actuality may be mentioned on my paper. Even if anything is found illegal publisher may also take legal action against me.

**SUNEEL A S D**

\*\*\*\*\*