

Synthesis, Characterization and Biological Properties of Biological Activities of Various Mixed Ligand Complexes

Jitendra Kumar
Research Scholar,
Dept. of Chemistry, Radha Govind University, Ramgrah, Jharkhand

DECLARATION: I AS AN AUTHOR OF THIS PAPER / ARTICLE, HEREBY DECLARE THAT THE PAPER SUBMITTED BY ME FOR PUBLICATION IN THE JOURNAL IS COMPLETELY MY OWN GENUINE PAPER. IF ANY ISSUE REGARDING COPYRIGHT/PATENT/ OTHER REAL AUTHOR ARISES, THE PUBLISHER WILL NOT BE LEGALLY RESPONSIBLE. IF ANY OF SUCH MATTERS OCCUR PUBLISHER MAY REMOVE MY CONTENT FROM THE JOURNAL WEBSITE. FOR THE REASON OF CONTENT AMENDMENT/OR ANY TECHNICAL ISSUE WITH NO VISIBILITY ON WEBSITE/UPDATES, I HAVE RESUBMITTED THIS PAPER FOR THE PUBLICATION. FOR ANY PUBLICATION MATTERS OR ANY INFORMATION INTENTIONALLY HIDDEN BY ME OR OTHERWISE, I SHALL BE LEGALLY RESPONSIBLE. (COMPLETE DECLARATION OF THE AUTHOR AT THE LAST PAGE OF THIS PAPER/ARTICLE)

Abstract

The focal point of this paper is on many years of examination into the biological activities of different mixed ligand complexes. Mixed ligand complexes are recognized by their outrageous dependability. The focal molecule's synthetic uniqueness is obviously apparent, and characteristics in natural dissolvable extractions can be noticed. Such properties open up new roads for tackling different hypothetical and reasonable issues in logical science; genuine components and energy of scientific responses can be clarified, and the selectivity and responsiveness of scientific techniques can be gotten to the next level. The platinum bunch components are utilized to research the complex arrangement process as well as the properties of mixed complex mixtures with inorganic ligands.

In analytical chemistry, a review of mixed-ligand complexes is provided. Mixed ligand complexes are recognized from conventional complexes by the presence of somewhere around two particular sorts of ligands bound to a similar metal particle. The presence of more than one sort of ligand in a complex raises the chance of variety in the normal properties of the complex. The synthesis and characterization of mixed ligand complexes are canvassed in this paper.

Keywords: *Ligands, Mixed ligands complexes, Biological activities, Synthesis, Transition metal complex.*

1. Introduction

Coordination science, which is connected with the investigation of endlessly mixed poly atomic complexes, has progressed quickly as of late. For the accompanying reasons, logical scientific experts are especially intrigued by the development of mixed ligand complexes. 1. The most widely recognized and reasonable type of essential presence in arrangement is mixed ligand

complexes. 2. Investigations of mixed ligand complex development permit assessment of the properties of the complexes' transitional and last structures, and in this manner understanding of the system and energy of logical responses. 3. Certain basic quirks, most articulated in mixed ligand complexes, as well as actual peculiarities related with the course of mixed ligand complex arrangement, give new open doors to the advancement of particular and delicate strategies for component assurance, detachment, and focus. The measurement of these actual peculiarities empowers the goal of sythesis and steadiness issues in mixed ligand complexes. 4. The cycles of mixed ligand complex arrangement are inseparably connected with one of current insightful science's most troublesome issues: extraction. Accordingly, it's not difficult to see the reason why the quantity of distributions on the exploratory review, hypothetical speculation, and viable utilization of mixed ligand complexes is developing so rapidly.

It is becoming increasingly important to synthesise and characterise mixed ligand complexes. On account of the expanded revenue in this examination region, numerous scientists have become involved. Many papers on the synthesis and characterization of mixed ligand complexes have been distributed lately. The momentum study develops past exploration on the synthesis, characterization, and biological properties of mixed ligand complexes. We portray the synthesis and characterization of six mixed ligand complexes in this paper.

Recent advances in bioinorganic chemistry and medicine have aided the study of transition metal ion coordination chemistry with various types of ligands. Schiff bases play had an extraordinary impact as chelating ligands in principal gathering and transition metal coordination science over the course of the years because of their dependability under different oxidative and reductive circumstances, as well as the way that imine ligands are somewhere in between hard and delicate Lewis bases. The numerous ways in which metal ions are known to activate enzymes demonstrate the importance of mixed ligand complexes in biology.

Transition metal particles assume a significant part in biological cycles in the human body. Coordination intensifies join metal properties with an extensive variety of coordination numbers, calculations, variable oxidation states, and the capacity to tie different natural ligands or mixed ligands trying to accomplish ideal steadiness and biological in vitro movement, where many medications' activities depend on coordination with metal particles or restraint of metallo-compound development. Survey articles on complex metals and their commitments to biological activities have been distributed, and it has been laid out that various anti-microbials contain a metal-restricting site. In some cases transition metal particles are firmly bound, shaping stable coordination associations that serve a significant primary capability and additionally are liable for anti-infection activity. Metal particles are expected for various anti-toxins to work appropriately, and complexes oftentimes have predominant physicochemical properties and are undeniably more powerful than parent drugs. Mixed ligand complexes are recognized from

customary complexes by the presence of something like two unmistakable kinds of ligands bound to a similar metal particle. The presence of more than one kind of ligand in a complex raises the chance of variety in the normal properties of the complex. This provokes specialists' curiosity in the synthesis of mixed ligand complexes with different properties. Many papers on the synthesis and characterization of mixed ligand complexes have been distributed as of late. Many mixed ligands transition metal complexes have been concentrated on utilizing different strategies, and their biological activities, which incorporate antimicrobial, antiviral, anticonvulsant, anticancer, against mycobacterial, antimalarial, cysticidal, herbicidal, and calming movement, have been widely explored.


2. Ligands




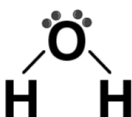
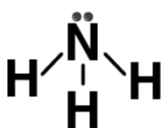
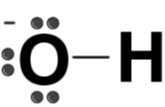


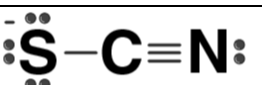
In arrangement, a metal particle cooperates with ligands (like dissolvable atoms or straightforward particles) or chelating gatherings to frame complex particles or coordination compounds. In these complexes, a focal particle or particle, frequently a transition metal, is encircled by a bunch of particles or unbiased particles. Ligands are unbiased particles or particles that structure bonds with a metal iota or particle in the middle. The ligands are Lewis bases (electron pair givers), while the focal particle is a Lewis corrosive (electron pair acceptor). Ligands have no less than one benefactor iota with an electron pair that can shape covalent bonds with the focal particle.

In 1916, Alfred Stock authored the term ligand regarding silicon science, got from the latin word ligare (and that means to tie). Ligands can be anions, cations, or unbiased particles. Ligands are additionally named monodentate, bidentate, tridentate, etc, with the presentation of the idea of teeth (scratch), and in this manner the idea of chomp point, etc. A monodentate ligand has a solitary benefactor particle that frames a bond with the focal metal molecule or particle.

2.1. Monodentate Ligands

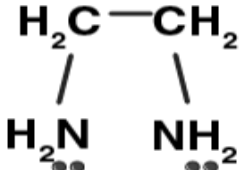
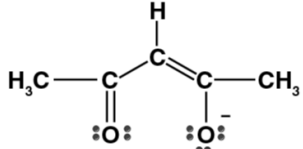
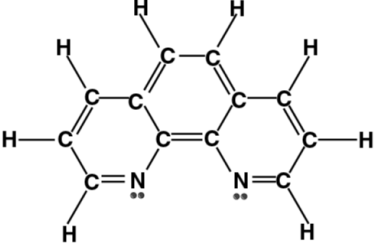
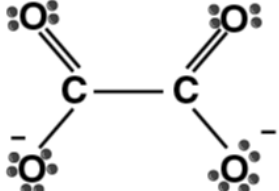
The expression "monodentate" signifies "one tooth," and alludes to the ligand's limiting to the middle by means of just a single particle. Monodentate ligands include chloride particles (referred to as chloro when they are ligands), water (referred to as aqua when they are ligands), hydroxide ions (referred to as hydroxo when they are ligands), and ammonia (referred to as ammine when it is a ligand).

Ligand	Lewis structure	Name
Br^-		Bromide ion

F^-		Fluoride ion
Cl^-		Chloride ion
I^-		Iodide ion
H_2O		Water
NH_3		Ammonia
OH^-		Hydroxide
CO		Carbon monoxide
CN^-		Cyanide ion
SCN^-		Thiocyanate ion

2.2. Bidentate Ligands

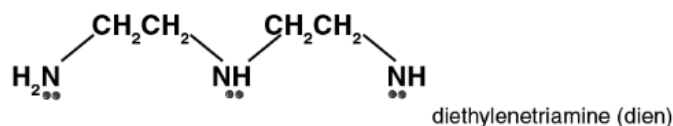
Bidentate ligands have two donor particles and can tie to a focal metal ion or particle at two distinct places. Among the bidentate ligands are ethylenediamine (en) and the oxalate particle (ox). As displayed in the graph underneath, the nitrogen (blue) particles on the edges each have two free electrons that can be utilized to cling to a focal metal molecule or particle.

	Ethylenediamine (en)
	Acetylacetonate ion (acac)
	Phenanthroline (phen)
	Oxalate ion (ox)

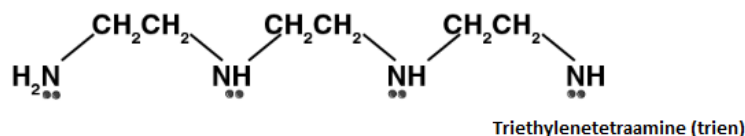
2.3. Polydentate Ligands

Polydentate ligands contrast in the quantity of molecules used to cling to a focal metal ion or particle. EDTA, a hexadentate ligand, is a polydentate ligand with six donor molecules with electron coordinates that can cling to a focal metal particle or particle.

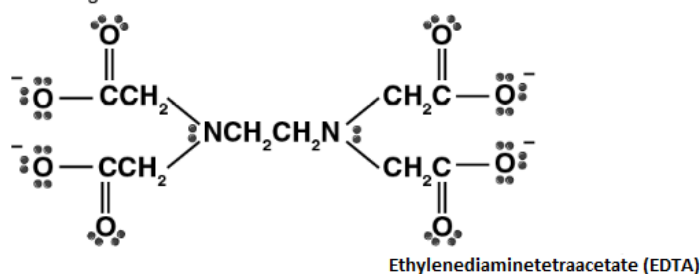
Tridentate Ligand



Tetradentate Ligand



Hexadentate Ligand



2.4. Chelation

Chelation is the development of a ring with a metal particle by a polydentate ligand. The subsequent complex is known as a chelate, and the polydentate ligand is known as a chelating specialist. "The modifier chelate, got from the extraordinary paw or chela (chely-Greek) of the lobster or different shellfish, is recommended for the caliperlike bunches what capability as two partner units and attach to the focal iota to deliver heterocyclic rings," composed Sir Gilbert T. Morgan and H.D.K. Attracted 1920. Chelating ligands, as the name recommends, have a high liking for metal particles when contrasted with ligands with only one restricting gathering (alluded to as monodentate = "single tooth" ligands).

❖ Chelate Effect

Chelating ligands have a higher affinity for central metal ions or atoms than nonchelating monodentate ligands for the same metal, which is explained by the chelate effect.

3. Principal Properties Of Mixed Ligand Complexes

Numerous significant peculiarities in logical science are brought about by the properties of mixed ligand complexes that decide their utilization.

3.1. Enhancement of chemical individuality of similar elements

In mixed ligand complexes, the coordination number of the focal molecule is generally impeccably shown, and consequently the substance distinction of the focal ion is generally strikingly uncovered. The arrangement of mixed ligand complexes has prompted the improvement of new and particular techniques for isolating components with comparative properties, like intriguing earth and transuranium components, platinum group metals, zirconium and hafnium, and others.

The higher coordination quantities of uncommon earth components, as well as the idea of the parting of the 4f level in various ligand-made fields of evenness, favor the improvement of compound uniqueness of components in mixed ligand complexes. Out of an enormous number of uncommon earth components in the mixed ligand Me — I, 10-phenanthroline — dibenzoylmethane complex, just europium and samarium fluoresce when energized by bright radiation of long frequency from a mercury tube at 365 nm, and their fluorescence spectra are basically unique. Since the focal ion in uncommon earth complexes is energized because of energy movement consumed by the natural piece of the particle, legitimate ligand determination in mixed complexes adds to expanded response awareness. The most splendid fluorescence comes from mixed complexes of europium and samarium with - diketones and heterocyclic nitrogen-containing bases (thenoyltrifluoroacetone and collidine), which have been utilized to decide europium(III) oxide and samarium(III) oxide (with responsiveness of 10 and 10-percent, separately) in a combination of the uncommon earth oxides.

3.2. Elimination of interfering side-reactions

Secondary ligands' influence on the central atom's vacant coordination sites, as well as the formation of mixed complexes, can eliminate or significantly impede hydrolysis and polymerization reactions. There are various models where the development of a mixed ligand complex moves the hydrolysis of a component to a more soluble locale. Moreover, in various cases, the shift of the hydrolysis into the basic region can be utilized to recognize the development of a mixed ligand complex.

The active idleness of their aquo-complexes and the strength of their poly atomic mixtures decide the in-arrangement properties of many transition metals. The presence of complexing ligands increments such components' response limit: the idea of the complexing reagent and its fixation decide the scientific response yield, and the complexing reagent might show up in the response final result, which then, at that point, has the idea of a mixed ligand complex.

3.3. Mixed ligands as intermediates in analytical processes

Many moderate types of different substance cycles and dynamic transition states in synergist and oxidation — decrease responses are connected to the development of mixed ligand complexes.

At the point when cobalt(III) is diminished within the sight of a lot of hexacyanoferrate, a halfway mixed electrochemically dynamic $[\text{Co}(\text{NH}_3)_5\text{Fe}(\text{CN})_6]$ complex is framed, as per one hypothesis (iii). Hexaaquochromium(ii) decrease of $(\text{NH}_3)_5\text{CoSCN}$ outcomes in a moderate dynamic binuclear mixed complex.

Mixed complexes are likewise significant in ligand trade and separation processes. The development of mixed ligand complexes in synergist responses is in all probability a significantly more typical peculiarity than recently suspected.

3.4. Synergy with mixed ligand complexes

Natural extraction is expanded in mixed ligand complexes framed by unsaturated chelates and impartial givers (positive collaboration). This peculiarity is as of now being utilized to take care of significant functional issues in component confinement and partition in logical science. Because of the development of a mixed ligand complex, new information on the synergic extraction of scandium 2-thenoyltrifluoroacetate within the sight of tributyl phosphate have as of late been depicted.

4. Synthesis of mixed ligand complexes

The synthesis of mixed ligand complexes occurred in two stages. The ligand 4-(Benzeneazo)salicylaldehyde was ready in the initial step and used to set up the complexes utilizing 2-amino-4-nitrophenol in the subsequent step.

(a) Preparation of 4-(Benzeneazo)salicylaldehyde: 4-(Benzeneazo)salicylaldehyde was synthesised using the method described previously by Liu et al.

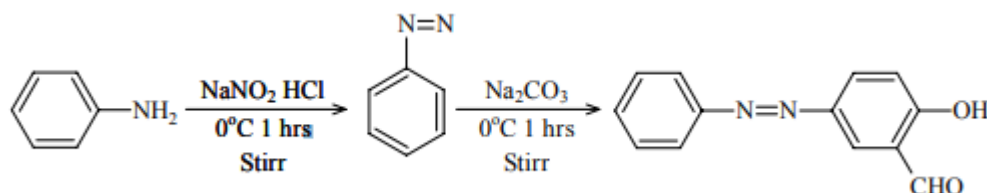


Figure: 1. Preparation of 4-(Benzeneazo)salicylaldehyde

(b) **General procedure for the synthesis of mixed ligand complexes:** Mixed ligand complexes were incorporated utilizing the layout technique. Each transition metal salt (1 mmol) was joined in a hot methanolic arrangement (10 mL) with a hot arrangement (1 mmol) of 2-amino-4-nitrophenol and 4-(benzeneazo)salicylaldehyde (1 mmol). Modest quantities of concentrated HCl were added to the blend. From that point onward, the combination was refluxed for 4 hours. At the point when the response combination was cooled following 4 hours of refluxing, suitable complexes hastened out. They were then separated, methanol washed, and recrystallized from ethanol. The virtue of the complexes was resolved utilizing TLC [solvent framework (9:1) CHCl_3 + MeOH]. The complexes were incorporated with a yield of 60-70 percent. The general plan (Scheme 2) for the synthesis of mixed ligand complexes is displayed beneath.

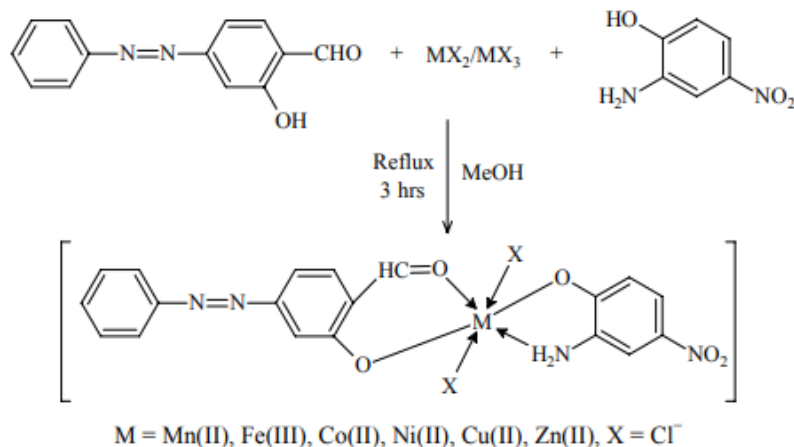


Figure: 2. Synthesis of mixed ligand complexes

5. Conclusion

The analytical chemistry of mixed ligand complexes has been discussed in only a select few aspects to this point. The problem is extremely extensive and intricate, and in the near future, developments on a massive scale are to be anticipated. In both the hypothesis and commonsense utilization of mixed ligand complexes, there are as yet many inquiries that poor person been replied; notwithstanding, as these inquiries are responded to, extra captivating realities with respect to the science of mixed ligand complexes will without a doubt be uncovered.

We present a series of six mixed ligand complexes that were synthesised in methanol by reacting 4-(Benzeneazo)salicylaldehyde with respective metal chlorides. This reaction was carried out in order to produce the complexes. Methods such as molar conductance, magnetic susceptibility, and spectral analysis were utilized in order to characterize the complexes that were synthesised.

6. References

1. Abdolmaleki S, Ghadermazi M, Fattahi A, Shokraii S, Alimoradi M, Shahbazi B, et al. Synthesis, crystallographic and spectroscopic studies, evaluation as antimicrobial and cytotoxic agents of a novel mixed-ligand nickel(II) complex. *J Coord Chem.* 2017; 70:1406-1423.
2. Al Zoubi W., Al-Hamdani A. A. S., Ahmed S. D. and Ko Y. G..2017. A new azo-Schiff base: synthesis, characterization, biological activity and theoretical studies of its complexes, *Appl Organometal Chem.*, e3895, 1-15.
3. Al-Hamdani A. A. S. and Al-Zoubi W., "New metal complexes N3 tridentate ligand: Synthesis, spectral studies and biological activity", *Spectrochimica Acta Part A: Mole. and Biomol*, 137, 75-89, 2015.
4. Al-Hamdani A. A. S., Al-dulyme N. K. G., Ahmed S. D. and Basheer H. M.. 2017. Preparation, spectroscopic, bioactive and theoretical studies of mixed ligand complexes, *Journal of AlNahrain University Vol.20 (3)*, 49-59.
5. Al-Hamdani A. A. S., Alta'yy M. A. M. and Al-dulyme N. K. G., Synthesis, Spectroscopic and Theoretical Studies of Some New Transition Metal Complexes with Mixed ligands Schiff Base and Bipyridyl Ibn Al-Haitham Jour. for Pure & Appl. Sci. Vol. 30 (2) 2017: 69-83.
6. Anitha, K. R. Venugopala Reddy, K. S. Vittala Rao, Fasiulla, A. M. Sridhara and K. S. Shobha, *Der Pharma Chem.*, 3(2), 118 (2011).
7. Cox, Tony. (2004). *Instant notes in inorganic chemistry.* Oxford, UK: Taylor & Francis.
8. E. M. Shwarts, A. A. Bernans and A. F. Ievinsh. *Zh. Neorg. Khim.*, 13, 178 (1968).
9. Ganesh SK, Priyanka LA, Digambar DG, Dnyandeo MJ (2016) Efficient ultrasound synthesis and biology screening of metal complexes of N-(4- methoxybenzylidene) Isonicotinohydrazone. *W J Pharma Research* 5: 1153.
10. Guerra W, Silva-Caldeira PP, Terenzi H, Pereira-Maia EC. Impact of metal coordination on the antibiotic and non-antibiotic activities of tetracyclinebased drugs. *J Coord Chem Rev.* 2016; 327: 188-199.
11. I. P. Alimarin, I. M. Gibalo and A. K. Pigaga. *DokiadyAkad. Nauk SSSR* 186, 1323 (1969).
12. Ikechukwu PE, Ajibade (2015) Synthesis, Characterization and Biological Studies of Metal(II) Complexes of (3E)-3-[(2-{(E)-[1-(2,4- Dihydroxyphenyl) ethylidene]amino}ethyl)imino]-1-phenylbutan-1- one Schiff Base. *Mole* 20: 9788.
13. M. Gibalo, I. P. Alimarin and G. V. Eremina. *DokiadyAkad. Nauk SSSR* 176, 1300 (1967).
14. Md.Anarul Islam, Roksana khatun, M.Monirul Islam and Md.Kudrat-E-Zahan, *Asian Journal of Research in Chemistry*, 7(2):(2014).

15. Md.Kudrat-E-Zahan and Hiroshi Sakiyama, *Asian Journal of Research in Chemistry*, 7(13): 278 (2014).
16. Mihsen H. H., Shareef N. K. 2018. *Synthesis, characterization of mixed- ligand complexes containing 2,2-bipyridine and 3-aminopropyltriethoxysilane, IOP Conf. Series: Journal of Physics: Conf. Series 1032, 1-12.*
17. N. B. Ndosiri, M. O. Agwara, A. G. Paboudam, P. T. Ndifon, D. M. Yufanyi and C. Amah, *Res. J. Pharma., Bio. Chem. Sci.*, 4(1), 386 (2013).
18. Petrucci, Harwood, Herring, Madura. *General Chemistry Principles & Modern Applications. Prentice Hall. New Jersey, 2007*
19. S. Prasad, P. Jyaseelan and R. Rajavel, *Int. J. Chem. Sci.*, 9(4), 1711 (2011).
20. V. P. Zhivopistsev and L. P. Pyatosin. *Zh. Analit. Khim.* 22, 70 (1967).

Author's Declaration

I as an author of the above research paper/article, hereby, declare that the content of this paper is prepared by me and if any person having copyright issue or patent or anything otherwise related to the content, I shall always be legally responsible for any issue. For the reason of invisibility of my research paper on the website/amendments /updates, I have resubmitted my paper for publication on the same date. If any data or information given by me is not correct I shall always be legally responsible. With my whole responsibility legally and formally I have intimated the publisher (Publisher) that my paper has been checked by my guide (if any) or expert to make it sure that paper is technically right and there is no unaccepted plagiarism and the entire content is genuinely mine. If any issue arise related to Plagiarism / Guide Name / Educational Qualification / Designation/Address of my university/college/institution/ Structure or Formatting/ Resubmission / Submission / Copyright / Patent/ Submission for any higher degree or Job/ Primary Data/ Secondary Data Issues, I will be solely/entirely responsible for any legal issues. I have been informed that the most of the data from the website is invisible or shuffled or vanished from the data base due to some technical fault or hacking and therefore the process of resubmission is there for the scholars/students who finds trouble in getting their paper on the website. At the time of resubmission of my paper I take all the legal and formal responsibilities, If I hide or do not submit the copy of my original documents (Aadhar/Driving License/Any Identity Proof and Address Proof and Photo) in spite of demand from the publisher then my paper may be rejected or removed from the website anytime and may not be consider for verification. I accept the fact that as the content of this paper and the resubmission legal responsibilities and reasons are only mine then the Publisher (Airo International Journal/Airo National Research Journal) is never responsible. I also declare that if publisher finds any complication or error or anything hidden or implemented otherwise, my paper may be removed from the website or the watermark of remark/actuality may be mentioned on my paper. Even if anything is found illegal publisher may also take legal action against me.

Jitendra Kumar