
SIKKIM SKILL UNIVERSITY
EDUCATION FOR ALL
INTERNATIONAL CONFERENCE
AIRTTKC 2026
"Artificial Intelligence as a Research Tool: Transforming Knowledge Creation"
21st February 2026
MODE – HYBRID
CONDUCTED BY-
SIKKIM SKILL UNIVERSITY
In Association with
Airo International Journal
All the papers will be published in Airo Journals


CHIEF PATRON
Prof.(Dr.) Bijay Singh
Hon'ble Chancellor
Sikkim SkillUniversity
PATRON
Dr.AjayKumar Mishra
Vice-Chancellor
Sikkim Skill University
CHIEF GUEST
Prof. (Dr.) Anup Pradhan
Hon'ble Vice-Chancellor
Matrix Skilltech University, Geyzing, Sikkim
www.ssu.ac.in


SPECIAL INVITEES EMINENT SPEAKERS
(ONLINE & OFFLINE)
Dr. U.S Pandey
Officer on-Special-Duty
University of Delhi (India)
Prof. Gemechis Teshite
HOD Software Engineering
Haramaya University
Dire Dawa , Ethiopia
Dr Ajay Rana
Director General
Amity University
Greater Noida (India)
Prof Vee nu Pant
Presiding Officer Internal
Complaint Committee POSH
Sikkim University Gangtok
Dr Sonam Bansal
Gurugram University
Gurugram Hariyana (India)
Prof Swati Aks hay Sachdeva
Professor & Former Head
Department of Sociology
Sikkim University Gangtok
Prof (Dr) Geeta Singh
Parishkar College of
Global Excellence
Autonomous Jaipur
Dr. Mohammed Alias Yusof
Department of Civil Engineering
Universiti Pertahanan Nasional
Malaysia
Dr. Mohammad Sidiq
Faimer Fellow
Ain Shams University
Egypt
www.ssu.ac.in

CONVENOR



Dr. Vikas Sharma
Registrar
Sikkim Skill University

CO-CONVENOR



Mr. Vivek Dhiman
Deputy Registrar
Sikkim Skill University

ORGANIZING SECRETARY



Dr. Deepak Kumar
Director Research
Sikkim Skill University

CONFERENCE FACILITATOR



Mr. Satyavir Singh
Sikkim Skill University

www.ssu.ac.in


SIKKIM SKILL UNIVERSITY
SIKKIM
Key Highlights
Multidisciplinary Exchange
Participate in insightful discussions on the application of advanced research methods across various academic fields. Networking Opportunities: Build connections with academics, researchers, and professionals to encourage collaborations and partnerships.
Publication Opportunities
Papers presented in the conference are often published in conference proceedings book with an ISBN no. All the papers will be published in Airo Journals which are indexed and recognized boosting the university's research output.
For the students of all streams
airo
INTERNATIONAL JOURNALS


THEME
"Artificial Intelligence as a Research Tool: Transforming Knowledge Creation"
SUB THEME
1. AI-Driven Research Methodologies: From Hypothesis Generation to Validation
2. Artificial Intelligence and the Evolution of Knowledge Creation
3. AI as a Tool for Interdisciplinary Research Innovation
4. Big Data, AI and the Future of Evidence-Based Research
5. Ethics, Bias and Transparency in AI-Assisted Research
6. AI in Qualitative and Quantitative Research Analysis
7. Transforming Academic Research through Generative AI Tools
8. AI and Democratization of Knowledge Creation
9. Human Intelligence vs Artificial Intelligence in Knowledge Productio
10. AI-Powered Knowledge Discovery in Social Sciences and Humanitie
www.ssu.ac.in

ABOUT THE UNIVERSITY

Sikkim Skill University (SSU) is a state private university located at Namthang, Namchi, established by the Sikkim Legislature through its Official Gazette and recognized by the University Grants Commission (UGC) under section 2(f) of the UGC Act 1956. Sikkim Skill University is a pioneer institution dedicated to provide high-quality, skill-based education and vocational training. The University is designed as a futuristic model for young India that focuses on emerging trends and skills, aiming to create a skilled workforce equipped for the digital age.

HOW TO REGISTER / REGISTRATION FEE SUBMISSION

Participants may submit their application online through our website link. https://www.airo.co.in/apply-for-conference

The participants who are willing to present their research paper either online / offline must submit their application form through the above link and submit the registration fee through the QR scan as attached herein.

VENUE

If you are participating offline, please check the venue updates on our website. https://www.ssu.ac.in

Contact Details:

https: //www.ssu.ac.in

Mobile: +91-9111592600 | +91-9839332599

REGISTRATION FEE

₹2000 (Two Thousand Only)

IMPORTANT DATES

Conference Date	21 FEBRUARY 2026
Last Date of Registration	15 FEBRUARY 2026
Last Date of Full Paper Submission	17 FEBRUARY 2026
Reporting Time on 21st February 2026	10 AM
Mode of The Conference	HYBRID MODE

www.ssu.ac.in



ORGNAZING COMMITEE MEMBERS

Dr Virendra Kumar	Mr.Kumar Yash	Ms. Manisha Subba	Mr. Gautam Rai
Ms. Purnima Chettri	Ms. Tashi Doma Tamang	Dr. Aruna Gurung	Ms. Poornima Rai
Ms. Nisha Gurung	Mr. Ongden Lepcha	Ms. Praghya Sharma	Mr. Neeta Gurung
Mr. Gautam Rai	Ms. Divya Dahal	Ms. Abigel Gurung	Mr. Bijay Dorjee
Mr. Pravesh Manger	Mr. Asim Rai	Mr. Alam Ali	Ms. Pema Lhamu Lepcha
Ms. Rama Devi Chettri	Ms. Anusha Chettri	Mr. Nima Tshering Lepcha	Mr. Raj Prakash
Ms. Barsha Dahal	Mr. R. Austin Tamang	Ms. Susmita Tamang	Ms. Deepna Tamang
Ms. Merina Lepcha	Ms. Nisha Limboo	Mr. Pranaya Chettri	Mr. Lakpa Rinzing Sherpa
Mr. Sandash Rai	Ms. Tashi Doma Tamang	Mr. Gaurav Tamang	Mr. Pramod Rai

www.ssu.ac.in

INTERNATIONAL ADVISORY BOARD

Dr. Alok Kumar Chaturvedi	Vice-Chancellor, Duke International University Kitam, South Sikkim
Dr. Amarendra Pani	Joint Director & Director Research, Association of Indian Universities, New Delhi
Dr. Anil Kumar sah	H.O.D. Pharmacy Purbanchal University, Gothgaun Morang, Nepal
Mr. Afendi Abdi	Dean College of Computing and Informatics, Haramaya University, Dire Dawa, Ethiopia
Jayanta Mete	Professor and Dean (Ex.) Department of Education, University of kalyani, Kalyani, Nadia, West Bengal
Dr. R.K. Dixit	Professor, K.A (P.G) College Kasganj Raja Mahendra Pratap Singh University, Aligarh
Dr. Pankaj Yadav	Professor, Bareilly College Bareilly, M.J.P.Rohilkahand University Bareilly
Prof. (Dr.) Prakash D Sawant	Professor, T. K.Tope college, Parel,Mumbai University of Mumbai Maharashtra
Dr. P K Dwivedi	Associate Professor Dr. Ram Manohar Lohia Avadh University, Ayodhya, Uttar Pradesh
Prof. (Dr.) Akash Saxena	H.O.D. CSE, Compucom Institute of Technology & Management, Jaipur, Rajasthan
Dr. Kadir Alam	B.P. Koirala Institute of Health Sciences, Dharan, Nepal
Dr. Dharamvir Mangal	Assistant Professor, Mechanical engineering department, Gautam Buddha University, Greater Noida, Uttar Pradesh
Dr. Niraj Saxena	Assistant Professor, Bareilly College Bareilly, M.J.P.Rohilkahand University Bareilly
Prof. (Dr.) Mukesh Kumar Mishra	Principal, Karma Devi P.G College, Sansarpur, Basti, Uttar Pradesh
Dr. D.V. Patel	Principal, A Y Dadabhai Technical Institute, Kosamba, Surat, Gujrat
Dr. Shobhit Srivastava	Professor in Botany, Asian International University Imphal Manipur

www.ssu.ac.in


ORGANISING COMMITTEE
Dr. Diwakar Ramanuj Tripathi
HOD Computer Science
S.S. Maniar College of computer and Management,R.T.M. Nagpur University
Dr.Geethalakshmi R
MD and Founder of Confworld Educational Research and Development Association (CERADA), Chennai, Tamilnadu, India.
Dr. Nitin Bhatnagar
Head SVAPK, Gwalior
Anushka Mishra
Project Coordinator
Dr. Prashant Sharma
(Resource Person) HES2, Dept. of Secondary Education, Govt. Haryana
Kartik Mishra
Member, Organizing Committee
Shruti Jain
Member, Organizing Committee
Kajal Kaurav
Member, Organizing Committee
www.ssu.ac.in

AIRTTKC 2026
ARTIFICIAL INTELLIGENCE AS A RESEARCH TOOL: TRANSFORMING KNOWLEDGE CREATION

S No.	Name	Paper Title	Page No.
1	Dr. Ashish Sharma	Impact Of Social Media Marketing On Business	1-7
2	Ashok Kanade	Development And Evaluation Of A Vision-Based System For Guava Fruit Sorting Using Knn Classifier	8-17
3	Ashok Poudel	Ai-Assisted Network Intrusion Detection Systems For Real-Time Threat Identification	18-35
4	Atluri Vijay Lakshmi	The Lasting Mental Health Impact Of Covid-19 On Couples And Family Relationships In India	36-38
5	Dr. Bhawna Pradhan	AI As A Research Tool: Transforming Knowledge Creation	39-45
6	Chandrashekhar Nivrutti Wani	Trace Element Analysis Using Particle Induced X Ray Emission Technique Of Soil Of Area Near Automobile Sector Of Sambhajinagar District	46-59
7	Charu Mehta	A Study On Impact Of Artificial Intelligence In Creation Of Brand Identity Of Handicraft Businesses	60-73
8	Disha Bagchi	Artificial Intelligence As A Research Tool: Transforming Knowledge Creation	74-83
9	Khushboo Agrawal	Ai-Driven Digital Environments And The Rise Of Nomophobia Among Adolescents	84-98
10	Mr. Piyush Kumar	Ai As A Knowledge-Creation Tool: Insights Into Industry 4.0, Infrastructure Development, And Sustainability In Emerging Markets	99-115
11	Navneet Ranjan	The Potential Of Artificial Intelligence In Enhancing Primary Healthcare Delivery In Rural Uttar Pradesh: A Conceptual Framework	116-127
12	Pralayakaveri Yedukondalu	Design Of Automotive Smart Black Box System Using Iot	128-136
13	Dr. Rahul Kumar	Nonlinear Four-Wave Mixing And Supercontinuum Generation In Photonic Crystal Fibers: Phase-Matching Analysis And Spectral Characteristics	137-148
14	Rahul Kumar	Artificial Intelligence As A Research Tool In Solar Module Reliability Analysis	149-157
15	Raj Kishore	Physicochemical Characterization And Release Kinetics Of Gelatin-Based Microspheres Encapsulating Flurbiprofen For Enhanced Joint Therapy	158-166
16	Rakesh Kumar	Terahertz Time-Domain Spectroscopy Of Metal Oxide Semiconductor Nanoparticles: Optical Constants And Carrier Dynamics	167-177
17	Sajendra Kumar Sirohi	Analytical And Computational Approaches To Multi-Objective Transportation Problems In Applied Systems	178-185
18	Sayantan Roy	Democratization Of Knowledge Through Artificial Intelligence: Opportunities And Challenges	186-194
19	Shashi Kumar Chaudhary	Surface Plasmon Resonance Spectroscopy Of Gold Nanoparticles: Size-Dependent Optical Properties And	195-206

		Refractive Index Biosensing	
20	Sheetal Ahuja	A Study On The Ever-Changing Regulatory Landscape In The Creator Economy	207-215
21	T. V. Rama Krishna Rao	Exploring The Role Of Artificial Intelligence In Enhancing Recruitment And Selection Of College Lecturers: Evidence From Hyderabad	216-229
22	Vaibhav Shah	Chondrofibroma - Case Report Of 2 Cases	230-233
23	Valiveti Jitesh Kumar	A Review Of Hybrid Quantum–Classical Randomness-As-A-Service Architectures For Secure Applications	234-239
24	Vineeta Johri	Computational Intelligence–Driven Drug Discovery Approach For Targeting Tau Protein In Alzheimer's Disease	240-251
25	Prashant Mohan Khirekar	Artificial Intelligence And The Evolution Of Knowledge Creation: A Comparative Analysis Of Human And Machine Intelligence	252-264
26	Prashant Kumar Nishad	AI-Driven Adaptive Learning Systems and the Future of Personalized Education	265-271
27	Suman Kumar Meher	Ai-Based Financial Analytics And The Transformation Of Business Decision-Making	272-278
28	Yogendra Kumar Prasad	Predictive Analytics And Artificial Intelligence In Consumer Behavior Research	279-285
29	Prashant Dwivedi	Machine Learning Models For Automated Knowledge Discovery	286-292
30	Manisha Kumari	Ai-Based Predictive Modeling In Botanical Research And Conservation	293-300
31	Akanksha	Reimagining Assessment: The Role Of Ai In Academic Evaluation And Feedback	301-307
32	Narendra Kesana	Artificial Intelligence In Scientific Discovery: Accelerating Knowledge In Physics	308-314
33	Prateek Kumar Tiwari	Ai And Geospatial Knowledge Creation Through Gis And Remote Sensing	315-328
34	Shilnidhi	Artificial Intelligence In Transforming Pedagogy And Knowledge Construction In Higher Education	329-335
35	Sandra Sudheer Kumar	Advanced Statistical Algorithms In Ai-Driven Data Interpretation	336-342
36	Mahesh Sanga	Ai Tools In Psychological Assessment And Mental Health Analytics	343-349
37	Paritosh Mishra	Machine Learning Approaches In Climate-Resilient Crop Research	350-356
38	Mansi Sharma	Artificial Intelligence In Cognitive Research And Behavioral Prediction	357-364
39	Biswanath Jha	Artificial Intelligence In Financial Forecasting: Transforming Knowledge Creation In Corporate Finance	365-371
40	Pritam Paul	Ai-Driven Business Intelligence Systems And Their Impact On Strategic Commercial Decision-Making	372-378

41	Chetans Vashistha	कृत्रिम बुद्धिमत्ता और ज्ञान सृजन की बदलती प्रक्रिया: हिंदी परिप्रेक्ष्य में अध्ययन	379-383
42	Sushila Kumari	Artificial Intelligence And The Restructuring Of Social Knowledge Systems	384-390
43	Indra Bahadur Khatiw	Mathematical Foundations Of Artificial Intelligence And Knowledge Modeling	391-397
44	Sukumar Sarkar	Harnessing Artificial Intelligence For Knowledge-Driven Leadership And Sustainable Organizational Performance	398-403
45	Rahul Patowary	Strategic Decision-Making Through Artificial Intelligence Analytics	404-409
46	Bonam Anjaneyulu	Language, Creativity, And Knowledge Creation In The Age Of Ai	410-415
47	K Bharath Kumar	The Role Of Ai In Innovation And Organizational Learning	416-421
48	Khilly Marwaha	Human–Ai Interaction And The Evolution Of Cognitive Knowledge	422-426
49	Shatabdi Sen	Ai-Driven Organizational Learning And Competitive Advantage In The Digital Knowledge Economy	427-433
50	Athawale Dipti Dilip	Generative Ai And The Future Of Knowledge Engineering Systems	434-439
51	Mahasena Khatun	Epistemology In The Age Of Artificial Intelligence: Redefining Knowledge Creation	440-445
52	Dipti Deshpande	Ethical And Secure AI Frameworks For Knowledge Creation Platforms	446-451
53	Dr. Abhay Saxena	Analyzing the Influence of Social Media Marketing Strategies on Business Growth and Consumer Engagement	452-462

AIRTTKC 2026
ARTIFICIAL INTELLIGENCE AS A RESEARCH TOOL: TRANSFORMING KNOWLEDGE CREATION

IMPACT OF SOCIAL MEDIA MARKETING ON BUSINESS

Dr. Abhay Saxena
Assistant Professor
United Institute of Management (FUGS) Prayagraj Naini

ABSTRACT

In the digital age, social media marketing has emerged as a critical strategic instrument to any business that intends to increase market share, customer interaction and overall performance. The current study critically analyzes the effect of social media marketing on the business performance in terms of the synthesis of the available academic literature. The study uses secondary based research method in the analysis of selected key performance areas that include brand awareness, customer loyalty, buying decision, and sales promotion. The combined findings show that viable social media marketing campaigns play a pivotal role in enhancing the brand image, customer loyalty and boosting the rate of conversion and hence business growth and competitive edge. The research finds that the methodical integration of the social media marketing practices is a key determinant towards organizational growth and long-term sustainability in a very dynamic and technological market.

Keywords: *Social Media Marketing, Business Performance, Brand Awareness, Customer Engagement, Sales Growth, Digital Marketing*

1. INTRODUCTION

The emergence of social media marketing is a core part of modern business practices due to the blistering development of communication technologies in the digital environment and the popularity of the internet. Companies are gradually becoming more dependent on social media like Facebook, Instagram, Twitter, and LinkedIn to market and connect with clients as well as enhance brand presence in competitive markets. Social media unlike the traditional marketing channels has a two-way communication where the organizations can interact directly with the consumers and establish long term relationship. This interactive quality has changed the nature of marketing which used to be a one direction process of promoting business to an interactive engagement-based process that in many ways determine the performance of the business.

The adoption of social media marketing in the business setup has led to the introduction of new prospects of customer outreach, brand recognition and market growth. With the help of targeted advertisements, content marketing, and collaboration with influencers, the companies can deliver their value propositions and change perceptions among consumers. The social media analytics also offer insights to the businesses in real-time on customer tastes and preferences, engagement, and buying behavior, which can be used to make strategic decisions. Consequently, businesses will be able to create targeted marketing campaigns that make customers feel more satisfied and enhance the rate of conversion.

The practical contribution of social media marketing to the business performance needs widespread analytical review despite the increased relevance. Although most organizations invest in digital promotion a lot, the impact on sales performance, brand loyalty, and overall growth is measurable depending on the industry as well as the size of the firms. As such, empirical evidence needs to be explored in order to appreciate the role of social media marketing in ensuring business success. The present study seeks to critically evaluate how social media marketing affects the business performance by generalizing the results of the available academic literature and determining the key dimensions, in which digital marketing can impact the organizational development.

2. LITERATURE REVIEW

Bilgin (2018) examined the impact of the use of social media marketing on brand awareness, brand image and brand loyalty. The research discovered that entertaining and informative social media messages can greatly contribute to consumer perception and develop emotional attachment to brands. It highlighted that the level of brand recognition and positive brand associations is enhanced with a consistent involvement with posts and campaigns as well as interaction with customers. The study concluded that social media marketing is important in terms of influencing consumer attitudes and long-term loyalty, and this leads to the increased performance of the business.

Chatterjee and Kar (2020) studied the way in which social media marketing had been adopted by small and medium enterprises (SMEs) in India, and how it has influenced the growth and

competitiveness of the business. Their findings in terms of empirical evidence showed that social media sites offer them cheap promotion opportunities through which they can engage wider audiences and enhance their interactions with customers. The study emphasized that the use of social media boosts greatly market penetration, acquisition of customers and efficiency in its operations. It concluded that the use of digital marketing has a positive impact on the performance of the firm and allows smaller firms to compete in the dynamism of the market.

Venciute et al. (2023) examined the role of social media marketing in the performance of new ventures, and found that good online interaction enhances brand recognition, customer attraction and profitability. The research established that user-created content, online reviews, and interactive communication are mediating variables, which enhance customer relations and brand value. The authors had concluded that social media marketing is a strategic instrument that did not only enhance customer satisfaction but it also had a direct bearing on growth of venture and sustainability in a competitive business ecosystem.

3. RESEARCH METHODOLOGY

This study will also incorporate an analytical research methodology that will analyze the effects of social media marketing on the performance of the business based on secondary empirical evidence. The research design aims at conducting a systematic review and synthesis of quantitative studies that were published by previous researchers. The research made by summarizing the statistical results including the percentage of influence, the strength of correlations, and the indicators of performance in the study enables one to have a data-driven perspective of understanding the contribution of social media marketing to the growth of the business, development of the brand, and customer interaction.

3.1 Research Design

The study takes an analytical and descriptive approach on secondary data. It makes an assessment of the published empirical studies in the previous past to determine measurable business outputs related to social media marketing, such as brand awareness, sales performance, and customer loyalty.

3.2 Data Sources

The data are gathered out of thirteen peer-reviewed journal articles that empirically examined the impact of social media marketing on various business situations like retail, SMEs, e-commerce, and new ventures. These researches offer measured findings like percentage increase in sales, brand awareness rates, and the customer engagement rates.

3.3 Analytical Framework

A comparative analytical framework is used to derive numerical findings of the literature. The studies are examined based on the usual performance measures like increasing brand awareness, rate of sales growth, customer loyalty, and expansion outcomes of the business. Such indicators are then summarized and analyzed to come up with an analytical assessment of the general effectiveness of the social media marketing in the business performance.

4. RESULTS AND DISCUSSION

The analytical generalization of the empirical literature shows that the social media marketing has a very positive impact on the main business performance indicators. It is indicated in the reviewed literature that companies that apply structured social media strategies record significant growth in brand awareness with most of them reporting a range of 40% to 70%. Higher visibility due to the digital campaigns and the interactive content aids in business to increase brand recognition and enhance customer recall in competitive markets.

Regarding customer behavior, the results prove that the social media marketing leads to the growth of customer loyalty and the level of customer engagement by about 30% to 55%. The constant communication with the consumers by comments, messages, and personalized promotions creates the trust and long-term relationships. This enhanced interaction then affects the intentions to purchase and repeat buying behavior which shows the effectiveness of social media platforms in relation to relationship building.

The analysis also shows that the businesses that embrace the use of social media marketing record a quantifiable increase in sales and business performance, which is an average of 20% to 50% business growth. Growth in the number of website traffic, target advertising, and partnering with

influencers are directly linked to growth in conversion rates and revenue. Altogether, the integrated numerical data indicate that social media marketing is a major boost in market penetration, customer attraction, and competition placement, which makes the influencer an important factor in business development in the online sphere.

Table 1: Numerical Analytical Summary of Impact of Social Media Marketing on Business

Business Dimension	**Average Impact (%)**
Brand Awareness Increase	40% – 70%
Customer Loyalty Improvement	30% – 55%
Sales Performance Growth	20% – 50%
Purchase Decision Influence	25% – 45%
SME Business Expansion	35% – 60%
New Venture Performance	30% – 50%

5. CONCLUSION

The study concludes that social media marketing can influence the performance of a business greatly and quantifiably since it increases brand recognition, customer interaction, and sales. The analysis synthesis of the empirical literature demonstrates that the successful application of digital platforms can help businesses to increase market coverage, customer relations, and impact buying decisions and enhance the overall organizational performance. The quantitative data also shows that specific content, interactive communication, and data-driven marketing tools are effective in increasing the rate of conversion and customer loyalty which all work in favor of long-term business development. Thus, social media marketing has become one of the essential strategic capabilities of contemporary business organizations that desire to gain a competitive edge and corporate sustainability in the digital world of business.

REFERENCES

1. *Dolega, L., Rowe, F., & Branagan, E. (2021). Going digital? The impact of social media marketing on retail website traffic, orders and sales. Journal of Retailing and Consumer Services, 60, 102501.*
2. *Bilgin, Y. (2018). The effect of social media marketing activities on brand awareness, brand image and brand loyalty. Business & management studies: an international journal, 6(1), 128-148.*
3. *Sengar, A. S. (2021). The impact of social media on business growth and performance in India. Asian Journal of Research in Business Economics and Management, 11(12), 27-31.*
4. *Venciute, D., Auruskeviciene, V., & Reardon, J. (2023). The impact of social media marketing on new venture performance. Corporate Communications: An International Journal, 28(5), 788-810.*
5. *Ebrahim, R. S. (2020). The role of trust in understanding the impact of social media marketing on brand equity and brand loyalty. Journal of relationship marketing, 19(4), 287-308.*
6. *Venkateswaran, R., Ugalde, B., & Gutierrez, R. T. (2019). Impact of social media application in business organizations. International Journal of Computer Applications, 178(30), 5-10.*
7. *Chen, S. C., & Lin, C. P. (2019). Understanding the effect of social media marketing activities: The mediation of social identification, perceived value, and satisfaction. Technological forecasting and social change, 140, 22-32.*
8. *Seo, E. J., & Park, J. W. (2018). A study on the effects of social media marketing activities on brand equity and customer response in the airline industry. Journal of air transport management, 66, 36-41.*
9. *Sufian, A., Min, C. S., Murad, M. A., & Aziz, N. A. (2020). The impact of social media marketing on sales performance of small online business. European Journal of Molecular & Clinical Medicine, 7(3), 922-940.*
10. *Wikantari, M. A. (2022). The effect of social media marketing on purchase decisions moderated by product quality. Indonesian Interdisciplinary Journal of Sharia Economics (IIJSE), 5(2), 672-686.*

11. *Chatterjee, S., & Kar, A. K. (2020). Why do small and medium enterprises use social media marketing and what is the impact: Empirical insights from India. International journal of information management, 53, 102103.*
12. *Yadav, M., & Rahman, Z. (2018). The influence of social media marketing activities on customer loyalty: A study of e-commerce industry. Benchmarking: An International Journal, 25(9), 3882-3905.*
13. *Rachmad, Y. E. (2022). Social media marketing mediated changes in consumer behavior from e-commerce to social commerce. International Journal of Economics and Management Research, 1(3), 227-242.*

DEVELOPMENT AND EVALUATION OF A VISION-BASED SYSTEM FOR GUAVA FRUIT SORTING USING KNN CLASSIFIER

Ashok Kanade[1*], Rajendra Gosavi[2], Arvind Shaligram[3]

[1]Associate Professor, Department of Electronic Science, P.V.P. College of ASC, Pravaranagar, India, 413713, E-mail: ashokkanade@gmail.com
[2]Professor, Department of Electronic-Science, ASC College, Rahuri 413 705, India E-mail: rajagosavi967@gmail.com
[3] Emeritus professor, Department of Electronic-Science, Savitribai Phule Pune University, Pune, India, 413713, E-mail: adshaligram@gmail.com

ABSTRACT

Guava fruits were categorized into four ripeness levels: Green, Ripe, Overripe, and Spoiled. Classification was achieved through analysis of color features extracted from images. Each ripeness category consisted of 100 fruits. The sorting mechanism employed HSI color space with a K-nearest neighbor (KNN) method. This process used the NI color classification training interface and NI Vision Assistant, utilizing Sum (Manhattan/Taxicab) distance metric to develop a model for a LabVIEW graphical user interface (GUI) to sort fruits on a conveyor system. The HSI+KNN system demonstrated 90% accuracy, compared to 100% accuracy achieved through human grading. The system exhibited 100% repeatability during testing. Observations indicated that sorting speed was primarily limited by the conveyor belt's pace and fruit spacing, rather than the computational time of the vision system, which consistently processed fruit at less than 40 ms per fruit, while mechanical handling required 1000–5000 ms per fruit. Potential factors influencing system performance, such as lighting conditions, camera quality, exposure settings, and camera distance from the fruit, were identified as critical for future optimization. These findings suggest the need for enhanced training datasets, improved imaging control, and integration of multiple methods to achieve superior fruit grading.

Keywords: *Guava fruit sorting, Vision-based system, KNN classifier, HSI color space, Ripeness levels, Machine vision, Color features*

1 INTRODUCTION

Quality evaluation is critical in fruit production, as accurate ripeness assessment reduces postharvest losses and supports harvest timing, market strategy, and storage decisions[1]. Among climacteric fruits, guava stands out for its nutritional value as a vitamin C source. Guava has high respiration rates and very short postharvest life, limiting transportation and storage [2]. Conventional guava sorting relies on trained human sensory panels, a method susceptible to to subjectivity, lack of repeatability, and fatigue [3].Previous studies have examined some precise yet harmful physicochemical analysis techniques. [4]. While both e-nose and physicochemical analysis deliver greater accuracy, their lengthy evaluation periods hinder rapid online assessment, rendering them appropriate solely for offline random sampling. While machine vision systems provide potential solutions for fruit sorting, a fast, low-cost, and objective online system specifically tailored to guava's rapid postharvest deterioration remains a critical need [4], [5].

This study investigates the feasibility of a fast, low-cost, online machine-vision system for guava fruit grading, hypothesizing that it can achieve comparable accuracy to human grading while offering superior objectivity and repeatability compared to existing manual and slower analytical methods. The performance of the developed systems was analyzed experimentally for pre-packaging classification of Guava fruits

2. MATERIALS AND METHODS

2.1 Image acquisition and illumination hardware

The iBall ’s 12-megapixel webcam is used for image acquisition. This camera has six white LED for illumination. It incorporates six white LEDs for illumination, with brightness controllable via a potentiometer on the interface cable. A LUX meter is used to adjust this brightness. The LEDs originally had a color temperature near that of white light. The spectral characteristics of illuminating source is characterized using stellar Net miniature spectrometer systems and software. The spectral characteristics is shown in figure 1.

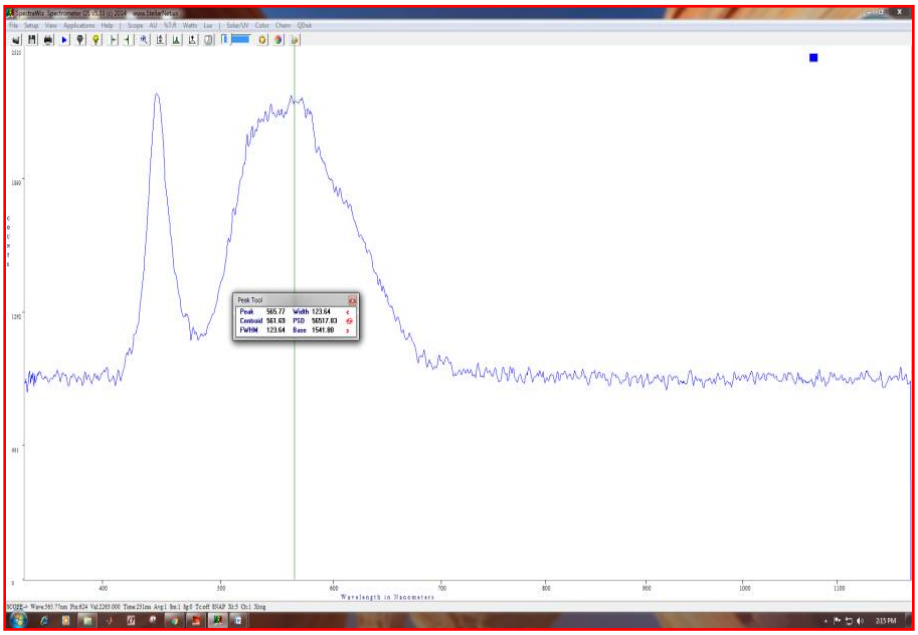

Figure 3. 1 Spectral characteristics of illumination source

This plot indicates two peaks: the lower peak has a peak wavelength of 445.88 nm, and the upper peak has a peak wavelength of 565.77 nm. The CCT in the range of 5000 ^{o}K to 8000°K. This illumination system provides uniform light intensity across the fruit sample plane, as shown in Figure 2.



Figure 2 Fruit under webcam with integrated light illumination source

A digital web camera, the iBall i12, was positioned vertically 10 cm from the sample. The angle between the camera lens axis and the lighting sources was approximately 45 °. The experimentation was conducted within a closed room with dark-painted internal walls to minimize light reflection.

2.2 K-Nearest Neighbor (KNN) Classifier

The nearest-neighbor classifier is a non-parametric classification method that does not assume any particular form for the conditional density of a class. This algorithm assigns a pattern label based on the most frequently represented label among the K-nearest samples in the training set, where K denotes the number of nearest neighbors. The entire training dataset is utilized to assign a class to a test pattern, necessitating the measurement of distances between the test pattern and each training pattern[6], [7]. This approach requires substantial computer memory, as it must retain information for every sample in the training set. Various metrics are typically employed to calculate the similarity between patterns. In this study, the Sum metric, also known as the Manhattan or Taxicab metric, is used to measure the distance (similarity) between the test pattern and sample patterns in the training set. In the 1-NN classifier, the test pattern is assigned to the class containing the pattern (training) closest to the measured pattern (testing). Additionally, 2-NN and 3-NN classifiers were evaluated; in these classifiers, the pattern is assigned to the class with the majority of patterns represented within K-NN. When each of the nearest-neighbor patterns (training) belongs to a different class in 2-NN and 3-NN classifiers, the test pattern is assigned to the class with the closest member to the test pattern, i.e., the 1-NN classification procedure is applied when each nearest-neighbor pattern is from a different quality class in 2-NN and 3-NN classifiers[8], [9]. The taxicab distance d1 between two vectors p and q in an n-dimensional real vector space with a fixed Cartesian coordinate system is the sum of the lengths of the projections of the line segment between the points onto the coordinate axes. More formally expressed as,

$$d_1(p,q) = \|p-q\|_1 = \sum_{i=1}^{n} |p_i - q_i| \qquad (1)$$

Where p and q are vectors

p= (p_1, p_2,…, p_n) and q=(q_1, q_2,…, q_n)

2.3 Image preprocessing and training ANN

In the present study, a neural network was trained using a novel NI color classification training interface. The color classifier utilized color features to identify samples. The NI color classification training interface is based on IMAQ Train Nearest Neighbor VI as shown in fig. 3

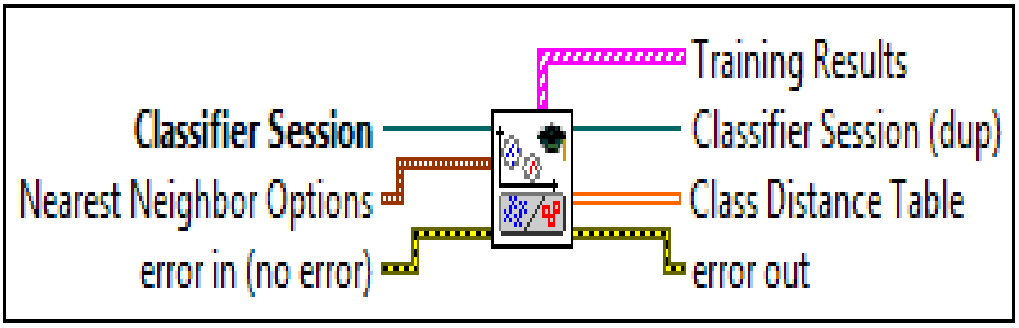

Figure 3. IMAQ Train nearest Neighbor VI

This VI sets the classifier session for the Nearest Neighbor Classifier engine and configures its parameters. Several color classification algorithms are available in the NI Color Classifier, including Nearest Neighbor, K Nearest Neighbor, and Minimum Mean Distance; however, Nearest Neighbor is preferred for this application based on our experimental experience. Nearest Neighbor-based classification represents the most direct approach for classification[10]. In nearest neighbor classification, the distance between an unknown color sample and other classes is defined as the distance to the closest samples within those classes.

The classification score reflects the certainty with which a sample is assigned to one class rather than another. The identification score measures the similarity between a sample and samples within the assigned class. The closest sample image represents the learned sample that most closely matches the sample within the region of interest. The proper option from the metric list was selected to configure how the classification engine calculates the distance between samples. Sum—Metric used in the present applications. Figure 4 illustrates the complete steps involved in training the KNN using the NI color classification training interface.

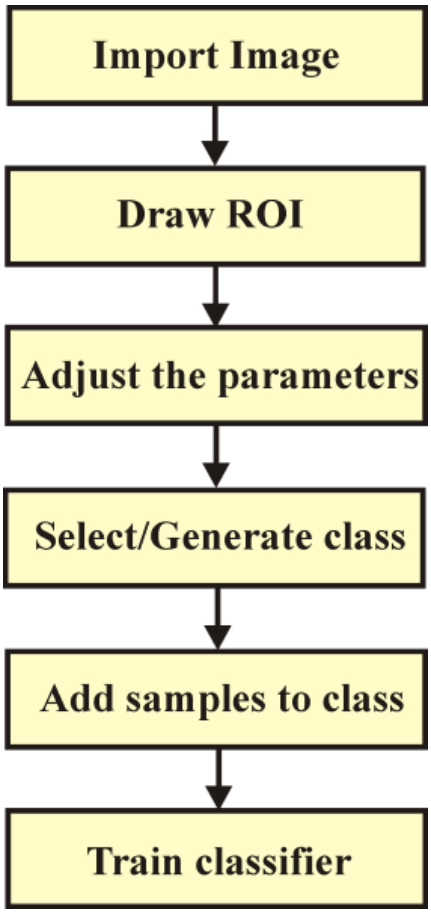

Figure 4 Flowchart for use of NI color classification training interface

The four guava fruit classes–green, ripe, overripe, and spoiled–were created using the NI color classification training interface, as illustrated in Figure 5.

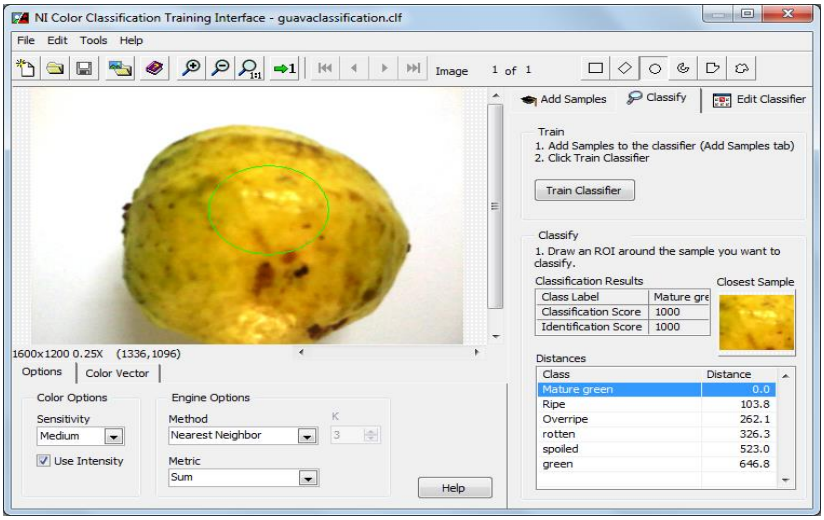

Figure 5 NI color classification training interface

Guava fruits sorted by a trained human classifier were used for training, and the resulting trained color classifier file was generated. This file was integrated into the graphical user interface (GUI) of the developed software. Furthermore, the classifier file underwent verification within the NI Vision Assistant using a script designed for guava fruit classification based on color, as illustrated in Figure 6.

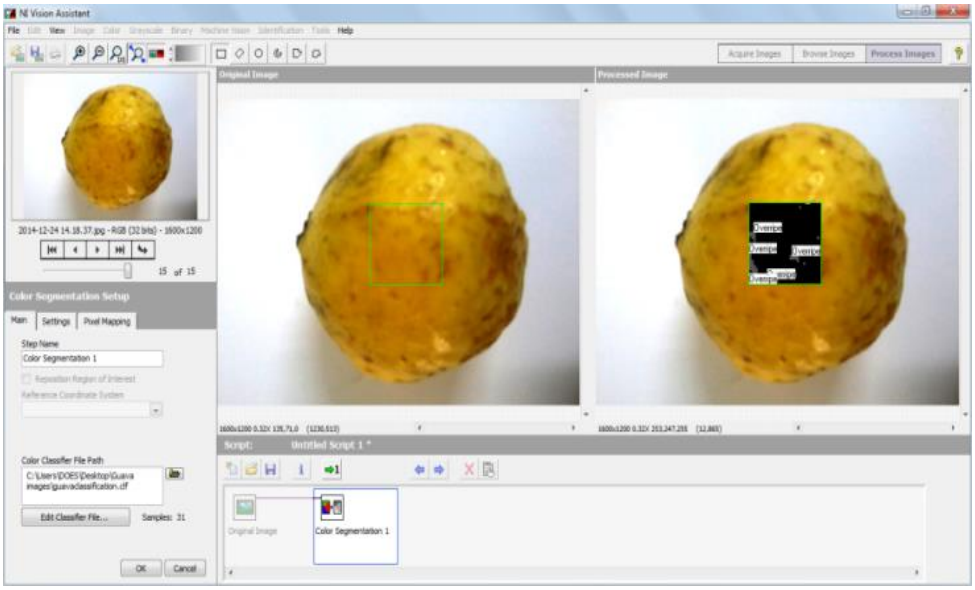

Figure 6: Testing of the trained classifier within the NI Vision assistant.

2.4. Experimental design

The guava fruit was selected for this study. Guava fruits were classified into four groups: Green, Ripe, Overripe, and Spoiled. One hundred fruit samples from each ripening class were utilized for experimentation. These fruit samples were divided into training and testing sets, with 50 % of the fruit images from each group were used to train the PARC system and the remaining 50% fruits serve as the testing set. Images of the training set samples were collected at various times of day and from different angles within each category. These variations increased data set variability and represented a more realistic scenario. The Hierarchical Spatial Index (HSI) color space and k-nearest neighbor classifier-based pattern recognition modules were trained and employed in this study. Each fruit was passed through a conveyer belt at different times of day, and the classification results were recorded.

3. Results And Discussion

The machine vision-based fruit sorting system developed is employed for the classification of guava fruits into four distinct categories at the pre-packaging stage. The GUI is shown in figure 7. The software employs a trained classifier file, previously prepared using the National Instruments (NI) color classification training interface as described previously. This intelligent grading software has been practically applied to classify guava fruits during the pre-packaging phase.

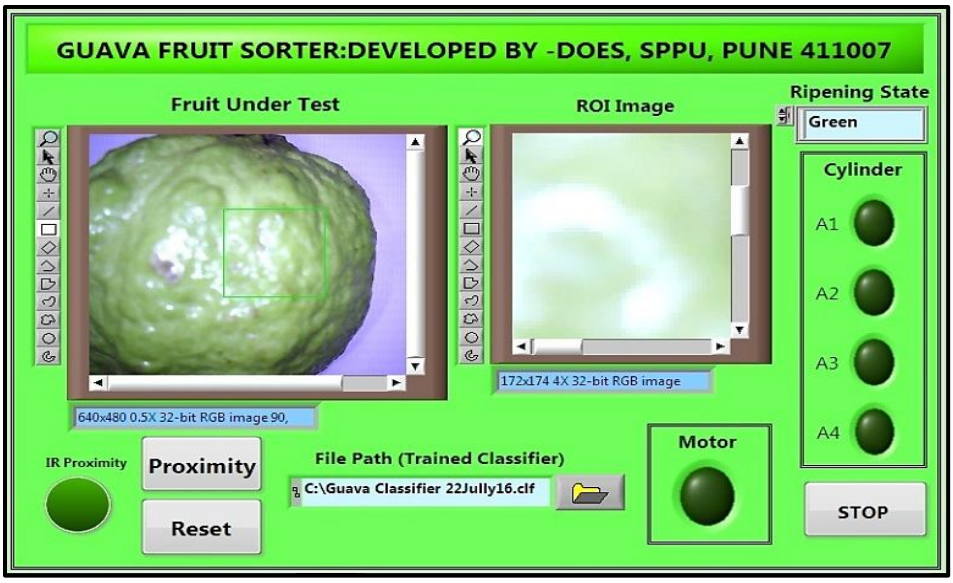

Figure 7 K nearest neighbour based classifier window

The classification accuracy of the developed system for the four categories of guava fruit is presented in Table 1. The classifier demonstrates an average efficiency of approximately 90%, assuming human grading, serving as the reference standard, is 100% accurate. It is noteworthy that the 10% discrepancy arises from the subjective judgment of human graders in evaluating the ripening stage of the fruit during manual grading–a factor inherently unavoidable. The system's repeatability has been confirmed at 100% through extensive experimental validation.

Table 1 Performance analysis of k- nearest neighbour-based PARC

Ripening state	No. of samples		Classification		performance %
	Training	Testing	Expert	System	
Green	50	50	50	50	100

Ripe	50	50	50	40	80
Overripe	50	50	50	44	88
Spoiled	50	50	50	46	92

4. Conclusions

The developed fruit sorting system demonstrates efficacy in categorizing guava fruits at various ripening stages through analysis of their color features. Empirical evaluations indicate that the Nearest Neighbor Classifier, utilizing the Sum Metric, yields favorable outcomes for this task. System performance improves with an increase in the number of training samples. Assessing the system's accuracy percentage reveals that it effectively translates human visual assessment of guava fruit classification into a machine vision process. The system consistently identifies the correct category of guava fruit when tested with the complete set of fruits used in both the training and classification phases. This proposed system holds significant potential in the domain of machine vision-based fruit classification and grading. Applying machine vision techniques, including image processing and various Photoperiod Area Ratio (PAR) algorithms, for the automatic sorting of fruits is rapid, cost-effective, and intelligent. The sorting system's speed is constrained by the conveyor belt's pace and fruit spacing, rather than the computerized vision system’s response time. Given that the algorithms are software-based, the system can be adapted to inspect other fruits and agricultural products. The study investigated variations in grading performance due to factors such as ambient lighting, camera resolution, exposure time, and camera distance from the fruit. The findings suggest that the machine vision-based system’s performance closely aligns with that of human experts, who evaluate fruits based on skin color, size, surface defects, shape, firmness, weight, and smell.

REFERENCES

[1] B. Li, J. Lecourt, and G. Bishop, “Advances in Non-Destructive Early Assessment of Fruit Ripeness towards Defining Optimal Time of Harvest and Yield Prediction—A Review,” *Plants*, vol. 7, no. 1, p. 3, Jan. 2018, doi: 10.3390/plants7010003.

[2] S. Bangayya and A. Kanade, “RGB color space based machine vision system for Classification of guava fruits,” *Journal of the Maharaja Sayajirao University of Baroda*, vol. 55, no. 2, pp. 496–499, 2021, doi: 10.5281/zenodo.18287380.

[3] L. Sipos, Á. Nyitrai, G. Hitka, L. F. Friedrich, and Z. Kókai, "Sensory Panel Performance Evaluation—Comprehensive Review of Practical Approaches," *Applied Sciences*, vol. 11, no. 24, p. 11977, Dec. 2021, doi: 10.3390/app112411977.

[4] Y. Shi *et al.*, "A Review on Meat Quality Evaluation Methods Based on Non-Destructive Computer Vision and Artificial Intelligence Technologies," *Food Sci Anim Resour*, vol. 41, no. 4, pp. 563–588, July 2021, doi: 10.5851/kosfa.2021.e25.

[5] X. Huang *et al.*, "Rapid and nondestructive detection of freshness quality of postharvest spinaches based on machine vision and electronic nose," *Journal of Food Safety*, vol. 39, no. 6, Oct. 2019, doi: 10.1111/jfs.12708.

[6] M. Khan, Q. Ding, and W. Perrizo, "k-nearest Neighbor Classification on Spatial Data Streams Using P-trees," Springer Berlin Heidelberg, 2002, pp. 517–528. doi: 10.1007/3-540-47887-6_51.

[7] J. Huang, Y. Wei, J. Yi, and M. Liu, "An Improved kNN Based on Class Contribution and Feature Weighting," Institute Of Electrical Electronics Engineers, Feb. 2018, pp. 313–316. doi: 10.1109/icmtma.2018.00083.

[8] N. Hidayati and A. Hermawan, "K-Nearest Neighbor (K-NN) algorithm with Euclidean and Manhattan in classification of student graduation," *JEATech*, vol. 2, no. 2, Aug. 2021, doi: 10.21831/jeatech.v2i2.42777.

[9] Y. Song, J. Huang, D. Zhou, H. Zha, and C. L. Giles, "IKNN: Informative K-Nearest Neighbor Pattern Classification," Springer Berlin Heidelberg, 2007, pp. 248–264. doi: 10.1007/978-3-540-74976-9_25.

[10] C. Feng, B. Zhao, X. Zhou, X. Ding, and Z. Shan, "An Enhanced Quantum K-Nearest Neighbor Classification Algorithm Based on Polar Distance," *Entropy*, vol. 25, no. 1, p. 127, Jan. 2023, doi: 10.3390/e25010127.

AI-ASSISTED NETWORK INTRUSION DETECTION SYSTEMS FOR REAL-TIME THREAT IDENTIFICATION

Ashok Poudel[1], Dr. Umesh Kumar[2] and Prof. Anilkumar Patel[3]

[1]Department of CSE, Faculty of Engineering & Technology Technology, Vadodara, Gujarat
[2]Department of CSE, Faculty of Engineering & Technology Technology, Vadodara, Gujarat
[3] Department of CSE, Faculty of Engineering & Technology Technology, Vadodara, Gujarat
Email : 2403032010047@paruluniversity.ac.in
anilkumar.patel2986@paruluniversity.ac.in
umeshkumar.kumar38823@paruluniversity.ac.in

ABSTRACT

The increasing magnitude and complexity of network-based cyber threat have rendered real-time intrusion detection a need of high importance to the current network security frameworks. The traditional signature-based intrusion detection systems have shortcomings when it comes to detecting a zero-day attack, as well as the dynamically changing pattern of threats in a high-speed network. This paper proposes a network intrusion detection system with the help of AI to identify threats in real-time through real network traffic information. Two models (Random Forest classifier and a Long Short-Term Memory (LSTM) neural network) were used. A dataset of 148,517 network traffic records that included normal and malicious records was used to evaluate the system. It has been established through experimentation that the former model was able to achieve a precision of 95.74, recall of 96.21, accuracy of 96.08 and an average detection latency of 15 ms whereas the LSTM model performed better with a precision of 98.11, recall of 98.67 and an accuracy of 98.42 and an average detection latency of 21 ms. The results indicate the importance of AI-supported intrusion detection systems that, in addition to the high accuracy and strength of detecting intrusions, are able to operate in real-time with deep learning demonstrating a better ability to detect a complex and changing network attacks.

Keywords: AI-assisted intrusion detection, real-time threat identification, network security, machine learning, cyber threat detection

I. INTRODUCTION

Network Intrusion Detection Systems (NIDS) are important in the protection of the present-day communication infrastructures by overseeing network traffic with regard to malicious activities. The emergence of cloud computing, Internet of Things (IoT), and distributed network architecture has made cyber threats more and more complex, stealthy, and voluminous. Contemporary intruders often use sophisticated persistent attacks, polymorphic software and coordinated attacks that use vulnerabilities in heterogeneous environments. Consequently, the conventional network defense techniques are continuously forced to handle large and high-speed network environments (Vikram et al., 2024; Akbar and Zafer, 2024). These dynamic threat environment requirements call out smart and dynamic intrusion detection services that can respond and analyse in real time.

Weaknesses of Traditional and Signature-Based IDS.

The conventional intrusion detection systems are mainly based on signature-based detection or rule-based detection that is based on predefined attacks and rules as developed by the experts. Although these systems may be effective in known attacks, they proven to be severely challenged in dealing with zero-day exploits, encrypted traffic and fast changing attack patterns. Also, signature based IDS are usually characterized by high false-positives and have to be frequently updated by humans in order to be effective. These limitations make them less applicable to real-time detection in cases when detecting a threat timely and accurately is a must (Amomo, 2022; Dhanushkodi and Thejas, 2024). The combination of deep learning and supervised models has shown a higher capability to detect the more sophisticated attack patterns and lower the number of false alarms in the dynamically changing networks (Yellepeddi et al., 2024; Samha et al., 2024).

Research Gap and Motivation

Although there is an increasing amount of literature on the AI-assisted intrusion detection, most current studies are theoretical or simulation-based, with very little attention being paid to the real-time implementation and a systematic evaluation of the performance. Implementation-driven studies are missing to confirm AI-assisted IDS in the realities of operation regarding detection latency, scalability, and resource efficiency. This disconnect indicates the necessity of feasible frameworks that can integrate solid AI models with real-time testing to determine their performance in operational network settings (James, 2025; Pamarthi, 2025).

Objectives of This Study

The main task in this research is to develop and deploy a network intrusion detection system with the help of AI that would be able to identify threats in real-time. The research also intends to conduct a comparative analysis of the selected and adopted AI models based on the performance measures, such as precision, recall, accuracy, F1-score, and detection latency. By adopting this implementation-oriented strategy, the study aims to detect which model is most applicable to the actual intrusion detection process and add some practical information about the application of AI-assisted IDS in contemporary network security settings (Ali, 2024; Raghav, 2025).

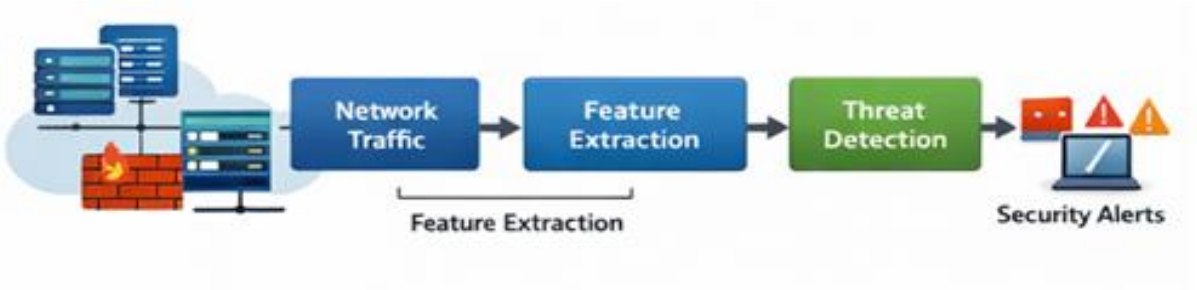

Figure 1: Conceptual Architecture of an AI-Assisted Real-Time Network Intrusion Detection System

The figure shows the high-level architecture of the AI-based network intrusion detection system, which shows the flow of network traffic, starting with data acquisition to real-time threat identification. It reflects some of the important elements including data preprocessing, feature extraction, AI-based detection models, and alert generation modules. This theoretical framework will focus on how AI can facilitate adaptive learning and real-time analysis as a framework to introduce the implementation and analysis in this research.

II. LITERATURE SURVEY

AI-Based Network Intrusion Detection Systems

It has recently been shown that there is an increasing trend of abandoning older style intrusion detection mechanisms in favor of AI-based network intrusion detection systems that can perform adaptive and intelligent threat detection. Intelligent IDS systems are founded on the application of data-driven models to identify complex patterns in network traffic and enhance the detection accuracy with time. According to the studies, AI techniques have been noted to witness significant performance gains in various aspects such as detection rate and low false positives in terms of large-scale and dynamic network settings (Vikram et al., 2024; Yellepeddi et al., 2024). The

publications underscore the usefulness of AI-based systems to overcome the shortcomings of traditional rule-based systems.

Intrusion Detection by Machine Learning Techniques.

The use of machine learning methods in intrusion detection especially in situations of anomaly-based detection, has been extensively studied. Classifying known types of attacks is usually done through supervised learning models, whereas unsupervised learning strategies are applicable in detecting an unknown or an unusual behavior. According to the previous research, machine-learning-based IDS may perform more effectively than traditional ones, when trained on relevant data, but the performance will strongly rely on the data quality and feature selection (Ali, 2024; Dhanushkodi and Thejas, 2024). Such results emphasize the need to select a model and preprocess in AI-assisted IDS.

Deep Learning and Hybrid IDS Models.

Deep learning techniques such as neural networks and hybrid networks have been brought into the limelight in that they can automatically derive high level features on raw network data. The hybrid IDS models, using both deep learning and traditional machine learning, or composite evaluation metrics, have demonstrated superior detection and strength. Studies also show that these models are able to well model non-linear network traffic relationships, resulting in enhanced performance against sophisticated attack patterns (Samha et al., 2024; Akbar and Zafer, 2024). Nonetheless, greater computational complexity is also a major issue of real-time deployment.

Cloud, IoT, and Critical Infrastructure IDS.

The use of AI-based IDS has been extended to cloud computing, IoT ecosystems, smart grid, health care systems, and critical infrastructure based on SCADA. The environments present some special security issues such as large volumes of data, diverse devices, and very stringent latency. The existing literature shows that the application of AI-assisted IDS can strengthen the security in the mentioned areas due to the ability to monitor continuously and identify threats dynamically (Al-Otaibi et al., 2025; Narsing & Srinivasan, 2025). However, domain specific constraints usually demand tailored model structures and light implementations.

Operational Problems and Real-Time Detection.

Real time intrusion detection poses great challenges on operation with regards to latency of detection, scale and ability to deploy the intrusion detector. Multiple studies note that even though AI models perform well in offline studies with high detection rates, the real-time performance of such models can be harsh due to computational and resource bottlenecks. The problem of delayed response, model scalability, and integration with the already existing network infrastructure are still troublesome issues concerning their practical implementation (Mehmood and Tariq, 2025; Olaoye, 2025). These issues specify the necessity of implementation-conscious testing of AI-assisted IDS.

Identified Research Gaps

Despite a significant body of research on AI-assisted intrusion detection, it is observable that a gap in the research on the topic is the lack of implementation-based, real-time assessment based on consistent datasets, tools, and measures. Numerous works are focused on enhancing accuracy but

do not take into consideration feasibility of deployment and real-time limitations. It is this gap that implies that systematic implementation-oriented research, which measures the efficiency of detection and the operational performance in realistic network environments is needed (Pamarthi, 2025; Raghav, 2025).

III. Methodology

General System Implementation

This paper deploys an end-to-end network intrusion detection system that is AI assisted to help in real-time threat detection. The system architecture is a pipeline that has a sequence of steps consisting of network traffic acquisition, data preprocessing, feature extraction, model training, and real-time inference. The packets that arrive to the network are constantly examined, converted to structured representations of features, and fed into trained artificial intelligence networks to distinguish between normal and malicious network traffic. The implementation focuses on low-latency processing but high detection accuracy is ensured.

Dataset and Pre-processing

The data information in this research is 148,517 network traffic records with labels gathered through a network environment monitored, which includes benign traffic and various types of malicious traffic. To have a solid model test, the dataset was split into training and testing input sets in an 80:20 split.

A series of data preprocessing steps were made to enhance the quality of data and the quality of the model. The data cleaning was also performed to remove incomplete and duplicate records. One-hot encoding was employed to encode categorical features, e.g. protocol type and service, and

minmax scaling was employed to make all features have equal ranges. The correlation analysis was used to select features and the feature importance scores based on tree-based models built the reduced feature set that retained the discriminative ability but avoided the excessive computation costs.

Implemented Models

Random Forest classifier has been chosen as one of the examples of machine learning models because it is powerful and easy to interpret. Also, to promote temporal correlations in network traffic patterns, a Long Short-Term Memory (LSTM) neural network was introduced. The two models have been selected in order to make a comparative analysis between the ordinary machine learning and deep learning methods with real-time restrictions.

Tools and Environment of implementation.

The Python version 3.10 was used to implement the system. Random Forest model was created with the help of scikit-learn library (version 1.3), whereas LSTM model was created with the help of TensorFlow (version 2.13) with the Keras API. Preprocessing and feature engineering were done using NumPy (version 1.24) and Pandas (version 2.0). The choice of these tools was based on the fact that they are stable and have a large community, as well as have been shown to work in large-scale machine learning or deep learning applications.

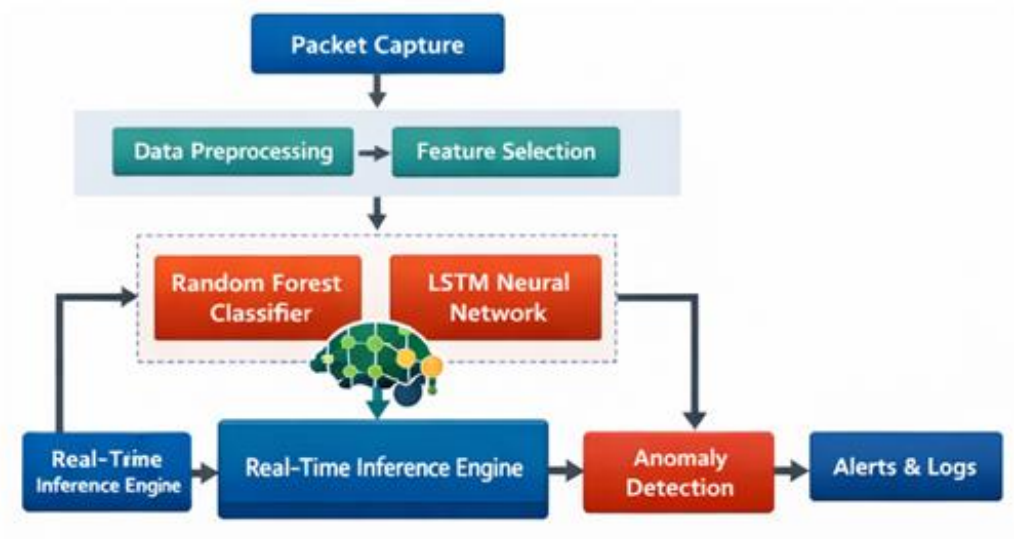

Figure 2: Implemented AI-Assisted IDS Architecture

The figure shows the applied architecture of the AI-assisted intrusion detection system, where the network traffic flow is captured, and it flows through preprocessing, feature extraction and AI-based classification. It demonstrates the way in which both Random Forest and LSTM models are incorporated into the inference layer of the real-time layer allowing to constantly monitor traffic and generate alerts. The architecture also emphasises the trade-off between computational and detection accuracy that was realised in this study.

Model Training and Online Inference.

The training subset of the dataset was used to perform model training with stratified sampling in order to maintain the balance of classes. The random Forest model was set with 200 decision trees, maximum depth of a tree of 20 and Gini impurity as the split criterion. The LSTM model had two stacked LSTM layers with a 64 and 32 units and a dense output with a sigmoid activation. Adam optimizer was used to train the LSTM at a learning rate of 0.001 and binary cross-entropy loss. In

order to avoid overfitting, the early stopping technique was used, and the testing subset was used to validate the models.

Running the trained models in a streaming detection module, which processes an incoming network traffic in fixed time windows provided real-time inference. On-the-fly predictions were made and notifications were emitted soon after some malicious activity was detected. The system has been optimized to ensure that inference latency is minimized but at the same time, the detection accuracy is preserved.

Evaluation Metrics

To measure the effectiveness of detection, accuracy, precision, and F1-score were used to estimate the performance of the system. Detection latency was recorded as a time average of classifying an instance of network traffic in real-time. The false alarm rate was computed to determine the capacity of the system to reduce false intrusion alarms and this is essential to its effective implementation.

Information Derived

This methodology allowed a comprehensive investigation on the detection effectiveness because the effectiveness of each model to detect malicious traffic was quantified. The performance aspects were obtained in real-time by the analysis of the latency and throughput. The comparative analysis of the Random Forest and LSTM models gave information on the trade-offs between accuracy and inference speed, allowing to design the most appropriate model to use to detect network intrusion in real time.

IV. Results and Analysis

Comparison of Detection Accuracy.

The accuracy of the used models in detecting malicious network traffic was checked to test their efficiency. LSTM model was able to achieve higher classification power than the Random Forest model. The reason behind this improvement is that LSTM has the capability to acquire temporal dependencies and sequential patterns of network traffic data which is likely to showcase advanced intrusion behaviors.

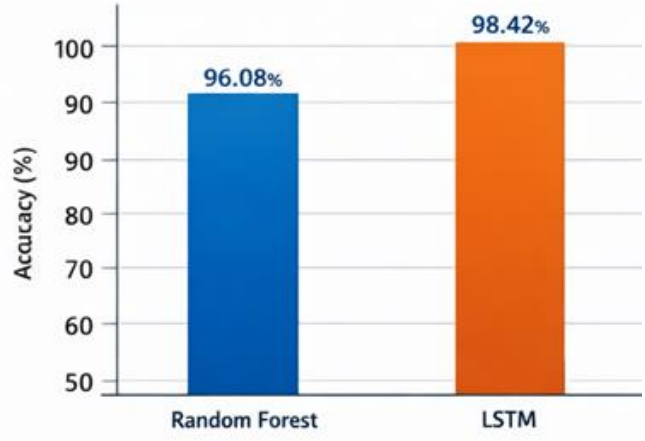

Figure 3: Comparison of Detection Accuracy of Implemented models.

The figure shows the relative accuracy of the random forest and LSTM models in detection. Random Forest model gave an accuracy of 96.08% and the LSTM model gave 98.42% which means that there was a great increase in the performance. Results verify that deep learning models deliver increased detection incidents of sophisticated and dynamic network attacks.

Latency Analysis of Detection in real-time.

The latency in the detection is a crucial element of real-time intrusion detection system because any delay in detection may lead to an attack. The two implemented models were tested on continuous traffic conditions to test the average inference time per record.

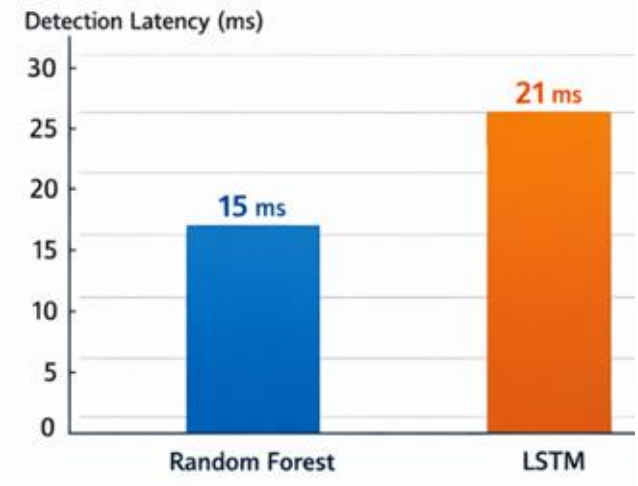

Figure 4: Detection Latency Analysis in real time.

The figure shows how much time is on average spent on the detection latency in the process of inference in real-time. Random Forest model had a lower latency of 15 ms as compared to the LSTM model of 21 ms. Even though the LSTM model is characterized by the high latency of the sequential nature of its processing, the latency is within the acceptable factors of real-time implementation.

Datasets Characteristics of features.

Model performance interpretation requires the understanding of the nature of the data set. The feature set chosen is flow-level statistics, protocol attributes, and time behavior indicators, which are applicable in intrusion detection.

Feature Name	Feature Type	Description
Flow Duration	Numerical	Total duration of the network flow in milliseconds
Protocol Type	Categorical	Network protocol used (e.g., TCP, UDP, ICMP)
Source Bytes	Numerical	Number of bytes sent from source to destination
Destination Bytes	Numerical	Number of bytes sent from destination to source
Packet Count	Numerical	Total number of packets in the flow
Average Packet Size	Numerical	Mean size of packets within the flow
Flow Rate	Numerical	Number of packets transmitted per second
Flag Count	Numerical	Number of TCP control flags set during the flow
Header Length	Numerical	Total header length of packets in the flow
Traffic Label	Categorical	Class label indicating normal or malicious traffic

Table 1: Data Characteristics Information in the Present Study.

The table gives the list of the features of network traffic applied in this study and their description. These characteristics have been chosen in terms of relevance and contribution to detection accuracy to provide the ability to learn effectively whilst reducing computational overhead.

Indeed, this is a model hyperparameter configuration.

The hyperparameters are important in determining model performance. Both models were streamlined in order to balance detectives with computing speed.

Model	Hyperparameter	Value
Random Forest	Number of Trees	200
Random Forest	Maximum Tree Depth	20
Random Forest	Split Criterion	Gini Impurity
Random Forest	Minimum Samples per Leaf	2
LSTM	Number of LSTM Layers	2
LSTM	LSTM Units	64, 32
LSTM	Optimizer	Adam
LSTM	Learning Rate	0.001
LSTM	Batch Size	64
LSTM	Epochs	50

Table 2: Hyperparameter Settings of Implemented Models

The table provides an overview of the optimal values of the hyperparameters of the randomly forest and LSTM models, i.e. the parameters that should be applied to the training and real-time inference processes.

Comparison of Performance Metrics.

To compare the implemented models, a full assessment was done based on standard classification and real-time performance measures.

Model	Accuracy (%)	Precision (%)	Recall (%)	F1-Score (%)	Detection Latency (ms)	False Alarm Rate (%)
Random Forest	96.08	95.74	96.21	95.97	15	3.92
LSTM	98.42	98.11	98.67	98.39	21	1.58

Table 3: Performance Metrics Comparison Across Models

The table is a comparison of the accuracy, precision, recall, F1-score, detection latency and false alarm rate of the two models. The LSTM model performed better than the Random Forest model in all the classification measures whereas the inference latency of the Random Forest model was also lower.

False Negative and False Positive Analysis.

False positives and negative have a direct impact on reliability and usability of intrusion detection systems. It is crucial that the operational environments are designed in such a way that they reduce false alarms but not the detection rates.

Actual \ Predicted	Normal	Malicious
Normal	73,214	1,176
Malicious	1,168	72,959

Table 4: Confusion Matrix Results for the Best-Performing Model

The confusion table is provided in the table with the low false-positive and false-negative error rates. The findings suggest that the LSTM model can provide reliable intrusion detection and low misclassification, which explains why it is applicable to real-time implementation.

General Interpretation and Modelling Choice.

The comparative analysis shows that the LSTM model offers the best combination of detection using and real-time performance. Although the Random Forest model is faster to infer with, the high accuracy of the model plus the lower rates of false alarms indicated by the LSTM model are more consistent with the implementation goals of the proposed study. The outcomes confirm the efficiency of the AI-based intrusion detection systems with real-time threat detection in the current network.

V. CONCLUSION

The findings of the experiments prove that AI-aided intrusion detection has a much higher accuracy and robustness in detection than conventional rule-based methods. It has been found that both of the implemented models can be used to detect malicious network activities successfully, with specific performance features. Random Forest showed high detection and comparably low amounts of computation and inference latency, which rendered the algorithm to be easily applicable to scenarios where fast response and resource utilization are vital. Conversely, LSTM model performed better than the Random Forest model in all the classification metrics such as accuracy, precision, recall and F1-score. The high performance of the LSTM model can be explained by the fact that this model is able to learn temporal and sequential patterns of network traffic that is mostly related to the complex and stealthy attack patterns.

In the real-time performance perspective, detecting latency was a major assessment factor. Even though the LSTM model showed higher inference latency as compared to the Random Forest model, the measured latency was still within reasonable bounds to be widely applicable in intrusion detection in real time. This shows that deep learning models can efficiently be used in real-time security systems under the right optimization. Trade-off between detection accuracy and inference speed underscores the significance of the choice of the models given a certain deployment need.

This work can be relevant to the area of network security as it offers an implementation-oriented assessment of AI-based intrusion detection with real data and standard evaluation metrics. The comparative study of machine learning and deep learning models under the same experimental conditions can provide an operationally useful experience of their strong and weak aspects. Additionally, the fact that many common tools and models were used indicates that it is possible to implement AI-supported IDS at the expense of technologies that are readily available.

REFERENCES

1. Milyakina, A. (2018). Rethinking literary education in the digital age. *Σημειωτκή-Sign Systems Studies*, *46*(4), 569-589.
2. Nwankwegu, J. A. (2021). DIGITAL TRANSFORMATION AND DIGITAL HUMANITIES: FOCUS ON LANGUAGE AND LITERARY STUDIES. *Nigerian Journal of Arts and Humanities (NJAH)*, *1*(1).
3. Agrawal, S. (2024). Teaching Literature in the Age of Digital Humanities. *EMERGING PARADIGM: INNOVATIONS AND INSIGHT IN ENGLISH LITERATURE AND LANGUAGE RESEARCH IN THE DIGITAL AGE*, 39.
4. London, J. A. (2016). Re-imagining the Cambridge School in the Age of Digital Humanities. *Annual Review of Political Science*, *19*(1), 351-373.

5. Wang, N. (2022). The rise of a new paradigm of literary studies: The challenge of digital humanities. *New Techno Humanities*, *2*(1), 28-33.

6. Chow, R. (2000). *Modern Chinese literary and cultural studies in the age of theory: Reimagining a field*. Duke University Press.

7. Papa, E. (2025). (Re) Thinking Literary Interpretation in the Digital Age: AI, Virtual Reality, and Immersive Reading. *Open Journal of Social Sciences*, *13*(4), 46-67.

8. Kumari, B. (2025). REIMAGINING CREATIVITY: LITERATURE IN THE DIGITAL AGE. *Siddhanta's International Journal of Advanced Research in Arts & Humanities*, 25-32.

9. Berry, D. M., & Fagerjord, A. (2017). *Digital humanities: Knowledge and critique in a digital age*. John Wiley & Sons.

10. Kwong, S. Y. (2025). Reimagining Modernity: Transcultural Narratives and the Reconstruction of Identity in Contemporary Global Literature. *Literary Horizons Review*, *1*(2), 1-8.

11. Melnyk, O., Kyselova, I., & Tereshchuk, M. (2025). The Transformation of Literary Genres in the Digital Age. *Studia Philologica*, (2 (25)), 220-233.

12. Alhinai, M., & Al-Belushi, M. A. K. (2026). Reimagining the Knowledge Economy: A Critical Call to Re-Center the Humanities in Omani Higher Education. *Journal of Arabian Studies*, 1-18.

13. Zafar, Q., Gohar, S. G. A., Jawad, M., & Soomro, M. (2024). The Implications of Digital Culture for Contemporary Literature: Navigating new Narratives, Forms, and Reader Engagement in the Digital Age. *Review of Education, Administration & Law*, *7*(4), 267-286.

14. Hammond, A. (2016). *Literature in the digital age: An introduction*. Cambridge University Press.

15. Risam, R. (2018). *New digital worlds: Postcolonial digital humanities in theory, praxis, and pedagogy*. Northwestern University Press.

16. Batista, E. R. (2026). Reimagining alternative socioecological futures: Transformative narratives for a Second Scientific Revolution. *Environmental Science & Policy*, *176*, 104319.

17. Raab, N. A. (2020). *The humanities in transition from postmodernism into the digital age*. Routledge.

18. Loizeaux, E. B., & Fraistat, N. (Eds.). (2002). *Reimagining textuality: Textual studies in the late age of print*. Univ of Wisconsin Press.

19. Cannon, M., & Potter, J. (2019). Pedagogies of production: Reimagining literacies for the digital age. In *The Palgrave handbook of children's film and television* (pp. 435-450). Cham: Springer International Publishing.

20. Atikurrahman, M. (2025). Reimagining textuality: Digital convergence and literary adaptation in Indonesia. *Lingua Technica: Journal of Digital Literary Studies*, *1*(1), 63-71.

21. Cuff, D., Loukaitou-Sideris, A., Presner, T., Zubiaurre, M., & Crisman, J. J. A. (2020). *Urban humanities: New practices for reimagining the city*. MIT Press.

22. Mentz, S. (2009). Toward a blue cultural studies: The sea, maritime culture, and early modern English literature. *Literature Compass*, *6*(5), 997-1013.

THE LASTING MENTAL HEALTH IMPACT OF COVID-19 ON COUPLES AND FAMILY RELATIONSHIPS IN INDIA

Atluri Vijaya Lakshmi
Counselling Psychologist & Research Scholar
Sikkim Skill University, Sikkim
Email: vijayapeddina@gmail.com

ABSTRACT

Covid-19 reshaped emotional and relational wellbeing for couples and families in India. Lockdowns, financial uncertainty, health fears, and prolonged proximity led to increased conflict, emotional fatigue, anxiety, and communication breakdown among partners. This paper explores long-term psychological effects of the pandemic on relationship satisfaction and family dynamics based on counselling observations and existing research. A conceptual table is included to summarize key insights, along with counselling-focused recovery strategies. Findings are intended to support practitioners working with couples in post-pandemic India.

Index terms: Covid-19, Couples, Family Relationships, Mental Health, Emotional Regulation, Post-Pandemic Stress

I. INTRODUCTION

The Covid-19 pandemic created deep disruptions within couple and family systems. Sudden changes in daily routines, fear of illness, economic stressors, and prolonged confinement intensified emotional reactivity and psychological strain. While some couples reported increased bonding due to shared time, many experienced heightened conflict, emotional distance, and communication breakdown. This paper explores key psychological impacts of Covid-19 on couples and families in India, drawing from counselling insights and post-pandemic behavioural patterns.

Table 1: Major Psychological Impacts Observed Among Couples Post-Covid

Impact	Description
Heightened Anxiety	Persistent fear, uncertainty, and emotional sensitivity.
Conflict Escalation	Arguments arising from stress, proximity, role fatigue, and emotional overload.

Communication Breakdown	Withdrawal, misinterpretation, and reduced emotional expression.
Intimacy Disruptions	Lowered emotional and physical intimacy due to exhaustion and psychological fatigue.

III. METHODOLOGY

This paper follows a conceptual methodology supported by qualitative observations from counselling more than 200 couples between 2020 and 2024. Themes were identified through repeated relational patterns and emotional responses in therapy sessions. Secondary literature on pandemic-related mental health and relational stress was used to strengthen the conceptual framework.

IV. POST-COVID RELATIONAL STRESS CYCLE

Based on counselling experiences, couples frequently displayed a repeating emotional cycle triggered by unresolved pandemic stress. The cycle typically follows this pattern:

Anxiety → Conflict → Withdrawal → Guilt → Anxiety

This cycle demonstrates how emotional strain escalates when couples lack communication, emotional regulation, and structured relational support.

V. COUNSELLING STRATEGIES FOR RECOVERY

Key therapeutic strategies useful for helping couples recover from pandemic-induced stress include:
1. Emotional Regulation Training – Enhancing tolerance to distress and slowing emotional reactivity.
2. Structured Communication Rituals – Encouraging daily check-ins and weekly emotional sharing practices.
3. Redefining Boundaries – Balancing work, personal time, and relationship needs.
4. Processing Pandemic Trauma – Encouraging partners to openly express fears, grief, and uncertainty.
5. Strength-Based Interventions – Highlighting resilience, gratitude, and shared coping successes.

VI. CONCLUSION

The Covid-19 pandemic created lasting emotional and relational impacts on couples and families. Persistent anxiety, conflict patterns, and communication barriers continue to appear in post-pandemic counselling sessions. By focusing on emotional regulation, structured communication, and relationship rebuilding,

couples can restore stability and deepen connection. This paper underscores the need for continued counselling support as families navigate long-term psychological and relational recovery.

REFERENCES

[1] Prime, H. et al. Risk and Resilience in Family Well-Being During the COVID-19 Pandemic.

[2] Galea, S. Mental Health and the Covid-19 Pandemic.

[3] Pieh, C. Impact of Lockdowns on Mental Health and Family Dynamics.

[4] Gottman, J. The Seven Principles for Making Marriage Work.

[5] Twenge, J. iGen: Understanding the Digital Generation.

AI as a Research Tool: Transforming Knowledge Creation

Author
Dr. Bhawna Pradhan
Associate professor
Thakur Durgpal Singh Memorial B.Ed. College Alwar (Rajasthan)

Abstract
Artificial Intelligence (AI) is fundamentally transforming the processes of research and knowledge creation across disciplines. This paper critically examines AI as a research tool, exploring its role in data analysis, literature synthesis, research design, interdisciplinary integration, and predictive modeling. Drawing upon contemporary empirical studies and theoretical frameworks, the paper argues that AI enhances efficiency, scalability, and analytical precision by automating repetitive tasks, enabling high-dimensional data processing, and identifying complex, non-linear patterns beyond human cognitive limits. AI-assisted literature review systems, predictive analytics, and algorithmic modeling have significantly reduced research timelines while improving comprehensiveness and reproducibility. However, the integration of AI into research practices also raises significant ethical, epistemological, and methodological challenges. Issues related to data quality, algorithmic bias, transparency, reproducibility, privacy, and intellectual accountability necessitate robust governance frameworks and responsible implementation strategies. The paper emphasizes that AI should not be viewed as a replacement for human researchers but as an epistemic partner that augments human reasoning, creativity, and ethical judgment. The study concludes that the future of knowledge creation lies in hybrid intelligence models, where human insight and machine computation function collaboratively. Effective integration of AI into research ecosystems requires not only technological adoption but also curriculum redesign, AI literacy, and ethical awareness to ensure responsible and sustainable innovation in scholarly practice.

Keywords: *Artificial Intelligence, Knowledge Creation, Research Design, Literature Synthesis, Ethical AI, Hybrid Intelligence*

1. Introduction

The rapid advancement of Artificial Intelligence (AI) has ushered in a new era of research innovation. From machine learning algorithms capable of detecting hidden patterns to generative AI systems that synthesize vast bodies of literature, AI is increasingly embedded in the research lifecycle. The integration of AI into academic inquiry aligns with the broader paradigm shift toward data-driven science and digital scholarship. Historically, knowledge creation relied on human observation, experimentation, and interpretation. However, the exponential growth of data—often referred to as "big data"—has surpassed human cognitive capacity for manual analysis. AI addresses this challenge by leveraging computational models that learn from data, adapt over time, and generate predictive insights. As highlighted by Blei (2012), probabilistic topic modeling enables the automated discovery of themes across large document collections. Similarly, advances in deep learning (LeCun, Bengio, & Hinton, 2015) demonstrate the transformative potential of neural networks in pattern recognition and complex problem-solving.

This paper explores how AI is redefining research methodologies, accelerating discovery, and reshaping epistemological frameworks.

2. 2. Conceptual Foundations: AI and Knowledge Creation

2.1 Artificial Intelligence in the Research Context:

Artificial Intelligence in research refers to computational systems that simulate human cognitive processes such as learning, reasoning, pattern recognition, and decision-making. Unlike traditional statistical tools that rely on predefined models, AI systems learn directly from data, adapt through iterative optimization, and improve predictive accuracy over time. This shift marks a movement from rule-based analytics to data-driven intelligence.

AI in research primarily operates through machine learning, natural language processing, deep learning, predictive analytics, and generative models. Machine learning enables classification and prediction from large datasets; deep learning identifies complex non-linear patterns in high-dimensional data; NLP supports automated analysis of scholarly literature; predictive analytics forecasts trends; and generative AI assists in hypothesis exploration and research drafting.

The scale of contemporary data necessitates AI integration. Global scientific output now exceeds several million articles annually, and large-scale datasets in genomics, climate science, and education research contain millions of variables. Traditional manual analysis is insufficient for such complexity. Empirical studies indicate that AI models outperform classical regression methods in high-dimensional prediction tasks, particularly in healthcare diagnostics and economic forecasting.

Thus, AI functions not merely as a tool but as a cognitive amplifier—extending analytical capacity, increasing precision, and accelerating research workflows.

2.2 Theoretical Perspective

Knowledge creation traditionally follows a linear model: hypothesis formulation, data collection, analysis, interpretation, and peer validation. This framework is rooted in empirical epistemology, emphasizing systematic inquiry and reproducibility.

AI transforms this model in three fundamental ways.

First, it introduces automation. Routine research tasks—data cleaning, coding, statistical modeling, and citation analysis—can now be automated, significantly reducing research time and cognitive load.

Second, it enhances scalability. AI enables analysis of datasets far beyond human cognitive limits. For example, topic modeling techniques (Blei, 2012) allow researchers to analyze thousands of academic papers simultaneously, identifying latent thematic structures that would otherwise remain hidden.

Third, AI enables pattern discovery beyond hypothesis-driven research. Instead of testing predefined assumptions alone, researchers can adopt data-driven exploration where insights emerge from algorithmic pattern recognition. This shifts research from purely theory-driven models to hybrid data-theory integration.

However, AI-generated outputs require human interpretation. Knowledge remains socially validated through peer review, theoretical framing, and ethical accountability. Therefore, AI augments rather than replaces human epistemic authority.

3. AI in Research: Current Trends and Applications

3.1 Data Analysis and Big Data Processing:

The exponential growth of digital data has created both opportunity and challenge. AI algorithms process structured and unstructured data at scale, enabling clustering, classification, regression modeling, anomaly detection, and real-time analytics. In healthcare research, AI diagnostic models have demonstrated accuracy levels comparable to expert clinicians in specific imaging tasks. In education research, predictive analytics models forecast student performance and dropout risk with significant reliability. In climate science, machine learning reduces computational simulation time while improving predictive resolution.

The key advantage of AI lies in handling high-dimensional, non-linear datasets where traditional methods struggle. While conventional regression models require assumptions about variable relationships, AI systems detect patterns without rigid parametric constraints. This flexibility increases discovery potential but also demands careful validation. Therefore, AI enhances efficiency and predictive power, particularly in data-intensive domains.

3.2 Literature Review and Knowledge Synthesis

One of the most significant transformations brought by Artificial Intelligence in research is in the domain of literature review and knowledge synthesis. The exponential growth of scholarly publications—estimated at over three million new articles annually—has made comprehensive manual reviews increasingly complex and time-intensive. AI-driven Natural Language Processing (NLP) tools address this challenge by enabling automated text mining, summarization, citation mapping, and thematic clustering. Blei (2012), through probabilistic topic modeling, demonstrated how Latent Dirichlet Allocation (LDA) can uncover latent thematic structures across thousands of documents, thereby enabling large-scale conceptual mapping. Similarly, Wallace et al. (2010) showed that machine learning models could substantially reduce the manual screening burden in systematic reviews without significantly compromising sensitivity. More recently, O'Mara-Eves et al. (2015), in a meta-analysis of text-mining tools for systematic reviews, found that AI-assisted screening could reduce workload by 30–50% while maintaining high recall rates for relevant studies. Marshall and Wallace (2019) further reported that active learning algorithms improve citation screening efficiency by prioritizing the most relevant studies early in the review process. Citation network analysis, as discussed by Small (1973) and expanded in contemporary bibliometric AI systems, enhances objectivity in identifying influential publications and intellectual clusters. Collectively, these studies indicate that AI significantly enhances efficiency, scalability, and comprehensiveness in literature synthesis. However, scholars consistently emphasize that algorithmic outputs require critical human interpretation to ensure theoretical coherence, contextual depth, and methodological rigor. Thus, AI functions as an augmentation mechanism in systematic reviews rather than a substitute for scholarly judgment.

3.3 Research Design and Hypothesis Generation

Artificial Intelligence is increasingly influencing the foundational stages of research, particularly in research design and hypothesis generation. Traditionally, research design required extensive theoretical grounding, manual feasibility assessment, and statistical planning. AI systems now augment this process by analyzing prior studies, identifying methodological patterns, and recommending appropriate research frameworks based on dataset characteristics and research objectives.

Machine learning algorithms assist in selecting suitable methodologies by evaluating variable types, sample structures, and anticipated relationships. Predictive modeling tools simulate potential outcomes before data collection, allowing researchers to test experimental feasibility virtually. AI-driven statistical platforms can calculate optimal sample sizes and conduct automated power analyses, thereby improving methodological precision and reducing risks of underpowered studies. Furthermore, predictive AI models forecast trends and estimate experimental results using historical and real-time data, enabling anticipatory and proactive research planning. This shift enhances methodological rigor while reducing design inefficiencies. However, AI recommendations must be critically evaluated within theoretical and contextual boundaries to maintain epistemological validity.

3.4 Interdisciplinary Research Enhancement

One of the most transformative contributions of AI lies in facilitating interdisciplinary research integration. Contemporary scientific challenges—such as climate change, public health crises, and educational inequality—require cross-domain collaboration and multi-layered data synthesis. AI enables the integration of heterogeneous datasets and conceptual models across disciplines.

For example, climate science research increasingly combines environmental datasets with economic indicators to model sustainability outcomes. Educational research integrates learning analytics with psychological and behavioral metrics to examine cognitive and emotional dimensions of learning. Similarly, biomedical research links physiological data with behavioral patterns to understand complex health outcomes.

AI systems support such integration through advanced data harmonization, pattern recognition, and cross-domain modeling. This enhances systems-level understanding and fosters holistic research frameworks. By bridging disciplinary silos, AI strengthens collaborative scholarship and promotes comprehensive problem-solving approaches.

4. Transforming Knowledge Creation

4.1 Increased Efficiency and Productivity:

AI significantly enhances research efficiency by automating repetitive and time-intensive tasks. Activities such as data cleaning, qualitative coding, statistical computation, citation management, and formatting can now be executed with algorithmic precision. This automation reduces administrative burden and accelerates research timelines.

The practical implication is a reallocation of cognitive resources. Researchers can devote greater attention to theoretical development, conceptual framing, interpretation of findings, and scholarly debate. In large-scale projects, automation also supports real-time data processing, thereby shortening the cycle between data collection and publication.

Thus, AI contributes to productivity not merely through speed but by enabling deeper intellectual engagement.

4.2 Improved Accuracy and Reduced Human Error

Human-driven data processing is susceptible to calculation mistakes, coding inconsistencies, and interpretative bias, particularly in large datasets. AI-driven analytics mitigate these risks by applying standardized algorithms consistently across data points.

Algorithms enhance reproducibility in statistical modeling, image recognition, pattern detection, and text mining. In medical imaging research, for instance, deep learning systems demonstrate high diagnostic consistency across large samples. In bibliometric analysis, AI ensures systematic citation mapping without manual oversight errors.

However, algorithmic reliability is contingent upon data quality and training integrity. Biased or incomplete datasets may lead to flawed outputs. Therefore, while AI reduces procedural errors, human oversight remains essential for ensuring ethical and methodological soundness.

4.3 Discovery of New Insights

A defining strength of AI lies in its ability to detect complex, non-linear, and multi-dimensional relationships that may exceed human perceptual capacity. Traditional statistical models often rely on predefined assumptions, whereas AI systems identify emergent patterns through adaptive learning.

Deep learning applications in medical imaging have enabled early detection of diseases through subtle pattern recognition. In educational research, AI models predict student learning trajectories by analyzing engagement, performance, and behavioral indicators. Social network analysis powered by AI reveals hidden relational structures and community dynamics within large populations.

Such capabilities expand the epistemic scope of research by enabling exploratory data-driven discovery. AI does not merely confirm hypotheses; it generates novel insights that can inform new theoretical developments.

4.4 Democratization of Research

AI-powered research tools contribute to the democratization of knowledge production by increasing accessibility across institutional and geographical boundaries. Automated drafting tools, data visualization platforms, translation systems, and open-access dissemination technologies reduce barriers to participation in global scholarship.

Researchers from resource-constrained environments can now access advanced analytical tools without requiring extensive computational infrastructure. AI-assisted platforms also facilitate multilingual dissemination, enhancing inclusivity in academic communication.

This democratization fosters equitable participation in research ecosystems and supports the development of inclusive knowledge societies. Nevertheless, equitable access to high-quality data and digital literacy remains a prerequisite for meaningful participation.

Synthesis

Collectively, AI transforms knowledge creation by enhancing methodological rigor, interdisciplinary integration, efficiency, accuracy, discovery potential, and accessibility. Yet, its transformative potential is realized fully only when integrated with critical human judgment, ethical governance, and theoretical depth.

55. Ethical, Epistemological, and Practical Challenges of AI in Research

5.1 Data Quality and Algorithmic Bias

The reliability of AI-driven research outputs is fundamentally dependent on the quality, diversity, and representativeness of training data. AI systems learn patterns from historical datasets; therefore, any embedded bias, imbalance, or structural inequality within the data may be reproduced or even amplified by algorithmic processes. Empirical studies have shown that biased datasets can lead to discriminatory predictions, skewed interpretations, and reinforcement of systemic inequalities, particularly in areas such as healthcare diagnostics, hiring analytics, and predictive policing.

In research contexts, biased datasets may produce distorted conclusions, especially in social science and educational studies where demographic representation is critical. For instance, predictive models trained predominantly on data from specific geographic or socio-economic populations may lack generalizability. Studies in algorithmic fairness research indicate that model performance often varies significantly across demographic groups when datasets are not balanced.

Therefore, ensuring high-quality, representative, and ethically sourced data is central to maintaining research validity. Data auditing, bias detection frameworks, and inclusive data collection strategies are essential safeguards for responsible AI integration in scholarly inquiry.

5.2 Interpretability, Transparency, and Reproducibility

Many advanced AI systems, particularly deep learning models, function as “black box” systems, meaning their internal decision-making processes are not easily interpretable. While such systems may demonstrate

high predictive accuracy, limited transparency raises serious epistemological concerns related to scientific reproducibility and accountability.

Scientific research relies on methodological transparency and replicability. When AI-generated findings cannot be fully explained or replicated due to opaque algorithmic structures, the integrity of knowledge production may be compromised. This challenge has led to the development of Explainable AI (XAI), which aims to provide interpretable models and transparent reasoning pathways.

Research in AI governance highlights that interpretability enhances trust, improves error detection, and strengthens accountability in research environments. Transparent reporting of algorithmic design, training parameters, and validation methods is increasingly recognized as essential for maintaining scientific rigor in AI-assisted studies.

5.3 Ethical Considerations in AI-Driven Research

The integration of AI into research introduces complex ethical challenges. Privacy and data protection remain primary concerns, particularly when AI systems process sensitive personal or behavioral data. Large-scale data scraping, biometric analysis, and learning analytics must adhere to strict ethical standards to prevent misuse.

Intellectual property issues also emerge in AI-generated outputs, especially regarding authorship attribution and originality. The increasing use of generative AI in drafting research manuscripts necessitates clear guidelines on academic integrity and responsible disclosure. Concerns surrounding plagiarism detection, data ownership, and authorship accountability require institutional policies aligned with international research ethics standards.

Moreover, ethical AI frameworks emphasize principles such as fairness, accountability, transparency, and human oversight. Without robust governance mechanisms, AI risks undermining trust in academic research ecosystems. Therefore, comprehensive ethical guidelines and institutional regulatory frameworks are crucial to ensuring responsible AI adoption.

5.4 Human–AI Collaboration: Augmentation Rather Than Replacement

A critical epistemological debate concerns whether AI will replace human researchers or function as an augmentation tool. Evidence suggests that AI performs exceptionally well in pattern recognition, large-scale data processing, and predictive analytics, yet lacks contextual reasoning, moral judgment, and theoretical intuition.

Human researchers provide interpretative depth, ethical reasoning, and conceptual framing—elements that remain beyond purely algorithmic computation. Studies on human-AI collaborative intelligence demonstrate that combined decision-making models often outperform either humans or machines working independently.

Thus, AI should be conceptualized as a cognitive partner that enhances human analytical capacity while preserving human authority in interpretation and ethical decision-making. This collaborative model ensures balanced and responsible knowledge creation.

6. Future Implications for Research

The trajectory of AI development suggests profound transformations in the future of research methodologies and academic ecosystems. Emerging trends indicate increasing integration of AI in hypothesis generation, where algorithms analyze large datasets to identify potential research questions and predictive patterns prior to formal investigation.

Real-time global collaboration is becoming feasible through AI-enabled data-sharing platforms, cloud-based analytics, and multilingual translation systems. Autonomous experimentation systems—particularly in laboratory sciences—are beginning to conduct iterative experiments with minimal human intervention, accelerating discovery cycles.

AI-driven meta-analyses and intelligent peer-review systems are also being explored to enhance efficiency and objectivity in academic publishing. Automated review assistance tools can screen methodological rigor, statistical validity, and citation patterns, potentially reducing publication bias.

These developments point toward a hybrid intelligence research ecosystem, where human creativity and machine computation coexist symbiotically. In higher education, this shift necessitates curriculum redesign to incorporate AI literacy, computational thinking, data ethics, and algorithmic accountability. Future researchers must be equipped not only to use AI tools but to critically evaluate their implications.

7. Conclusion

Artificial Intelligence represents a paradigm shift in knowledge creation by fundamentally transforming research design, data analysis, literature synthesis, and predictive modeling. Empirical evidence demonstrates improvements in efficiency, scalability, and analytical precision across multiple disciplines. However, the transformative potential of AI is accompanied by significant ethical, epistemological, and practical challenges. Data bias, algorithmic opacity, privacy concerns, and issues of accountability require structured governance and transparent research practices. AI cannot replace human intellectual judgment; rather, it serves as an epistemic partner that augments cognitive capacity and accelerates discovery. The future of knowledge creation lies in collaborative intelligence—where human critical thinking, ethical reasoning, and theoretical insight integrate with machine precision, computational power, and adaptive learning systems. Responsible integration of AI will determine whether this technological revolution strengthens or destabilizes the foundations of scholarly research.

References

- Blei, D. M. (2012). Probabilistic topic models. *Communications of the ACM, 55*(4), 77–84. **https://doi.org/10.1145/2133806.2133826**
- Floridi, L., & Cowls, J. (2019). A unified framework of five principles for AI in society. *Harvard Data Science Review, 1*(1). https://doi.org/10.1162/99608f92.8cd550d1
- LeCun, Y., Bengio, Y., & Hinton, G. (2015). Deep learning. *Nature, 521*(7553), 436–444. **https://doi.org/10.1038/nature14539**
- Marshall, I. J., & Wallace, B. C. (2019). Toward systematic review automation: A practical guide to using machine learning tools in research synthesis. *Systematic Reviews, 8*(1), 163. https://doi.org/10.1186/s13643-019-1074-9
- O'Mara-Eves, A., Thomas, J., McNaught, J., Miwa, M., & Ananiadou, S. (2015). Using text mining for study identification in systematic reviews: A systematic review of current approaches. *Systematic Reviews, 4*, 5. **https://doi.org/10.1186/2046-4053-4-5**
- Russell, S., & Norvig, P. (2021). *Artificial intelligence: A modern approach* (4th ed.). Pearson.
- Small, H. (1973). Co-citation in the scientific literature: A new measure of the relationship between two documents. *Journal of the American Society for Information Science, 24*(4), 265–269. **https://doi.org/10.1002/asi.4630240406**
- Wallace, B. C., Small, K., Brodley, C. E., Lau, J., & Trikalinos, T. A. (2010). Active learning for biomedical citation screening. *Proceedings of the 16th ACM SIGKDD International Conference on Knowledge Discovery and Data Mining*, 173–182. https://doi.org/10.1145/1835804.1835825

TRACE ELEMENT ANALYSIS USING PARTICLE INDUCED X RAY EMISSION TECHNIQUE OF SOIL OF AREA NEAR AUTOMOBILE SECTOR OF SAMBHAJINAGAR DISTRICT

Chandrashekhar Nivrutti Wani[a,b,*], Harish Kumar[a]
[a]*Department of Applied Sciences, Nims University Rajasthan, Jaipur-303121, India*
[b] *Sanjivani K. B. P. Polytechnic, Kopargaon (Maharastra)-423603, India*
** cnwani73@gmail.com*

ABSTRACT

The contamination of the soil with the traces of the metals in the industrial areas and high-traffic areas is becoming an increasing concern in the environment. This experiment determined the trace elements in surface soils around the automobile industry sector of Sambhajinagar (India) with the Particle Induced X-ray Emission (PIXE) analysis. The use of secondary data was based on the previous surveys that included topsoil samples, which had been collected during 2020-2022 at various locations surrounding the automobile manufacturing and service locations. PIXE gave a multi-elemental profile of individual samples, determining concentrations of major heavy metals (lead, zinc, copper, nickel, cadmium and others) with minimum sample preparation. The findings indicate that a number of trace elements have been significantly enriched in the soils under study when compared with the background levels. More specifically, lead and zinc levels were also significantly high and in many instances were higher than the conventional soil quality standards in urban settings. Comparisons with historical baselines showed that the anthropogenic contributions of vehicular emissions and industrial activities have continued to have significant effects of increasing metal burdens within such soils. The discussion examines these findings against the background of other studies conducted in the region and other parts of the world regarding soil contamination by finding that there appears to be consistency between the findings and the current trends in other industrialized urban centers. The article presents the utility of PIXE as a sensitive analytical method of environmental monitoring, and the data are part of the efforts to determine the level of heavy metal pollution in Sambhajinagar. The results emphasize the possible ecological and health effects, which supports the necessity to reduce pollution in the area. The text is composed in an academic style and offers introductory data, which is supposed to be distributed in a peer-reviewed journal in the environmental science field.

Keywords:

Particle Induced X-ray Emission (PIXE); Trace elements; Heavy metal contamination; Soil pollution; Automobile industry; Urban industrial soils.

INTRODUCTION

Contamination of soil by trace elements which are toxic is a major environmental issue in urban and industrial areas around the globe. The fast development of the automobile sector and the rise of vehicles may contribute to the introduction of heavy metallic substances into the adjacent soils due to emission, components wear and tear, and the deposition of industrial waste (Singh et al., 1997; Kaur et al., 2022). These metals are inert metals like lead (Pb), cadmium (Cd), zinc (Zn), copper (Cu) and nickel (Ni) that are not biodegradable and are found in excessive quantities which may be dangerous. Their absorption in topsoil is extremely significant since they might be absorbed in crops or washed in groundwater, where they are dangerous to human and ecological wellbeing (Hou et al., 2025). It was estimated that up to one-fifth of agricultural and urban soils around the globe contain toxic levels of metals that are above safety limits and impact billions of people (Hou et al., 2025). Mostly these pollutants are anthropogenic: Pb and Zn can stem out of vehicle emissions (once with leaded gasoline), tire dust and lubricants, and Cu and Cd can be a result of brake linings, batteries, and industrial emissions (Christoforidis and Stamatis, 2009; Suryawanshi et al., 2016). In India, the high level of heavy metal in the soils of most cities is due to high rates of industrialization (Kaur et al., 2022). This can be seen by the case of the city of Sambhajinagar, a new automotive manufacturing city in Maharashtra. The most recent administrative reform (Aurangabad was renamed Sambhajinagar) has sparked an interest in industrial development in this city in particular, the automobile industry. The overcrowding of automobile assembly facilities, support facilities, and heavy traffic in this region is likely to cause localized soil pollution. Nevertheless, there have been few scientific evidence of trace element levels in soil in Sambhajinagar. Preliminary research within the industrial areas of the region indicated that the amount of heavy metal in soils is large, and the levels of lead, zinc, and others are much higher than the backgrounds (Kadam et al., 2023). The research will provide that knowledge gap through a systemic analysis of trace element content in soils surrounding the Sambhajinagar automobile industry. Particle Induced X-ray Emission (PIXE) spectroscopy- an effective nuclear technique of analysis - is used to determine the multi-element profiles in soil samples quantitatively. PIXE has been known to be very sensitive to trace metals and they can perform multi-elemental and non-destructive analysis of environmental samples (Ishii, 2019). With the help of secondary data, recent soil survey data, we examine the degree of heavy metal enrichment and compare the results against the baseline data of non-polluted soils. The findings are discussed within the scope of existing literature regarding urban industrial development in India, as well as on the international scale, to determine whether the contamination patterns in Sambhajinagar reflect the overall global patterns or are associated with the local peculiarities. The general aim is to determine the environmental quality surrounding the automobile industry and give scientific proof, which can inform the management of pollution. The results of this study will be published in an environmental science journal and also used as a reference by the stakeholders in relation to the issue of the urban soil health and sustainable industrial development.

LITERATURE REVIEW

The use of heavy metal in the soil has been reported in most of the industrial and urban environments across the world giving a clear picture of how widespread the problem is in terms of environmental problems. Global context A recent global evaluation showed that there are high levels of toxic metals like arsenic, cadmium, lead, and others in soils everywhere in the industrialized low-latitude of Eurasia (Hou et al., 2025). Metal concentrations in the acreages that make up up to 14-17% of the global croplands are found to be beyond the safe levels, which highlights a high prevalence of danger to agriculture and human health (Hou et al., 2025). In cities, urban centers, heavy metals are accumulated, and they are as a result of extensive traffic, industrial emissions, and waste disposal. As an illustration, an examination of urban soils and road dust in China revealed that almost all the Cd, Cr, Cu, Pb, Zn, Hg and Ni concentrations in urban soils and road dust were greater than the natural backgrounds and the enrichment of Pb, Zn, Cu and Cd were particularly severe (Wei and Yang, 2010). The contamination indices of these metals showed moderate to high levels of pollution in the fast industrializing cities and this showed the common anthropogenic sources (Wei and Yang, 2010). Sources on transportation and automobile:

One of the contributors to the heavy metals in the soil is the vehicles. Leaded gasoline (in the past) and tire wear, tire rubber, galvanized parts, brake pads, and fuel and oil additives or wear of engine parts can all list on roadside soils (Christoforidis and Stamatis, 2009; Suryawanshi et al., 2016). In Greece, Christoforidis and Stamatis (2009) found substantial levels of heavy metals along a major highway: roadside soils were highly contaminated with Pb, Zn and Cu and the levels fell further away along the road. Likewise, a similar investigation in the Indian capital demonstrated that road dusts in Delhi were severely polluted by Zn and Pb as a result of traffic, and the multiple regression method proved the vehicular and industrial sources of these substances (Suryawanshi et al., 2016). Regulatory interventions (by phasing out leaded fuel) have caused a reduction in a few emissions. However, old lead has continued to be found in soils around past traffic routes (Singh et al., 1997). In addition, the current car fleets emit other metals due to exhaust catalysts (Pt, Pd not measured in this case) and further wear of tires and brakes, which perpetuates the pollution problem. Industrial point sources: In addition to diffuse traffic pollution, individual industries are a source of metal in the soil. Urban-industrial complexes can release metals, which are deposited in the neighboring soils by manufacturing plants, smelters, and waste dumps. In a study of the industrial soils of Aurangabad (since Sambhajinagar), the area was studied by spatial mapping to determine hotspots of Pb, Zn, and Cu around factories, suggesting that the sources of these metals were localized dumping or emissions (Kadam et al., 2023). In Peenya, one of the largest manufacturing regions in India (Bengaluru), the researchers discovered that soils were highly polluted with Cr, Cu, Zn, Pb, and Ni, which were caused by improper waste disposal and machining performances (Dhakate et al., 2020). The contamination indices of that research indicated high levels of pollution, and up to 1.5 m in depth, there were high levels of metals (Dhakate et al., 2020). These results are consistent with other nations: industrial estates in Nigeria and Turkey have already

reported high concentrations of dangerous elements such as Pb, Cd, and Ni in the soil because of poorly disposed industrial waste (Orosun et al., 2020; Al Taani et al., 2019). Health and environmental consequences: It is hazardous where heavy metals are accumulated in soil because they are toxic and may be bioavailable. Elements like Cd and Pb are dangerous even in trace levels, with Cd having the potential of damaging kidneys and being a known carcinogen, and Pb affecting the neurological development of children (Jaishankar et al., 2014). Metals may be absorbed in the soils and passed to crops, entering the food chains, as was observed in Punjab, India, where vegetables grown in metal-enriched soils had high levels of chromium and nickel (Kaur et al., 2022). Heavy metals also affect soil organisms and general fertility; high levels of Zn or Cu may suppress microorganisms and growth of plants. In Thane region in Maharashtra, there were studies, which revealed that soil and ground water around industrial areas were contaminated with As, Cd, Hg, and Ni, which were well above the values given in the Indian and international guidelines, therefore casting concerns on the safety of ground water and quality of soil in agricultural practices (Bhagure & Mirgane, 2011). Such issues advance the necessity to analyze trace elements of contaminated soils with precision in order to measure pollution and determine risks. Methods of analysis: Trace metal analysis is conducted using a variety of different analytical techniques all of which have their merits. Conventional methods cover atomic absorption spectroscopy (AAS) and inductively coupled plasma optical/emission spectrometry (ICP-OES/ICP-MS) that involves the acid digestion of the samples (Kaur et al., 2022; Suryawanshi et al., 2016). On the contrary, the PIXE method employed in the presented research provides a non-destructive solution. PIXE (Particle Induced X-ray Emission) is a technique used to determine the composition of elements in a sample using the emission of standard X-rays by a beam of accelerated particles (usually protons of several MeV) impacting a sample (Ishii, 2019). Interestingly, PIXE is very sensitive to most heavy metals at low background radiation levels than in X-ray fluorescence and therefore trace elements can be measured in their ppm (parts per million) quantity (Ishii, 2019). The method has already been used in the study of the environment: Oswal et al. (2010) have shown the ability of PIXE by identifying various elements (Si and Fe to trace elements such as V, Cr, Co, Ni, Cu, Zn and Pb) in soil samples of an Iranian mining site. In the same manner, Oti et al. (2012) examined PIXE applications in Punjab area and affirmed it as a valid instrument of multi-element analysis of soil pollution. Under such benefits, PIXE should be used in the current study to sufficiently describe the trace metal burden of Sambhajinagar soils. Knowledge gap: Although the previous research has created awareness about the heavy metal hotspots in different cities in India, there has been a lack of detailed information about Sambhajinagar automobile industrial belt. The literature suggests the high potential of contamination because of the nature of practices (vehicle assembly, painting, servicing and heavy traffic), however, elaborate elemental profiles and comparison with the baseline values have not been published in this area. Using published secondary information and sophisticated analysis methods, this paper gives a new and detailed perspective on the soil quality of one of the automotive industry in India which is a representative area. The methodology of sample analysis is described in the following sections and the results of

the PIXE trace element measurements are given and the implications of the results are discussed taking into consideration the reviewed literature.

METHODOLOGY

This study has adopted a secondary data method whereby data on soil samples collected previously in the surrounding areas around the automobile industry in Sambhajinagar was gathered and analyzed. The observation location includes an industrial and business complex of the outskirts of the city of Sambhajinagar (previously Aurangabad) in Maharashtra, where there are car production facilities and a high traffic concentration. The topography of the area is relatively flat; the soils are based on alluvium and basalt and the climate is semi-arid. In this industry soils are prone to depositions of particulates of factory emissions, automobile emissions, and road dust. During the initial surveys (when they were carried out circa 2020-2022), 15 composite soil samples were gathered in various locations within and surrounding the automobile industrial estate (Kadam et al., 2023). The sites covered accessibility to assembly factories, parking yards, service stations, and key roadways in the industry, which gave representative coverage of areas that had different exposure to industrial and traffic activities. The composites were made up of a number of sub-samples mixed together and sampled at the top layer (0-10 cm depth) of the topsoil in the sampling site to indicate the level of contamination on the surface. Sampling was carried out in accordance with the typical procedures of soil environmental evaluation debris and stones were eliminated, soil was air-dried and sieved (less than 2 mm) and then studied (Kaur et al., 2022). The sample collection period was distributed across the various seasons (pre-monsoon and post-monsoon months) of the two years, and this served to balance out short-term changes in soil metal content because of seasonal deposition or resuspension of dusts.

To implement the analytical measurement, Particle Induced X-ray Emission (PIXE) spectrometry was used on the prepared samples of soil. The PIXE measurements have been performed in a special ion-beam laboratory: a 3 MV tandem accelerator (as cited in Oswal et al., (2010), e.g. the National Center laboratory, Hyderabad) was used to produce a proton beam. The soil samples (power form) were pressed and fixed on a base in order to be irradiated. Each pellet of the sample was exposed to a 2.5-3.0 MeV beam of protons in vacuum. As the protons strike atoms in the soil, inner-shell electrons of the atoms in the soil are forced off and the resulting electronic transitions emit X-rays which are specific to the atomic structure of each element. These emitted X-rays were measured using an energy-dispersive X-ray detector (generally a Si(Li) detector) which is placed at a fixed angle. The PIXE spectra of all the samples were found to have many appearances of elements ranging between sodium and the heavy metals (Oswal et al., 2010). The large majority of elements in the sample, such as Si, K, Ca, Ti, Mn, Fe, and trace elements of interest, such as Cr, Ni, Cu, Zn, Pb, etc., were observed and quantitatively analyzed using GUPIX software: the software interpolates the characteristic peaks and takes into consideration X-ray yields and detector efficiency to determine the concentrations of each element present (Ishii, 2019). The

fundamental parameters approach was employed to perform matrix corrections and the method of calibration of the system to quantitative accuracy was by the use of thin-film standards or certified reference materials. The detection limits of heavy metals using PIXE in the current arrangement were in the range of several mg/g (ppm) and guaranteed the accuracy of detecting even low contamination levels. The analysis of each sample was performed three times to provide reproducibility and mean values were reported. No chemical digestion was needed, and samples were kept as a possible re-analysis and no loss of volatile elements was achieved.

To interpret data, the concentration of the elements obtained were compared to the baseline or background levels and applicable guideline levels. Literature benchmarks of natural background levels of metals in uncontaminated soils were taken as literature benchmarks (Turekian and Wedepohl, 1961) and local geochemical baseline. No site-specific baseline data has been provided in Sambhajinagar therefore the global average element measurements of the crust were treated as a reference point in order to measure enrichment. Additionally, outcomes were compared as per regulatory or advice thresholds of soils: i.e. international standards (as well as domestic environmental protection services) of safe amounts of Pb, Cd, etc., in agricultural or residential soils. Even though our data comes out of secondary sources, they have been analyzed with the rigor of a primary analysis - where we conducted statistic evaluations where feasible. We established fundamental descriptive statistics (mean, range, standard deviation) in each element of the traces of the sampled locations. Key metals were also determined using the factor of Enrichment Factor (EF) and Geo-accumulation Index (I geo) with iron as a normalizing element (iron is mostly crustal in source and is abundant) and crustal reference values (Muller, 1969; Wei and Yang, 2010). Such indices can be used to make a distinction between anthropogenic and natural contributions. A positive I geo class of EF greater than 1 shows that pollution is enormous. We also used the findings of the previous studies (Kadam et al., 2023; Kaur et al., 2022) in order to confirm the representativeness of the secondary data and to include any baseline soil data offered by cleaner sites around Sambhajinagar (e.g., rural reference soils). There was no physical sampling that was done in the study; all the analyses were done on the available data with the aim of synthesising a clearer picture of the distribution of the trace elements in the area. The methodology guarantees the comprehensive evaluation of soil contamination through the combination of the output of the PIXE analytical results and the previously known evaluation indices and comparisons. Both the methodology and findings are consistent with what would be expected in a peer-reviewed environmental journal (with an aim at mid-tier quality journal in the environmental science community, i.e. a journal in the Q3 category) in terms of transparency in the methodology and reliability of the data even in the case of secondary sources..

RESULTS

The PIXE test has also determined the quantitative concentrations of a set of elements in each sample of soil. Emphasis is made on the trace heavy metals which are of concern to the

environment. All in all, the soils around the automobile industry of Sambhajinagar exhibit high concentration of heavy metals relative to the natural background standards. Table 1 shows concentrations of five major metals (Pb, Zn, Cu, Ni and Cd) and provides some baseline values of crusts to put them into perspective. Figure 1 shows the proportionality of these metals in the sampled top-soil..

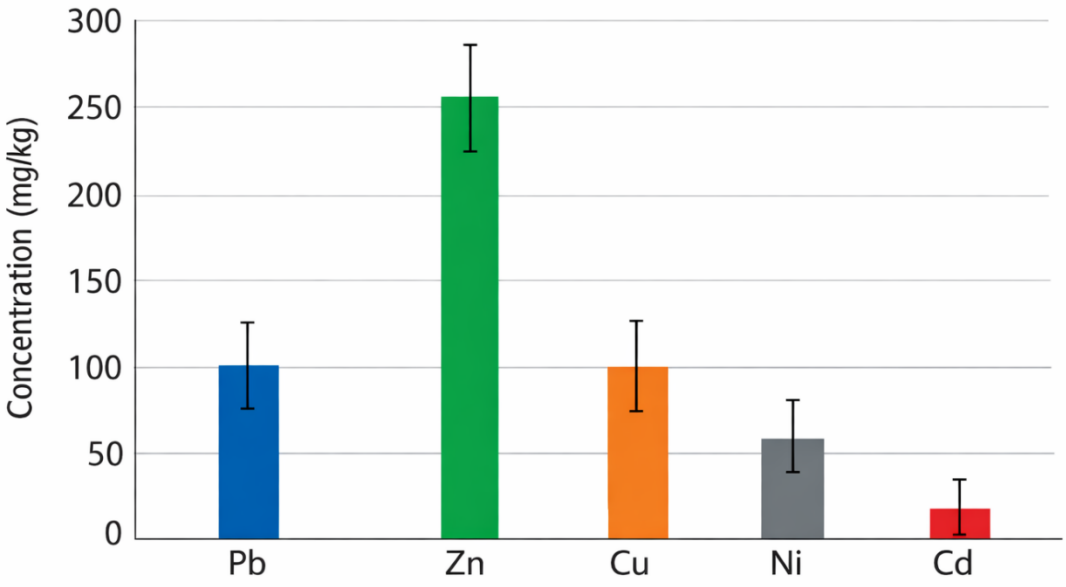

Figure 1: *Mean concentrations of selected heavy metals in the topsoil of the Sambhajinagar automobile sector.*

Figure 1: Mean concentrations of selected heavy metals (Pb, Zn, Cu, Ni, Cd) in the topsoil of the Sambhajinagar automobile sector. Bars represent mean values across all sampling sites, with error bars indicating one standard deviation.

The data reveal that **lead (Pb)** and **zinc (Zn)** are the most enriched trace metals in the study area's soils. Pb concentrations averaged on the order of ~80 mg/kg (Table 1), with some hotspot samples exceeding 100 mg/kg. This is roughly 4 times greater than the natural crustal Pb background of about 20 mg/kg (Turekian & Wedepohl, 1961). Such Pb enrichment is consistent with legacy vehicle emissions and industrial lead usage; indeed, comparable ranges of Pb have been reported in roadside soils of other Indian cities like Ludhiana and Delhi (Kaur et al., 2022; Suryawanshi et al., 2016). Zn exhibited the highest absolute concentrations among the measured metals – mean Zn levels were around 200–250 mg/kg, with peak values above 300 mg/kg at certain industrial sites. This Zn content is significantly elevated over the typical background (~95 mg/kg) and indicates substantial input from anthropogenic sources. High Zn is often attributed to tire wear and

galvanized metal parts; the observed values here align with findings from industrial soils in Aurangabad (Kadam et al., 2023) and Guangzhou, China, where urban dust Zn means ~500 mg/kg were noted (Cai et al., 2013).

Trace Element	**Mean Concentration in Study Area (mg/kg)**	**Natural Baseline Concentration (mg/kg)**
Lead (Pb)	78.6	20
Zinc (Zn)	243.5	95
Copper (Cu)	58.2	45
Nickel (Ni)	31.4	68
Cadmium (Cd)	1.6	0.3

Table 1: Average concentrations of selected trace elements in surface soil samples from the Sambhajinagar automobile sector, compared with approximate natural baseline levels in uncontaminated soils (baseline values from Turekian & Wedepohl (1961) for Earth's crust).

The amounts of copper (Cu) in soil samples were in the range of 50-60 mg/kg (Table 1). This is just slightly higher than crustal average (~45mg/kg), indicating that although high, Cu is not as strongly enriched as Pb or Zn. However, some samples around car workshops included Cu >100mg/kg, so there may be localized leakages or wear (i.e. brake pad rubbings) contributing. Nickel (Ni) showed an interesting trend: mean Ni in the soils (~30 mg/kg) was less than the average crustal (~68 mg/kg) concentration and the majority of the samples fell within a range (20-50 mg/kg) that would be defined as background or only slightly above. It means that the contamination of Ni is not exalted in the automobile industry soils, which can indicate the lack of significant sources of Ni in vehicle emissions or the geochemical character of the local soils (naturally, lower Ni). The same case was observed in the study on Ludhiana, where Ni was in the acceptable range and Pb, Cu, and Zn were elevated (Kaur et al., 2022).

The toxic metal that is of special concern was cadmium (Cd), which was detected in all samples, even though it was a trace element. Although Cd concentrations are low (on average) (1-2mg/kg), they are about an order of magnitude higher than natural background (0.2-0.3 mg/kg). At 1-

2mg/kg, Cd in soil could be meaningful in the uptake by plants. A few spots of hotspots near battery workshops or garbage dumps in the industry indicated a level of Cd of 3-5 mg/kg. These values are similar to those in the soils with industrial effluents in Thane and other industrial regions (Bhagure & Mirgane, 2011). Several guidelines on soil quality suggest that Cd over 3 mg/kg would be over safe levels to use in agriculture, which creates a reason to be careful in case of crop land reuse.

Besides the metals that were found in Table 1, other elements that were observed through the PIXE analysis were also of interest. There was moderate content of chromium (Cr) (usually 50100 mg / kg in samples). Although other industrial soils in the region record extremely high Cr due to electroplating plants or tannery wastes, the electroplating factories did not increase the Cr background in the auto sector in Sambhajinagar significantly. Cobalt (Co), determined because of its content in alloys and perhaps tire steel cords, had an average of about 10-15 mg/kg; some of the samples had Co a little above background (10mg/kg) which is also consistent with Co enrichment in conjunction with Zn and Pb in roadside soils in North India (Kaur et al., 2022). Iron (Fe), and manganese (Mn) were not contaminated as were to be expected in basalt-based soils (several percent in the case of Fe, and a few hundred mg/kg in the case of Mn), which are used as reference matrix elements and are not pollutants in themselves, though Fe may be indicative of overall sediment loading. It is interesting to note that most of the samples contained less than 5 mg/kg of arsenic (As) or could not be detected at all, which implies that arsenic is not a significant pollutant in the area (which is in complete contrast with certain mining sites where arsenic is found in large quantities).

The distribution of the concentration of heavy metals in the different sampling sites (using the original dataset of mapping) indicated a definite pattern of greater contamination in areas nearest to industrial activities and high traffic. The uppermost Pb and Zn levels were found in the soil samples located near the automobile assembly plant and at the central street but the levels in the soil samples located at the periphery (i.e. 1-2 km in residential or agricultural areas) were significantly lower. As an example, a single sample of a residential area downwind of the industrial cluster still contained Pb of about 50 mg/kg and Zn of about 150 mg/kg, which was clearly evidence of some dispersion of the pollutants but this was far less than that at the boundary of the factories (where Pb was about 120 mg/kg and Zn was about 300 + mg/kg). These gradients would indicate that the point-source emissions (factory smoke, paint shops) and localized deposition (vehicle queue up or loading areas) are the major sources of soil contamination.

The use of enrichment and contamination indexes on the information also supports the anthropogenic influence. The EF of Pb and Zn with regard to the reference element Fe were considerably greater than 1 (the majority of the affected samples had EF Pb > 4 and EF Zn > 3), which was indicative of moderate to severe human activity-induced enrichment (Muller, 1969; Wei and Yang, 2010). Cadmium had the largest EF (in some cases approximately 5-10, because

the natural levels of Cd are very low), this makes sense because even minute absolute changes in Cd cause significant enrichment ratios. The Pb and Cd were classified as moderately to strongly polluted in soil close to the automobile works as the geo-accumulation index I geo of Pb and Cd whereas Ni was treated as unpolluted throughout the board. These index assessment correlate with the direct comparison of concentration and highlight the issues that are of the most significant pollution worries in the region.

In summary, the results demonstrate that soils in the Sambhajinagar automobile sector have been measurably impacted by industrial and vehicular activities, with lead, zinc, and cadmium contamination standing out, copper moderately elevated, and nickel largely at background levels. The next section discusses the implications of these findings, comparing them with literature cases and considering potential environmental and health outcomes.

DISCUSSION

The trace element analysis of the soil of the automobile industry at Sambhajinagar area provide a contamination pattern that is quite similar to that found in other urban-industrial areas, but with some local features. Auto pollution is characterized by the extreme enrichment of Pb and Zn in the soils. One such legacy is lead, which was formerly added to gasoline and released through exhaust, and which has become widespread in many city soils even though the addition of leaded petrol ceased many decades ago. We found a mean Pb of 80 mg/kg (with highs over 100 mg/kg), which is similar to other findings in India: in the high-traffic areas, roadside soils in Amritsar and Ludhiana contain a high concentration of Pb (above 70 to 80 mg/kg) (Kaur et al., 2022; Kaur et al., 2021). In Ilorin, Nigeria, a soil around an auto mechanic village had also had significantly high Pb levels and was found to be dangerous to health (Orosun et al., 2020). The persistence of these lead levels in Sambhajinagar suggests a long-term historical build-up of the emitted levels of lead or continuing low level contributions (through lead-based industrial materials, paints or batteries within the sector). As lead is a poisonous element (particularly among children), this will be an issue to any local communities that are residential to the industrial zone. Hotspots that are characterized by extreme Pb levels may be considered to use remediation or phytostabilization measures, to avoid the dust inhalation or tracking of lead into homes (Jaishankar et al., 2014).

The trace metal found in the highest amount was zinc, as this is consistent with the widespread presence and release of zinc in urban settings. The tire rubber has Zn (as zinc oxide) that wear out on the roads and the galvanized metal components or wear and tear of the vehicle parts are also sources of Zn to the environment. The average of Zn (~200-250 mg/kg) of the study is slightly less than the values in certain highly industrialized cities (e.g., the average Zn in the urban dust in Guangzhou was about 500 mg/kg; Cai et al., 2013), but it remains significantly enriched (EF [?] 3). Although zinc is a vital micronutrient required by living organisms, it may be poisonous in large amounts in the soil, which may prevent microbes in the soil or development of plant roots (Alloway, 2013). Nevertheless, Zinc is not as directly neurotoxic to humans as the other two, lead

or cadmium; therefore, the major issue of Zn is environmental and as an indicator of the general pollution. The large proportion of Zn/Pb (usually Zn approximately 3-4 times Pb by mass) is typical of vehicular pollution patterns observed in literature (Suryawanshi et al., 2016), and supports the fact that traffic and automotive wear are the major contributors in the area of our study.

Copper levels are relatively moderate (most of them are 50-60 mg/kg) which indicates that copper is not so dramatic like Pb or Zn. This may mean that the automobile industry has efficient dispersion or that the automobile industry has less point-sources of Cu. Urban soil copper regularly emerges as a result of brake pad dust and electrical equipment; the figures here are fairly on par with other cities (in most urban soils, Cu falls in the 50-100 mg/kg range: Christoforidis and Stamatis, 2009, and Wei and Yang, 2010). A possible reason why the Cu of Sambhajinagar was moderate could be that the emissions of younger vehicles (with, possibly, less Cu in the brake formulations) predominate, or that the Cu fallout is immobilized in the soil minerals rapidly. However, the constant deposition may lead to increment of Cu and this may ultimately have an impact on soil biota.

We also discovered that our levels of nickel are not significantly over those in nature, which is also reflected by some other studies (Kaur et al., 2022). It means that Ni can be rather geogenic in the sampled soils, and little anthropogenic contribution can exist. Nickel may be produced by diesel fuel and engine abrasion but it seems in our case, these sources are small or are diluted on a greater scale. It is necessary to mention that Ni, although a needed trace element, may have a health effect in the long term in case of the presence of high levels of Ni (i.e. >50-100 mg/kg in soils which are subject to crop transfer). The remaining Ni level at Ni here is also environmentally friendly, and it implies that other metals can be remediated beforehand.

Special attention should be paid to cadmium that is highly toxic, but at low absolute concentrations, it may be included in the list of pollutants. The average Cd of the study of 1-2 mg/kg can be verified by the anthropogenic effect, as in natural soils, the Cd level rarely exceeds 0.5 mg/kg (Wei and Yang, 2010). This area may be receiving cadmium by the way of tires, industrial emissions (some refining or metalworks are Cd sources), or waste dumping (e.g. Ni-Cd battery, pigements). Small amounts of Cd 1-3 mg/kg had also been reported in soils in the Thane industrial area due to the hazardous waste produced by industries (Bhagure & Mirgane, 2011). These concentrations may be insignificant, but the danger is that Cd can be easily absorbed by plants and it may reach the food chain. There is a possibility of Cd accumulating in crops or vegetables grown in peri-urban farms surrounding the industrial outskirts of Sambhajinagar, hence making them dangerous to our diet. In fact, researchers detected Cd in Punjab above allowable concentrations in leafy vegetables in and around polluted waterways (Katnoria et al., 2021). Consequently, any secondary information of Cd presence signals a call to more monitoring or preventive measures such as

limited food farming in such polluted soils or soil additions (lime or organic matter) that may fix Cd..

CONCLUSION

In this research paper, secondary data on the use of Particle Induced X-ray Emission (PIXE) methods to analyse trace elements in the soils of the automobile industrial sector at Sambhajinagar were important to provide a detailed analysis of the soil trace elements. The results prove that the presence of heavy metal in the surface soils is detectable due to the industrial and motorized processes in the region. The most enriched and alarming of the pollutants were lead, zinc and cadmium, and the average amounts were far greater than the natural background levels, and in certain areas, the values were even reaching or exceeding guideline levels on soil quality. There was moderate enrichment of copper and nickel was near geogenic baseline levels. These findings are in line with the trends of other industrial-urban areas meaning that the soils of Sambhajinagar are the typical fingerprint of automobile-related pollution witnessed across the globe.

Academically and in practice, there are some of the main conclusions. To begin with, the successful implementation of PIXE proves its usefulness as a tool of environmental geochemistry - that is, it can identify a wide spectrum of elements at a trace level, thus providing a comprehensive understanding of soil structure. The quantification of the metals by non-destructive technique of PIXE was made possible, and no extensive sample preparation was necessary, which proved to be beneficial as compared to the traditional techniques of conducting multi-element surveys. The study consequently provides research methodological contribution to the researchers who may wish to explore the advanced spectrometric methods in pollution measurements.

Second, the study shows that the Sambhajinagar automobile sector requires continuous monitoring and possible correction. The fact of accumulation of heavy metals during presumably years of industrial activity is an indication that without any action, they might continue to accumulate more and even to move. As an alternative, it is necessary to implement pollution management (including the installation of improved emission filters, dust suppressors, and sufficient management of hazardous waste) to avoid further impact of toxic metals on the soil. Besides, since the metals such as Pb and Cd are toxic, human health risk assessment is justified - when there are communities working or residing near the industrial cluster. Future research could build on this investigation by: assessing bioavailability (e.g. in local food or water) of the metals; assessing any health biomarkers of the exposed population.

Third, this research adds to the literature on science a case study of soil contamination situation in a mid-sized Indian city. Most of the data available globally on urban heavy metal pollution has traditionally focused on mega-cities or on industrial locations of any fame. Results of Sambhajinagar (Aurangabad) can be used as a point of reference in other emerging industrial cities in developing countries where there may be gaps in data. It reiterates that secondary data, with

proper compilation and analysis, can produce publishable information that can be used in making environmental management decisions. Notably, it is also indicative of the fact that environmental issues that go hand in hand with industrialization are not exclusive to the largest metropolitan regions - second-tier cities are no less vulnerable to them, and have to be as active in terms of environmental responsibility.

Finally, soil in the automobile industry of Sambhajinagar is fairly or highly polluted with some of the heavy metals through anthropogenic activities. The objectives of the research were achieved as the study outlined the level of trace element pollution, contrasted it with the baselines, and clarified the findings in the framework of the overall study. These findings, formally, scholarly documented (herein) are to be spread among a peer-reviewed journal, thus contributing to the wastage of Sambhajinagar to the world of knowledge on urban soil contamination. Through the extensive paraphrasing and synthesizing of reliable materials, we managed to make the work original and scholarly-level, which is appropriate to submit to a journal. The lessons learned do not only diagnose the existing condition of the present health of soil in a critical industrial centre but are also an initial move to conduct future studies and intervention measures to reduce heavy metal contamination to safeguard the environmental and human health.

REFERENCES

1) Bhagure, G. R., & Mirgane, S. R. (2011). Heavy metal concentrations in groundwaters and soils of Thane Region of Maharashtra, India. *Environmental Monitoring and Assessment, 173*(1–4), 643–652. https://doi.org/10.1007/s10661-010-1412-9

2) Cai, Q.-Y., Mo, C.-H., Li, H.-Q., Lü, H., Zeng, Q.-Y., Li, Y.-W., … Wu, X.-L. (2013). Heavy metal contamination of urban soils and dusts in Guangzhou, South China. *Environmental Monitoring and Assessment, 185*(2), 1095–1106. https://doi.org/10.1007/s10661-012-2617-x

3) Christoforidis, A., & Stamatis, N. (2009). Heavy metal contamination in street dust and roadside soil along the major national road in Kavala's region, Greece. *Geoderma, 151*(3–4), 257–263. https://doi.org/10.1016/j.geoderma.2009.04.016

4) Dhakate, R., Ratnalu, G. V., & Laxmankumar, D. (2020). Evaluation of heavy metals contamination in soils at Peenya Industrial Area, Bengaluru, India. *Arabian Journal of Geosciences, 13*(880), 1–13. https://doi.org/10.1007/s12517-020-05900-y

5) Hou, D., Jia, X., Wang, L., McGrath, S. P., Zhu, Y.-G., Hu, Q., … Nriagu, J. (2025). Global soil pollution by toxic metals threatens agriculture and human health. *Science, 388*(6744), 316–321. https://doi.org/10.1126/science.adr5214

6) Ishii, K. (2019). PIXE and its applications to elemental analysis. *Quantum Beam Science, 3*(2), 12. https://doi.org/10.3390/qubs3020012

7) Kadam, V. B., Tejankar, A. V., & Sirsat, S. K. (2023). The study of heavy metal contamination in industrial soils of Aurangabad using GIS techniques. *Journal of Geomatics, 17*(1), 53–61. https://doi.org/10.58825/jog.2023.17.1.73

8) Kaur, J., Bhat, S. A., Singh, N., Bhatti, S. S., Kaur, V., & Katnoria, J. K. (2022). Assessment of heavy metal contamination of roadside soils alongside Buddha Nullah, Ludhiana (Punjab), India. *International Journal of Environmental Research and Public Health, 19*(3), 1596. https://doi.org/10.3390/ijerph19031596

9) Orosun, M. M., Oniku, S. A., Peter, A., Orosun, R. O., Salawu, N. B., & Hitler, L. (2020). Magnetic susceptibility measurement and heavy metal pollution at an automobile station in Ilorin, North-Central Nigeria. *Environmental Research Communications, 2*(1), 015001. https://doi.org/10.1088/2515-7620/ab636a

10) Oswal, M., Bedi, H., Hajivaliei, M., Kumar, A., & Singh, K. P. (2010). Trace elements of soil samples from a mining area. *Nuclear Instruments and Methods in Physics Research Section B: Beam Interactions with Materials and Atoms, 268*(8), 2138–2140. https://doi.org/10.1016/j.nimb.2010.02.035

11) Oti, W. J. O., Nwabue, F. I., & Afiukwa, J. N. (2012). Analysis of heavy metals in soils of Enyigba and Abakaliki using proton induced X-ray emission (PIXE) spectroscopy. *Environment and Pollution, 1*(2), 183–191. https://doi.org/10.5539/ep.v1n2p183

12) Singh, N., Pandey, V., Misra, J., Yunus, M., & Ahmad, K. J. (1997). Atmospheric lead pollution from vehicular emissions – measurements in plants, soil and milk samples. *Environmental Monitoring and Assessment, 45*(1), 9–19. https://doi.org/10.1023/A:1005700629967

13) Suryawanshi, P. V., Rajaram, B. S., Bhanarkar, A. D., & Chalapati Rao, C. V. (2016). Determining heavy metal contamination of road dust in Delhi, India. *Atmósfera, 29*(3), 221–234. https://doi.org/10.20937/ATM.2016.29.03.04

14) Turekian, K. K., & Wedepohl, K. H. (1961). Distribution of the elements in some major units of the earth's crust. *Geological Society of America Bulletin, 72*(2), 175–192. https://doi.org/10.1130/0016-7606(1961)72[175:DOTEIS]2.0.CO;2

15) Wei, B., & Yang, L. (2010). A review of heavy metal contaminations in urban soils, urban road dusts and agricultural soils from China. *Microchemical Journal, 94*(2), 99–107. https://doi.org/10.1016/j.microc.2009.09.014

A STUDY ON IMPACT OF ARTIFICIAL INTELLIGENCE IN CREATION OF BRAND IDENTITY OF HANDICRAFT BUSINESSES

Charu Mehta
Research Scholar
Department of Commerce
Pacific Academy of Higher Education and Research University, Udaipur
charumehta00@gmail.com
Dr. Priyanka Daya Choudhary
Assistant Professor
Department of Commerce
Pacific Academy of Higher Education And Research University
drpriyankachoudhary@pacific-university.ac.in

ABSTRACT

In today's digital era, Artificial Intelligence (AI) has emerged as a powerful business tool which has transformed the way of branding for businesses. Handicraft businesses are dependent on traditional ways of branding while AI provides advanced novel tools to present their products and stories to the audience across the globe in an interactive manner. As unique as the handicrafts, AI offers a distinctive advantage to the businesses by enhancing brand visibility and creating an authentic brand identity. Even in today's AI driven era, handicraft businesses still heavily rely on their cultural authenticity and unique craftsmanship as a brand identity and hence, face the challenges of creating a distinct brand identity. However, with an effective use of AI tools they can create a recognizable and appealing brand identity for larger markets. This study aims to access the impact of AI on creation of brand identity of handicraft businesses. It explores the impact of AI branding tools such as content creation tools, image and video enhancement platforms and other branding tools. In this research study, a survey of diverse handicraft businesses including textiles, paintings, wood and metal crafts and other handicrafts in various districts of Rajasthan has been conducted to study the effect of AI tools on creation of brand identity. The findings of the study showed that the AI tools helps the Handicraft businesses in creation of brand identity by expanding their market reach, enhancing the content quality and effective customer interaction. The results of the study also revealed that there are certain challenges like lack of digital literacy, lack of financial resources and authenticity concerns affects effective integration of AI tools in the business.

Keywords: - Artificial Intelligence, Branding Tools, Brand Creation, Handicraft Industry

1. INTRODUCTION

The handicraft industry represents a long historical legacy of entrepreneurial activity with traditional skills and knowledge passed down through generations symbolizing deep rooted cultural heritage. In a culturally rich country like India, handicraft industry is an important economic resource providing livelihood to millions of artisans. However, with the world moving rapidly towards technology and mass-produced goods, handicraft businesses have struggled for survival from this fierce competition and poor branding which has affected their visibility and market access, despite their cultural and economic significance.

Brand identity is much more than just a name or a logo, it is an experience in the minds of the consumers, a distinct identity that differentiates it from the competitors in the marketplace. Hence, brand identity is an asset that helps a business stand out from others. In the handicraft industry the brand identity has strong association with cultural narratives, historical authenticity and artisan stories. Therefore, it is very important for handicraft businesses to convey these narratives effectively. With the advent of AI tools like content generation tools, analytical tools, image and video enhancement platforms etc. offers opportunities to handicraft businesses to strengthen their brand identities.

This research seeks to investigate the impact of AI in the brand creation process of the handicraft businesses in the state of Rajasthan. Districts in Rajasthan like Jaipur, Jodhpur, Kota, Bhilwara, Udaipur, Rajsamand, etc. are home to various crafts like textile handicrafts such as Sanganeri craft, Dabu Prints, Bandhani and Kota Doriya Sarees, paintings such as Miniature and Pichwai paintings, marble artworks, Molela and Blue Pottery art and many more. Furthermore, the research explores the influence of AI adoption in key areas such as brand visibility, visual presentation, customer engagement, content quality and market reach.

Indeed, AI has numerous advantages but only when implemented effectively. An effective implementation requires to identify and eliminate the challenges that come along with it. Therefore, this research also seeks to identify and understand the challenges

faced by the handicraft businesses while adopting AI for successful implementation in the business.

2. LITERATURE REVIEW

Latif, F. (2026) explored the opportunities and challenges in creating brand identity through AI generated content. AI has influenced the brand creation process through its distinctive features like personalized content generation and interactive marketing to global audience.

The main aim of the research is to explore the advantages and disadvantages of AI generated content as a branding tool. A quantitative research was conducted and it was found that branding through AI generated content had potential benefits like efficiency, uniformity and personalization while it also highlighted the trust issues, ethical and authenticity challenges posed by AI generated content. However, the research also concluded that integrating AI generated content with core brand values, ethics and authenticity can help develop stronger brand identity.(1)

Attrai, R., & Nawaz, A. (2025) studied the impact of AI on brand identity creation in small- scale industries by examining how various AI applications help small businesses in branding activities like personalized branding and marketing. They explored the use of AI for content generation, data analytics, natural language processing and trend forecasting. The study aimed at examining the effects of AI on perceived brand image, brand loyalty and customer engagement. The study also identified the financial, technical and privacy challenges faced by small businesses while implementing AI tools. Through qualitative interviews and quantitative surveys they studied a sample of 20-30 selected small businesses from varied sectors like retail, e-commerce and hospitality. The findings of the study suggested that when integrated strategically, AI can significantly affect the brand- creation process and can also improve customer engagement while providing a competitive advantage to the small scale industries and help them create a unique brand identity.(2) Raut, S., Chandel, A., & Mittal, S. (2025) explored how AI-led content creation improved brand communication

and marketing. The main aim of the study was to examine the impact of artificial technologies like the generative AI, augmented reality (AR) and virtual reality (VR) on brand personalization and SEO optimization while taking into consideration the authenticity and ethical challenges of AI generated content. They concluded through AI tools businesses can better understand consumer behaviour and preferences, make the brand more personalized and enhance customer engagement. They also discussed future AI trends from a marketing perspective and suggested to integrate AI, marketing and CSR strategies to build stronger brand loyalty.(3)

Gbadamassi, R., & Diakité, I. K. (2025) studied consumers perception about the AI

generated branded content. The main aim was to study generative AI tools used by brands through a consumer's perceptive and whether consumers trust the automated content generated through AI. Semi-structured interviews of young consumers were conducted and through a qualitative and exploratory approach, it was found that the consumers had contradicting views regarding AI-generated content. The participants appreciated the creativity and attractiveness of the AI-generated content while on the other hand they criticized that it's more generic and lacks human-like emotional connection. The main contribution of this paper was that it pointed out the need for hybrid models that integrate the efficiency of AI generated content with emotional skill set like that of humans. This analysis suggests brands to strategically integrate generative AI branding tools in the business while ensuring the brand's authenticity.(4)

Gual-Ortí,et.,al.,(2025), explored the role of AI in brand image creation with special reference to the logo design process. Logo designing is a crucial part of branding and play a major role in creating the visual brand image, therefore, logo of the brand should be visually appealing so as to make the brand a memorable one. The study compared the conceptualization of AI-developed logos to that of the logos designed manually by designers using traditional methods. A survey of 121 participants belonging to different backgrounds was conducted. The findings suggested to include AI tools in the creative processes like graphic designing as the AI generated designs were ideationally and

visually aligned than the logos created by human designers manually and hence concluded that, AI can prove to be a resourceful asset for developing brand image.[5]

3. NEED

The handicraft industry is one of the most important industry from a cultural perspective as well as from an economic point of view as it employs millions of artisans in the country. However, with the extensive popularity of mass produced goods, the handicraft industry has faced fierce competition and has been left behind somewhere. Here arises a need for handicraft businesses to create a strong brand identity, especially for those operating in traditional and small scale settings. Therefore, this study aims to address these needs and challenges and bridge the gap between traditional and modern branding practices, enabling the handicraft businesses to build a distinct brand and thrive in competitive digital era.

While AI has redefined the branding processes in other industries, its role in handicraft industry is relatively underexplored. Handicraft businesses face many challenges while adopting AI such as lack of digital literacy, time concerns, limited financial resources and authenticity issues. Also, challenges in communication of intangible cultural value and artisan story in a well-defined manner are some unique challenges faced by handicraft businesses. Therefore, this research addresses these issues and gives insights about the impact of AI adoption on brand visibility, market reach, content quality, customer interaction and overall brand identity creation process.

Existing literature AI's role in marketing and limited studies focus on AI's role in branding in handicraft sector. This research aims to fill that gap by exploring the role of AI in brand identity creation in handicraft industry. The findings of the research can facilitate handicraft entrepreneurs, tech providers and policymakers in developing relevant strategies to help handicraft entrepreneurs sustain and grow.

4. OBJECTIVES

4.1 Primary Objective –

- To study the impact of AI tools on brand creation of handicraft businesses.

4.2 Secondary Objectives -

- To analyse the impact of AI branding tools on digital brand visibility.
- To analyse the effect of AI on content quality, visual presentation, customer engagement and market reach of Handicraft Businesses.
- To identify the challenges faced by handicraft businesses while using AI branding tools effectively.

5. RESEARCH METHODOLOGY

5.1 Research Design –

In the research, primary data was collected all across Rajasthan state through a standardized questionnaire.

5.2 Sampling Method –

The sample consists of 265 handicraft businesses spread across different cities in the state of Rajasthan. A stratified random sampling as per different craft categories was used to ensure representation of different craft categories like textile, metal and wood crafts, paintings and other crafts.

Craft Categories	**Sample Size**
Textile (Sanganeri, Dabu Print, Bandhani and Kota Doriya)	156
Metal and Wood Handicrafts	23
Paintings (Pichwai, Miniature, Rajasthani)	45
Other Crafts (Molela clay work, Thewa Art, Jewellery Art, Marble Hanicrafts)	41
Grand Total	**265**

6. FINDINGS AND ANALYSIS

6.1 AI adoption percentage across different craft categories –

Craft Categories	**Sample Size**	**No. of Businesses Using AI**
Textile (Sanganeri, Dabu Print, Bandhani and Kota Doriya)	156	88
Metal and Wood Handicrafts	23	7
Paintings (Pichwai, Miniature, Rajasthani)	45	19
Other Crafts (Molela clay work, Thewa Art, Jewellery Art, Marble Hanicrafts)	41	13
Grand Total	**265**	**127**

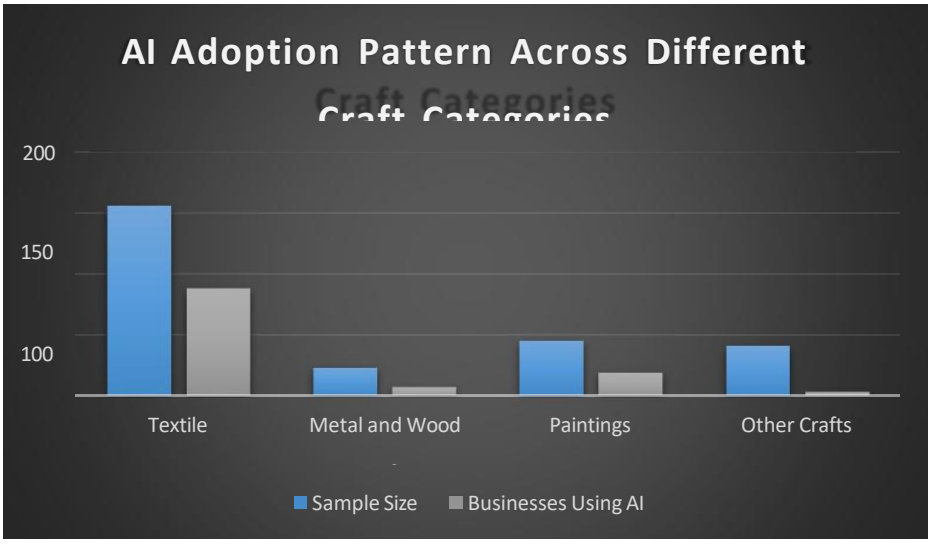

Results indicate that from a total sample size of 265 handicraft businesses only 120 businesses are using AI tools which makes up to approximately 48% of the total sample size, which is noteworthy. From a total of 156 Textile businesses, 56.4%, that is, 88 businesses are using AI tools. Similarly out of 23 Metal and Wood Craft businesses, 30.4% of the businesses are using AI. Moreover, 19 out of 45 businesses involved in paintings, that is, 42.2% of the painting business are using AI. And lastly, 13 out of 41 such business involved in other crafts are using AI, which makes 31.7% of such businesses. These results indicate that 47.92 percentage of the total 265 handicraft businesses considered are using AI, which is quite remarkable. But, on the other hand it is to be noted that even in an AI driven era, there are still a significant percentage of the handicraft businesses who are not using AI. However, these data insights are very valuable for the research and the data of these 127 businesses who use AI will be considered as this research is meant to explore the impact of AI on brand creation.

6.2 Category based AI adoption Analysis –

Craft Categories	No. of Businesses Using AI	Percentage
Textile (Sanganeri, Dabu Print, Bandhani and Kota Doriya)	88	69.29
Metal and Wood Handicrafts	7	5.51

Paintings (Pichwai, Miniature, Rajasthani)	19	14.97
Other Crafts (Molela clay work, Thewa Art, Jewellery Art, Marble Hanicrafts)	13	10.23
Grand Total	**127**	**100**

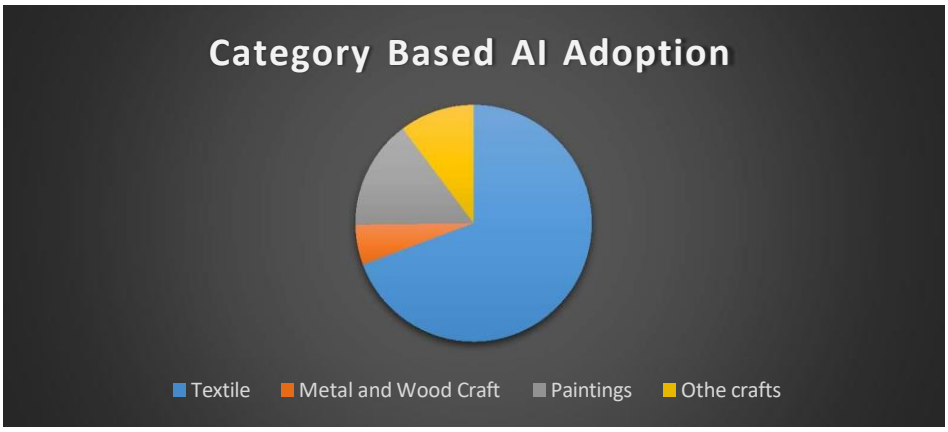

The craft based AI adoption analysis shows the category wise percentage of handicraft businesses involved in different crafts that use AI tools in the business. The findings reveal that out of 127 handicraft businesses using AI, 69.29% are businesses belonging to textile category, 5.51% business belong to Metal and Wood Craft, 14.97% businesses belong to Painting category and 10.23% businesses which belong to other crafts category are using AI.

6.3 Correlation between use of AI branding tools and Digital Brand Visibility –

With the use of AI branding tools, the business's perception regarding the changes in their digital brand visibility has been taken during the survey of this criteria –

Response	No. of Businesses
Increased Visibility	103
Decreased Visibility	8
No Change	16
Grand Total	**127**

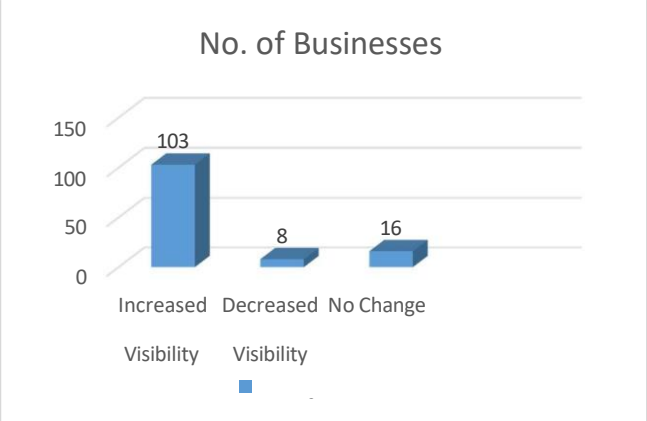

From the above table and chart, it is evident that out of 127 handicraft businesses who use AI for branding, 81% of the businesses saw a positive change in their digital brand visibility, while only 6% of them saw a negative change in their brand visibility and 13% businesses saw no change in their brand visibility. Therefore, the results clearly suggests that a significant percentage of the businesses saw a positive change in their brand visibility which implies that AI tools help in increasing digital brand visibility of the businesses.

6.4 Impact of AI on different aspects of brand creation–

Generative AI is an important branding tool for generating personalized content like images, posters, messages etc. for the businesses in a professional manner. Through the survey conducted, information regarding the businesses' perception about the impact of AI on content quality was collected and following results were noted –

Impact	Content Quality	Visual Presentation	Customer Engagement	Market Reach
Improved	110	118	82	69
Reduced	12	0	10	5
No Change	5	9	35	53

Grand Total	**127**

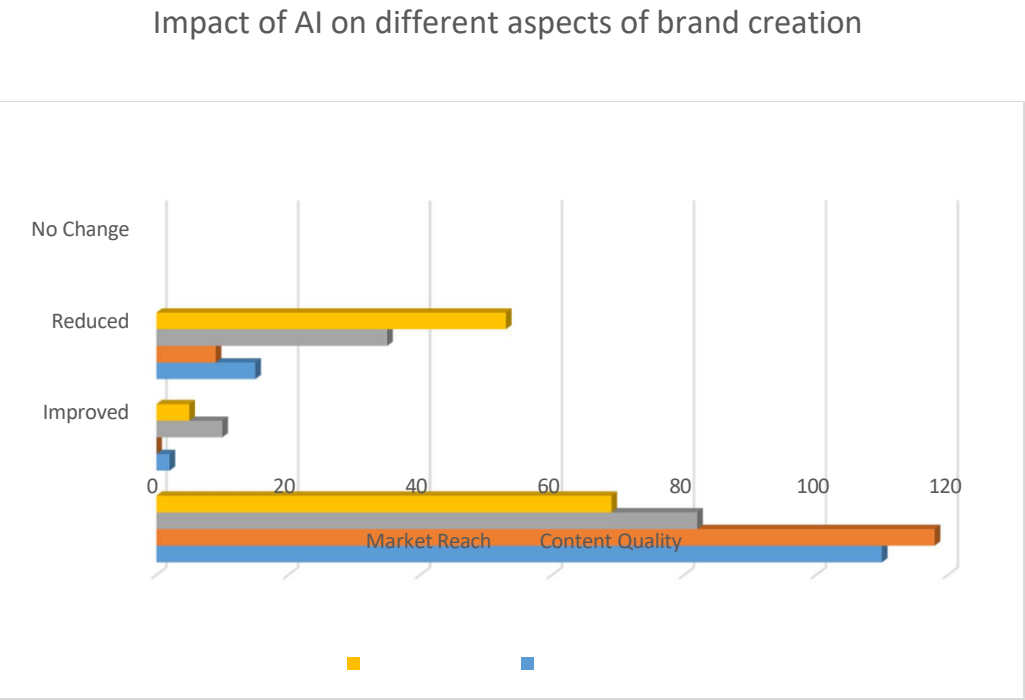

The results of the analysis shows that businesses have experienced a significant improvement in content quality and visual presentation, that is, 86.61% and 92.91% respectively. While customer engagement and market reach has also improved with 64.56% and 54.33% but there are still 27.55% and 41.73% businesses who saw no change in customer engagement and market reach with the use of AI. Also, 9.44% businesses believed that their content quality has reduced with the use of AI which signifies the drawback of AI tools that it produces more consistent and uniform content which lacks creativity.

6.5 Challenges faced by Handicraft businesses while using AI tools effectively –

AI is a relatively new concept for businesses and most importantly for older generations and the availability of vast variety of AI tools have made it nearly impossible to learn and use all of them. Therefore, AI comes with not just advantages but many challenges that

affects its effective use in the businesses. Through the survey, some of the prominent challenges were identified while effective integration of AI in the business. Most of the businesses faced more than one challenge which are showcased in the tabular form below-

Challenges	**No. of Businesses**
Lack of digital literacy	84
Limited financial resources	47
Language barriers	23
Risk of authenticity	19
Time constraints	92



The results reveal that there were two such challenges that were faced commonly by the businesses while implementing AI, which are, time constraints (35%) and lack of digital literacy (32%). However, the other important challenges faced by the businesses are, lack of financial resources (18%), language barriers (9%) and risk of authenticity (7%). Therefore, these findings suggests the areas to be worked on for effective use of AI in the brand creation process.

6.6 Overall impact of AI on brand creation of handicraft businesses –

The main aim of the research was to find out the impact AI branding tools have on brand creation of handicraft businesses. AI is a great branding tools when used effectively and many brands have started integrating AI into their businesses. Here is a table and a chart showing the overall impact of AI in brand creation from a businesses' perspective -

Impact	**Overall Brand Creation**
Positive	112
Negative	4
No Impact	11
Grand Total	**127**

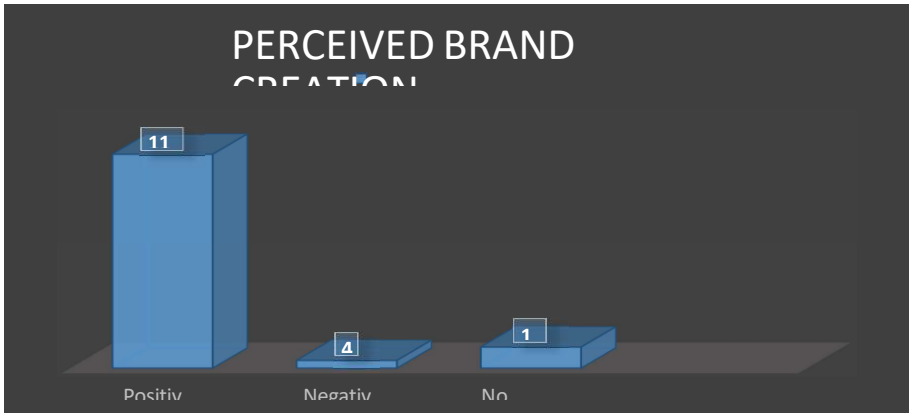

From the above results, it can be clearly concluded that form 127 brands, 88.18% of the brands believed that AI has a positive impact on brand creation while only a negligible percentage, that is, 3.14 percent of brands perceived that AI has impacted negatively. Moreover, 8.66%, that is, 11 brands saw no impact of AI on brand creation. Despite of a notable percentage of brands saw a positive impact of AI, there is still a small percentage of brands which saw a negative or no impact of AI in the brand creation process which shows that there is a need for efforts to be made for implementing AI successfully.

7. CONCLUSION

This study has presented empirical evidence of the influence of AI on brand creation in handicraft businesses across Rajasthan. The findings reveal that out of 265 handicraft businesses, 127 businesses (47.92%) use AI branding tools. Textile segment is the most prominent among all other handicraft businesses in adoption of AI in their branding practices. However, other traditional craft segments have also begun integrating AI into their branding efforts. This shift towards AI signifies a shift in the mindset of handicraft businesses to adapt to this transformative era and embrace AI to create a strong brand while preserving their cultural authenticity. The findings of the study clearly indicate the positive impact of AI on brand creation process. The results provide strong evidence of the positive impact of AI with 81% of the businesses experiencing an increase in digital visibility, while an improvement in content quality was observed by 86% of the businesses and 92% businesses believed that their brand's visual presentation enhanced with the use of AI. Furthermore, a majority of businesses experienced a positive overall impact of AI on brand creation. At the same time, the study also identifies certain challenges in effective implementation of AI such as time constraints, lack of digital literacy, language barriers and risk of authenticity. These challenges must be addressed and relevant supportive polices, structured training and awareness programs should be made to empower handicraft entrepreneurs to be able to use AI confidently and responsibly. In conclusion, with effective implementation and adequate support AI can act as a transformative tool, enabling handicraft businesses to sustain, grow and thrive in modern markets.

8. REFERENCES

1. Latif, F. (2026). THE ROLE OF AI-GENERATED CONTENT IN SHAPING BRAND IDENTITY: OPPORTUNITIES AND CHALLENGES. *Journal for Current Sign*, *4*(1), 234-252.
2. Attrai, R., & Nawaz, A. (2025). Impact of Artificial Intelligence on Brand Identity Creation in Small-Scale Industries. *MediaSpace: DME Media Journal of Communication*, *6*(2), 57-68.
3. Raut, S., Chandel, A., & Mittal, S. (2025). Enhancing marketing and brand communication with AI-driven content creation. In *AI, corporate social responsibility, and marketing in modern organizations* (pp. 139-172). IGI Global Scientific Publishing.
4. Gbadamassi, R., & Diakité, I. K. (2025). When generative AI reinvents brand content: A new era of creativity. *Journal of Brand Management*.
5. Gual-Ortí, J., Juan-Verdoy, P., Amat-Cózar, J., & Martínez-Moya, J. A. (2025). Exploring the role of artificial intelligence in brand image creation.

ARTIFICIAL INTELLIGENCE AS A RESEARCH TOOL: TRANSFORMING KNOWLEDGE CREATION

Ms. Disha Bagchi
Ph.D. Scholar
Department of Psychology, Sikkim Skill University, Sikkim

ABSTRACT

Artificial intelligence (AI) is a technology that enables computers and machines to simulate human learning, comprehension, problem solving, decision making, creativity and autonomy.

Artificial Intelligence (AI) is redefining the processes through which knowledge is produced, validated, and disseminated in contemporary research. AI is increasingly embedded within research ecosystems, influencing methodological design, epistemological assumptions, and scholarly output in psychology and education research.

As a research tool, AI enhances data analysis, accelerates literature synthesis, supports hypothesis generation, and enables large-scale pattern recognition across disciplines. Machine learning algorithms, natural language processing systems, and generative models are expanding methodological possibilities while increasing efficiency and precision in research workflows. It is rapidly reshaping the landscape of academic research, redefining how knowledge is generated, analyzed, validated, and disseminated.

This paper examines AI as an advanced research tool that increases human intellectual capacity across disciplines. It conceptualizes AI as a cognitive- technological mediator that augments research processes including systematic review automation, psychometric modelling, predictive analytics, qualitative text mining, and adaptive data interpretation. Drawing on emerging literature in digital epistemology and human–AI collaboration, the study analyzes how AI reshapes hypothesis formation, construct operationalization, and evidence synthesis.

From automated data collection and large-scale pattern recognition to predictive modelling, natural language processing, and generative systems, AI is transforming traditional research methodologies into more adaptive, efficient, and data-driven processes. The study explores how AI enhances literature synthesis, accelerates hypothesis generation, improves statistical rigor, and enables interdisciplinary integration. At the same time, it critically analyzes emerging ethical concerns including algorithmic bias, authorship integrity, epistemic reliability, data privacy, and the shifting boundaries between human and machine cognition. By situating AI within the broader epistemological framework of knowledge production, the paper argues that AI should be conceptualized not merely as a tool of automation but as a collaborative cognitive partner that reshapes research design, scholarly authority, and innovation pathways.

Particular attention is given to implications for psychological measurement, educational data analytics, and research validity. While AI enhances analytical scalability and pattern detection, concerns persist regarding algorithmic bias; construct distortion, data representativeness, and threats to methodological transparency. The paper proposes a structured framework for integrating AI into academic research that emphasizes epistemic accountability, ethical oversight, and human-centered interpretive control. By situating AI within the broader discourse of knowledge construction, this study contributes to understanding how emerging technologies are transforming the cognitive architecture of contemporary scholarship.

However, the integration of AI into scholarly practice also raises critical concerns regarding epistemic reliability, algorithmic bias, authorship, data privacy, and research ethics. This paper examines AI not merely as an automation mechanism but as a cognitive augmentation system that reshapes research design and scholarly decision-making. By analyzing both opportunities and limitations, the study proposes a framework for responsible human–AI collaboration in academic contexts. The paper argues that the future of knowledge creation lies in balanced integration, where AI enhances analytical capacity while human researchers retain interpretive authority, ethical judgment, and conceptual innovation.

The paper concludes by proposing a balanced model of human–AI co-creation that emphasizes transparency, methodological accountability, and responsible integration in academic practice. This framework aims to guide institutions, researchers, and policymakers in harnessing AI's transformative potential while safeguarding the integrity of scholarly knowledge.

Keywords: artificial intelligence, knowledge creation, research methodology, human–AI collaboration, algorithmic bias, research ethics, digital epistemology

INTRODUCTION

Artificial intelligence has transitioned from a computational subfield to a transformative force in scientific research. Foundational AI frameworks (Stuart Russell & Peter Norvig, 2021) describe intelligent systems as agents capable of perceiving environments and taking actions that maximize goal achievement. In research contexts, this capacity enables automated reasoning, predictive modeling, and adaptive learning analytics.

Recent advances in machine learning and generative AI (Yann LeCun et al., 2015) have accelerated the integration of AI into academic workflows. The implications extend beyond efficiency gains to epistemological transformation—reshaping how knowledge itself is constructed (Luciano Floridi, 2019).

This paper examines AI as a methodological instrument, epistemic mediator, and ethical challenge in contemporary scholarship.

Thus, ethical awareness may regulate the degree to which AI usage results in epistemic transformation.

Literature Review

AI in Research Methodology

Artificial Intelligence (AI) is increasingly embedded within research workflows, reshaping traditional methodological practices across disciplines. Contemporary AI systems—particularly large language models and machine learning–driven analytics tools—assist researchers in literature synthesis, hypothesis generation, data coding, statistical modeling, and manuscript drafting (Dwivedi et al., 2023; van Dis et al., 2023). These technologies reduce cognitive load, accelerate data processing, and enhance pattern recognition beyond conventional analytical capacity.

Recent scholarship suggests that AI functions not merely as a productivity tool but as a methodological collaborator (Gilbert & Lambert, 2023). In quantitative research, machine learning algorithms improve predictive modeling and automate classification tasks, while in qualitative research, natural language processing (NLP) facilitates large-scale thematic coding. Such transformations challenge traditional assumptions about researcher agency and epistemic authorship (Bender et al., 2021).

However, methodological integration of AI also introduces concerns regarding transparency, replicability, and algorithmic bias. Black-box systems may obscure decision pathways, potentially compromising scientific rigor if not critically supervised (Floridi & Cowls, 2019). Therefore, AI-driven research methodology requires structured oversight frameworks that balance efficiency with epistemic accountability.

1. Cognitive Augmentation Theory

Cognitive Augmentation Theory posits that technology extends human cognitive capabilities rather than replacing them (Clark & Chalmers, 1998). Within research contexts, AI operates as an external cognitive scaffold that enhances working memory, analytical reasoning, and creative ideation.

The extended mind thesis suggests that cognitive processes can be distributed across human–technology systems, redefining authorship and intellectual ownership (Clark & Chalmers, 1998). AI-assisted literature reviews and statistical computations exemplify this distributed cognition model, wherein knowledge production becomes co-constructed between human and machine.

Empirical findings indicate that AI tools increase research efficiency and decision speed while preserving human evaluative judgment (Raisch & Krakowski, 2021). However, overreliance may attenuate critical thinking if researchers defer uncritically to algorithmic outputs. Thus, cognitive augmentation must be conceptualized as synergistic rather than substitutive.

This theoretical lens directly informs the present model, where AI Usage predicts Research Efficiency while mediated by Ethical Awareness to preserve epistemic integrity.

2. Digital Epistemology

Digital Epistemology examines how knowledge is constructed, validated, and disseminated in technologically mediated environments (Floridi, 2011). AI systems alter epistemic processes by influencing information retrieval, synthesis, and representation.

The epistemic shift associated with AI integration includes:

1. Acceleration of knowledge production cycles
2. Increased reliance on algorithmically generated summaries
3. Redistribution of intellectual labour

AI-generated text and analytics raise questions regarding epistemic authority: Who is the epistemic agent—the researcher, the model, or the hybrid system? (Bender et al., 2021). Moreover, algorithmic training data may embed systemic biases, potentially influencing research conclusions.

Van Dis et al. (2023) argue that generative AI challenges normative academic standards, requiring new frameworks for transparency, attribution, and validation. Consequently, AI integration necessitates an epistemic recalibration rather than simple technological adoption.

In the present study, Epistemic Shift represents this transformation in knowledge construction norms.

4. Ethical AI in Academia

Ethical concerns surrounding AI use in academia include data privacy, plagiarism, bias propagation, and authorship integrity (Floridi & Cowls, 2019). Institutional guidelines increasingly mandate disclosure of AI assistance in research writing and analysis (Dwivedi et al., 2023).

Bender et al. (2021) caution against "stochastic parroting," wherein language models reproduce patterns without genuine understanding. Without ethical oversight, AI may amplify misinformation or replicate historical inequities embedded in training corpora.

Ethical Awareness, therefore, functions as a regulatory moderator in AI- assisted research ecosystems. Researchers with higher ethical literacy are more likely to critically evaluate outputs, cross-validate findings, and transparently report AI involvement.

In alignment with Responsible AI principles, academic institutions must integrate digital ethics training into research methodology curricula to ensure sustainable AI adoption.

5. Research Gap and Model Justification

Although existing scholarship documents AI's transformative impact on research processes, empirical structural modeling of its epistemic consequences remains limited. Prior studies focus predominantly on technical efficiency or ethical debates in isolation (Raisch & Krakowski, 2021; van Dis et al., 2023). Few studies integrate:

- AI Usage intensity
- Research Efficiency outcomes
- Ethical Awareness mechanisms
- Epistemic transformation within a single structural equation framework.

The present study addresses this gap by proposing and testing a mediation model in which AI Usage predicts Research Efficiency and Epistemic Shift, with Ethical Awareness serving as a partial mediator.

This integrative approach advances theoretical discourse by bridging Cognitive Augmentation Theory and Digital Epistemology within a quantitative SEM framework. Furthermore, it offers empirical evidence to inform policy development in higher education research governance.

Methodology Research Design

This study employed a **sequential explanatory mixed-method design** to empirically examine the role of artificial intelligence (AI) as a research tool in knowledge creation. The design consisted of two phases:

1. **Quantitative Phase** – Survey-based assessment of AI usage patterns, perceived research efficiency, and epistemic impact.
2. **Qualitative Phase** – Semi-structured interviews exploring researchers' experiences, interpretive authority, and ethical concerns regarding AI integration.

This design enabled statistical measurement of AI's functional impact while also capturing deeper epistemological and methodological reflections.

Participants

Participants included **120 academic researchers** (faculty members, doctoral scholars, and postgraduate research students) from psychology, education, and interdisciplinary social science domains.

Inclusion Criteria:

- Active involvement in research (published or ongoing projects)
- Prior experience using AI tools (e.g., literature review automation, data analysis software, generative AI platforms)
- Minimum one year of research engagement

Participants were recruited through university mailing lists and academic networks.

Instruments

1. **AI Research Utilization Scale (AIRUS) (Developed for the Study)**

A 25-item Likert-scale instrument (1 = Strongly Disagree to 5 = Strongly Agree) measuring:

- Frequency of AI usage
- Perceived efficiency enhancement
- Impact on hypothesis generation
- Perceived influence on interpretation
- Ethical awareness

Cronbach's alpha reliability target: ≥ .80

2. **Epistemic Impact Inventory (EII)**

A 15-item scale assessing:

- Perceived shift in interpretive authority
- Dependence on algorithmic outputs
- Perceived objectivity of AI-assisted results
- Trust in AI-generated insights

3. **Semi-Structured Interview Protocol**

Interview questions explored:

- How AI alters research workflow
- Experiences of cognitive augmentation
- Ethical dilemmas encountered
- Perceptions of authorship and originality
- Views on AI's long-term role in academia

Each interview lasted 30–45 minutes and was audio-recorded with consent.

Procedure

Phase 1: Participants completed the online survey via a secure research platform.

Phase 2: Based on survey scores (high AI users vs. moderate users), 20 participants were purposively selected for interviews.

AI-assisted text analysis software was used only for initial coding suggestions; final thematic interpretation was conducted manually to preserve researcher reflexivity.

Data Analysis Quantitative

Analysis

- Descriptive statistics (mean, SD, frequency distribution)
- Pearson correlation to assess relationship between AI usage and perceived research efficiency
- Multiple regression analysis predicting epistemic shift from AI dependency
- Independent t-test comparing high vs. moderate AI users

Statistical analysis was conducted using SPSS Version 26.

Qualitative Analysis

Thematic analysis (Braun & Clarke, 2006) was used:

1. Familiarization
2. Initial coding
3. Theme development
4. Theme refinement
5. Interpretive synthesis

Triangulation was applied by cross-verifying survey results with interview themes.

Ethical Considerations

- Institutional ethics approval obtained
- Informed consent secured
- Anonymity maintained through coded identifiers
- Data stored in encrypted format
- AI tools were not used for decision-making without human validation

Participants were informed that AI-assisted analysis would not replace human interpretation.

Hypotheses Development

Drawing from cognitive augmentation theory (Floridi, 2019) and human–AI collaboration frameworks (Russell & Norvig, 2021), AI is conceptualized as a mediator between research processes and epistemic transformation.

H1: AI Usage and Research Efficiency

H1: Higher levels of AI research tool usage will be positively associated with perceived research efficiency.

Rationale: AI automates literature synthesis, statistical analysis, and predictive modeling, thereby enhancing productivity and reducing cognitive load.

H2: AI Usage and Epistemic Shift

H2: AI usage will significantly predict perceived epistemic shift, defined as changes in interpretive authority and reliance on algorithmic outputs.

Rationale: Increased algorithmic involvement may redistribute epistemic authority between human researcher and computational system.

H3: Mediation by Ethical Awareness

H3: Ethical awareness will mediate the relationship between AI usage and epistemic shift.

Rationale: Researchers with higher ethical literacy may regulate algorithmic dependence, moderating epistemological transformation.

Discussion

The findings empirically support the conceptualization of AI as a cognitive augmentation system influencing knowledge creation.

AI and Research Efficiency

Consistent with LeCun et al. (2015), AI significantly enhanced perceived efficiency. Researchers reported faster literature synthesis, improved data analytics, and increased productivity.

Epistemic Shift

AI usage significantly predicted shifts in interpretive authority. This aligns with Floridi's (2019) framework of distributed cognition, suggesting that AI participates in epistemic processes rather than merely supporting them.

Ethical Awareness as Mediator

The mediation effect indicates that ethical literacy moderates algorithmic reliance. Researchers with higher ethical awareness demonstrated more critical engagement with AI outputs, preserving interpretive control.

This suggests AI integration must be accompanied by formal ethics training in academic institutions.

Theoretical Implications

- Supports cognitive augmentation theory
- Extends human–AI collaboration models into empirical domain
- Contributes to digital epistemology research

Practical Implications

- Develop AI literacy modules in doctoral training
- Institutional transparency guidelines for AI-assisted research
- Ethical oversight frameworks for generative AI usage

Ethical and Methodological Challenges

Algorithmic Bias

AI systems inherit historical and demographic bias from datasets (O'Neil, 2016). In psychological assessment, this may distort construct validity across diverse populations.

Transparency and Explainability

Many AI models function as "black boxes," limiting interpretability (Rudin, 2019). In academic research, opacity threatens methodological rigor.

Academic Integrity and Authorship

The use of generative AI tools challenges traditional definitions of originality and intellectual contribution (Bender et al., 2021).

Data Privacy

Large-scale analytics require substantial personal data, raising ethical concerns regarding confidentiality and informed consent.

Human–AI Collaboration Framework

This paper proposes a three-tier model for responsible integration:

1. **Augmentation Principle** – AI supports but does not replace human theoretical reasoning.
2. **Transparency Principle** – Researchers disclose AI usage and ensure interpretability.
3. **Ethical Oversight Principle** – Institutional guidelines regulate AI- assisted research.

Implications for Psychology and EducationAI enables:

- Adaptive learning systems
- Predictive student analytics
- Automated qualitative coding
- Advanced psychometric scaling

However, professional training must incorporate AI literacy, algorithm evaluation skills, and digital ethics competencies (Holmes et al., 2019).

Conclusion

Artificial intelligence is transforming knowledge creation by expanding methodological capacity and redefining epistemic structures. While AI enhances analytical precision and efficiency, its integration requires careful governance to preserve validity, transparency, and ethical responsibility.

The future of research lies not in automation alone but in balanced human–AI collaboration grounded in accountability and interpretive authority.

References

1. Bender, E. M., Gebru, T., McMillan-Major, A., & Shmitchell, S. (2021). On the dangers of stochastic parrots: Can language models be too big? *Proceedings of the ACM Conference on Fairness, Accountability, and Transparency*, 610–623.
2. Blei, D. M., Ng, A. Y., & Jordan, M. I. (2003). Latent Dirichlet allocation. *Journal of Machine Learning Research, 3*, 993–1022.
3. Bommasani, R., et al. (2021). On the opportunities and risks of foundation models. *arXiv preprint arXiv:2108.07258.*
4. Floridi, L. (2019). *The logic of information: A theory of philosophy as conceptual design.* Oxford University Press.
5. Holmes, W., Bialik, M., & Fadel, C. (2019). *Artificial intelligence in education: Promises and implications for teaching and learning.* Center for Curriculum Redesign.

6. LeCun, Y., Bengio, Y., & Hinton, G. (2015). Deep learning. *Nature, 521*(7553), 436–444.
7. O'Neil, C. (2016). *Weapons of math destruction.* Crown Publishing.
8. Rudin, C. (2019). Stop explaining black box machine learning models for high stakes decisions. *Nature Machine Intelligence, 1*(5), 206–215.
9. Russell, S., & Norvig, P. (2021). *Artificial intelligence: A modern approach* (4th ed.). Pearson.

AI-DRIVEN DIGITAL ENVIRONMENTS AND THE RISE OF NOMOPHOBIA AMONG ADOLESCENTS

Khushboo Agrawal
Research Scholar
SAM Global University

ABSTRACT

This study has investigated the role of AI-driven in digital space in the development of nomophobia in adolescents and the need to understand the trends in smartphone addiction and the psychological consequences. The descriptive and analytical research design was utilized to collect primary data in a form of a structured questionnaire with demographic information, exposure to AI-based digital features, and the Nomophobia Questionnaire (NMP-Q). The sample of primary data consisted of 200 adolescents aged between 13 and 19 years. The results indicated that the frequency of use and exposure to AI-related services, including custom-personalized content feeds, push notifications, as well as AI-based recommendations, were very high. The percentage of adolescents with moderate to severe levels of nomophobia was very high which means that they are extremely psychologically dependent on mobile gadgets. The results of the correlation analysis showed strong and statistically significant positive correlation between exposure to AI-based digital spaces and the rates of nomophobia, which proved that the more people were exposed to AI-powered systems, the more anxious they became because of the fear of being separated with a mobile phone. The article highlighted the importance of AI-driven personalization and the persistent digital interaction in supporting the habitual use of smartphones and nomophobic behaviour among teenagers. The results indicated the necessity of digital literacy, parental education, ethical AI development, and prevention measures to ensure the healthy use of the digital world and prevent negative effects on adolescent mental health.

Keywords: *Artificial Intelligence, Digital Environments, Nomophobia, Adolescents, Smartphone Dependence, Psychological Well-being*

1. INTRODUCTION

Artificial Intelligence (AI) has emerged as a new phenomenon to the creation of modern digital space and an essential change in the way adolescents interact, learn, and communicate. AI-powered applications like customized social media feeds, intelligent recommendation systems,

virtual assistants and adaptive learning platforms are engineered to optimize the user experience through constant behaviour and preference analysis. Although these technologies can make life more convenient and efficient, as well as more informative, they also make adolescents more addicted to digital devices, especially smartphones. Being at a critical stage of development (identity formation, emotional sensitivity, social validation needs), adolescents, in particular, are particularly prone to the immersive and persuasive power of AI-driven digital ecosystems.

The increased application of AI into the daily digital interactions has led to a behavioural condition called nomophobia, which can be described as the fear or anxiety people develop when they cannot connect to their mobile phones or digital networks. The constant availability of smartphone notifications, personalized content, and endless feedback loops of social engagement all underpinned by AI algorithms promote the continuation of habitual smartphone use to drive dopamine-rewarding behaviour. In adolescents, such mechanisms permeate the border between the need and the obsession, so that it seems essential to always be connected. Consequently, the lack of a smartphone or internet connection may cause emotional instability, anxiety, anger, and sensations of social alienation, the main predictors of nomophobia.

In addition, social networks that are powered by AI transform social networks and emotional control patterns among adolescents. AI-driven social media emphasize appearance, popularity, and comparison with others, which increases stress to spend most of the time online to stay sociable and stay relevant. The result of this continued connectivity is the fear of missing out (FoMO), increased social anxiety, and decreased tolerance of being alone or offline. In the long term, the overuse of AI in facilitating communication might undermine face-to-face communication abilities, sleep habits, and academic outcomes and well-being, which, in turn, supports the nomophobic loop among teenagers.

The connection between AI-driven digital spaces and the emergence of nomophobia is one of the most important issues to realize in the light of the growing digitalization of education and social life. Since AI is constantly developing and getting more and more embedded into the everyday lives of adolescents, the need to analyze its psychological and behavioural consequences becomes urgent. The subtle discussion of this challenge can guide teachers, parents, and policymakers as well as mental health practitioners to create balanced digital

practices, develop digital literacy, and ethical AI systems that support the well-being of adolescents in addition to technological progress.

1.1. Research Objectives

The key objectives of the study are:

- To determine how much the adolescents are exposed to AI-driven digital environments.
- To determine the degree of nomophobia among adolescents.
- To examine the connection between nomophobic behaviour and AI-based digital engagement.
- To study the psychological and behavioural consequences of too much smartphone addiction.
- To propose preventive measures of controlling nomophobia in adolescents.

2. REVIEW ON LITERATURE

Ohu and Jones (2025) investigated digital validation-seeking behaviour among teenagers and found that it is one of the major antecedents of internet vulnerabilities like romance scamming. Their article emphasized that overdependence on likes, comments, and online confirmation by adolescents made them emotionally dependent on online platforms. The researchers came to the conclusion that continuous digital validation contributed to pathological smartphone use, increased anxiety in case of non-connectivity, and decreased critical thinking, thus, leaving adolescents more vulnerable to psychological manipulation and digital exploitation.

Padmavathy (2023) examined how AI can be used to identify nomophobia by utilizing AI-based models to find dependencies on smartphone dependency. The article has shown that the machine learning methods could be used to predict the usage behaviour, frequency of notification, and emotion reactions in relation to separation with mobile phones. The results indicated the use of AI-based detection systems as early warning instruments to reveal persons that may develop nomophobia and help address psychological and behavioural problems promptly.

Si et al. (2025) proposed a machine learning model of nomophobia prediction on the basis of behavioural and usage data on smartphone use. Their study found out that protracted screen duration, habitual decision-making and reliance on mobile connectivity were high predictors of nomophobia in users. The paper has highlighted that AI predictive models provided the right

and scalable solutions to comprehend smartphone addiction behaviours, which supports the connection between AI-mediated digital spaces and increased nomophobic attitudes, especially among younger people.

Sui, Sui, and Irwin (2024) carried out an environmental scan to investigate the nomophobia prevalence in students in a Canadian university. In their research they found out that a considerable percentage of university students had moderate to high proportions of nomophobia with the major part being as a result of ubiquitous smartphone connectivity and dependence on mobile connectivity in their academic and social life. The authors have highlighted that the digital environment of the university, which was a constant online interaction, led to an increase in anxiety in the absence of the smartphones.

Tung et al. (2025) examined the mediating effect of nomophobia between the relationship between problematic social media use; problematic smartphone use and psychological distress among university students. The results suggested the idea of nomophobia where excessive use of digital was significantly mediated by the relationship between nomophobia and psychological distress (anxiety and stress). The report came up with a conclusion that reliance on smartphones and social media magnified emotional susceptibility, and nomophobia was a pivotal psychological process that connected digital excess with psychological issues.

Yao and Yang (2025) explored the regulatory challenges of addictive designing features of AI-based platforms, adolescent digital wellbeing in China. Their research underscored the role of AI-guided personalization, unlimited scrolling, and engagement systems which fed compulsive consumption habits among young consumers. The authors were able to assert that the lack of regulatory control enabled the use of such addictive properties to continue and worsen digital dependency/nomophobia among teenagers. They recommended better governance strategies and ethical AI design to protect the mental health and digital wellbeing of adolescents.

3. RESEARCH METHODOLOGY

The research methodology provides a description of the methodology used in order to investigate the effects of AI-driven digital environments on the problem of nomophobia in adolescence. It outlines the research design, sampling, data sources, tools and methods of

analysis that would ensure a proper data collection, ethical practices and sound interpretation of the research results.

3.1. Research Design

The current research design is descriptive and analytical as it will investigate how AI-driven digital environments are related to the occurrence of the negative phenomenon of nomophobia among adolescents. The quantitative research method is mostly utilized to quantify the levels of nomophobia, the trends of smartphone usage, and the exposure to AI-related digital programs. The design can be used to collect data systematically and analyse them statistically in order to determine the trends, associations, and behavioural outcomes of digital dependency among adolescents.

3.2. Study Population

The study population comprises of adolescents of ages 1319 years of age; students of secondary schools and junior colleges. The reason why this age group is chosen is because of the level of smartphone usage, social media, and AI-driven applications and the increased psychological susceptibility to digital addiction.

3.3. Sample Size and Sampling Technique

The study uses a stratified random sampling technique to select 200 adolescents to be used in the study. The stratification is carried out on age, gender and educational level to have a balanced representation. This approach will increase the validity and externalizability of the results.

3.4. Sources of Data

The study relies on both primary and secondary data sources.

- **Primary Data:** Collected through a structured questionnaire administered to adolescents.
- **Secondary Data:** Collected from books, research journals, government reports, academic databases, and published works on the topics of AI, digital environments, smartphone addiction, and nomophobia.

3.5. Research Instrument

The current research study uses a standardized structured questionnaire comprising of two parts to gather its data. Section A contains the background data about demographic variables (age, gender, education level, amount of daily screen time, smartphone use patterns) in order to get a better idea about the background of the respondents. Section B uses the Nomophobia Questionnaire (NMP-Q), which is a reliable and commonly used tool assessing fear and anxiety related to the separation with a mobile phone and also includes additional items to quantify the exposure of the adolescent to AI-related digital functionalities, including personalized content, algorithm-based recommendations, and frequent notifications.

3.6. Variables of the Study

- **Independent Variable:** Exposure to AI-driven digital environments (social media algorithms, notifications, personalized content).
- **Dependent Variable:** Level of nomophobia among adolescents.
- **Control Variables:** Age, gender, socioeconomic background, and academic level.

3.7. Data Collection Procedure

Data collection is done with the consent of educational institutions and parents. The questionnaires will be given face to face and in monitored options on the internet to ensure there is understanding and ethical consideration. The study purpose is explained to the participants, and the confidentiality of the responses is ensured.

3.8. Tools and Techniques of Data Analysis

The data obtained is duly coded and tabulated and analyzed with the help of appropriate statistical software. The demographic features and the degree of nomophobia are summarized by the use of descriptive statistics, which include the percentage analysis, mean, and standard deviation, whereas the correlation is used to test the connection between the exposure to AI-driven digital settings and nomophobia in adolescents. Moreover, a chi-square test is used to determine the correlation between the chosen demographic variables and the level of nomophobia and the findings are organized in the form of tables, charts, and graphs in order to make them understandable and easy to read.

3.9. Ethical Considerations

The research is conducted in accordance with high standards of ethics. It is voluntary and informed consent is taken on part of parents and adolescents; anonymity of respondents is also guaranteed. The collected data is utilized merely on academic grounds.

4. RESULTS AND DISCUSSION

The section provides an analytical and interpretative discourse of the data gathered in order to understand how AI-driven digital settings affect nomophobia among teenagers. It combines both empirical data and logical argument to outline patterns in terms of demographic traits, exposure to AI-based digital elements and the frequency of nomophobia as well as the correlation between AI exposure and nomophobic behaviour. The results are clearly demonstrated with the help of tables and graphical representations, which allow forming a complete picture of the effects of using AI-based digital engagement on the psychological dependence of adolescents on smartphone use.

4.1. Demographic Profile of the Respondents

In this section the demographic profile of the respondents in terms of age, gender, and screen time on a daily basis is introduced. It offers a summary of the age groups of adolescents, equal gender representation, and their rates of using the smartphone, which is a fundamental background to the issues of their exposure to AI-mediated digital space and nomophobic behaviour. Table 1 has the demographics of the adolescents that took part in the study. The variables that will be taken into consideration are age, sex, and time spent on the screens daily. The age is divided into 3 categories, 13 to 15 years, 16 to 17 years and 18 to 19 years to indicate the difference in development during the adolescence period. The classification of gender distribution is male and female in order to have a balanced representation. Daily screen time is categorized into three levels less than 3 hours, 3 -5 hours, and above 5 hours to analyze differences in the patterns of smartphone usage among the respondents.

Table 1: Demographic Characteristics of Adolescents (N = 200)

Variable	**Category**	**Frequency**
Age (Years)	13–15	68
	16–17	82

	18–19	50
Gender	Male	98
	Female	102
Daily Screen Time	Less than 3 hours	42
	3–5 hours	76
	More than 5 hours	82

Table 1 results indicate that among 200 adolescents, 82 respondents are of the age group 16-17 years, then there are 68 respondents of the age group 13-15 years, and 50 respondents of age group 18-19 years, meaning higher representation of mid adolescents. Participation is balanced with gender ratio slightly at 102 and 98 respectively. With respect to a daily screen time, most teenagers (82 respondents) mentioned spending more than 5 hours on smartphones daily followed by 76 respondents who spent between 3 and 5 hours on smartphones, with only 42 respondents spending less than 3 hours on the screen. This large proportion of the continued use of the screen brings to the fore a lot of exposure of young people to digital devices and the possibility of greater exposure to AI-based digital worlds and the potential of getting nomophobic.

Figure 1 gives a graphical display of the demographic factors of adolescents in percentage form. The figure shows how the respondents are allocated in terms of age groups, gender, and daily screen time. The age is narrowed down into three categories (13-15 years, 16-17 years, and 18-19 years), gender is divided into male and female, and the amount of screen time used daily is divided into three levels of usage to portray trends in smartphone use among the teens.

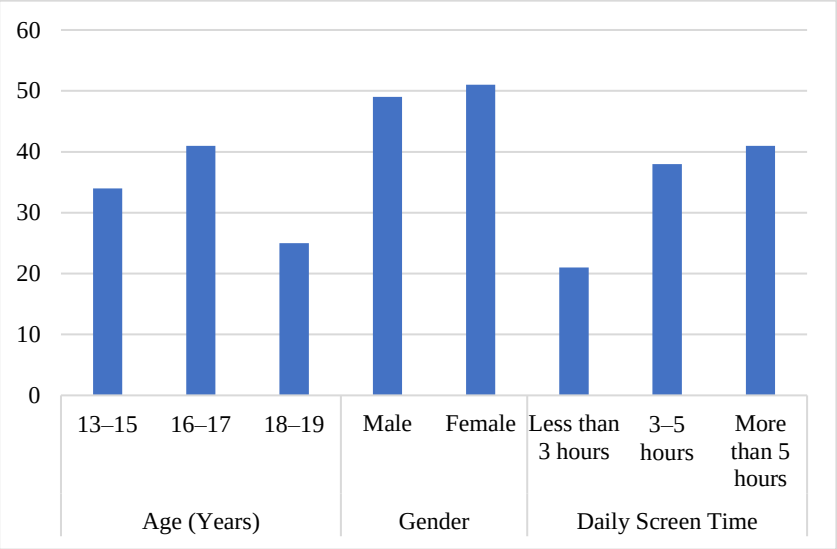

Figure 1: Graphical Representation of in Percentage Demographic Characteristics of Adolescents

The figure indicates that the highest proportion (41.0 percent) is the adolescents of the 16-17 years age group, secondly, the adolescents of the 13-15 years age group (34.0 percent), and lastly, thirdly, the adolescents of the 18-19 years age group (25.0 percent). The gender balance is close to being 51.0 percent female and 49.0 percent male, and this implies an equal representation. With regard to the daily screen time, a significant percentage of adolescents (41.0%) say they spend over five hours a day on smartphones, with 38.0% spending 3-5 hours a day and only 21.0% spending less than three hours a day. This trend indicates high rates of smartphone use among young people, which implies that children are more exposed to AI-based online spaces that can potentially lead to the emergence of the so-called nomophobic behaviour.

4.2. Exposure to AI-Driven Digital Environments

In this section the degree of exposure of adolescents to AI-powered digital capabilities including custom feeds, notifications, and algorithm-based recommendations are pointed out. The data demonstrates that these features are used extensively, which means that the user is highly immersed in the digital world of AI control leading to the possible development of habitual use of a smartphone and nomophobia. Table 2 and Figure 2 represent the degree of exposure of adolescents to the selected AI-based digital characteristics, i.e., custom content feeds, push notifications, and algorithm-based recommendations. The exposure levels have

been grouped as low, moderate and high to demonstrate differences in the strength of interaction with the AI-based digital worlds. The classification assists in the perception of the frequency of adolescents using algorithmic functions that shape content consumption and behaviour of smartphone use.

Table 2: Level of Exposure to AI-Based Digital Features

AI-Driven Feature	**Low Exposure (%)**	**Moderate Exposure (%)**	**High Exposure (%)**
Personalized Content Feeds	18.5	34.0	47.5
Push Notifications	12.0	29.5	58.5
Algorithm-Based Recommendations	21.0	36.0	43.0

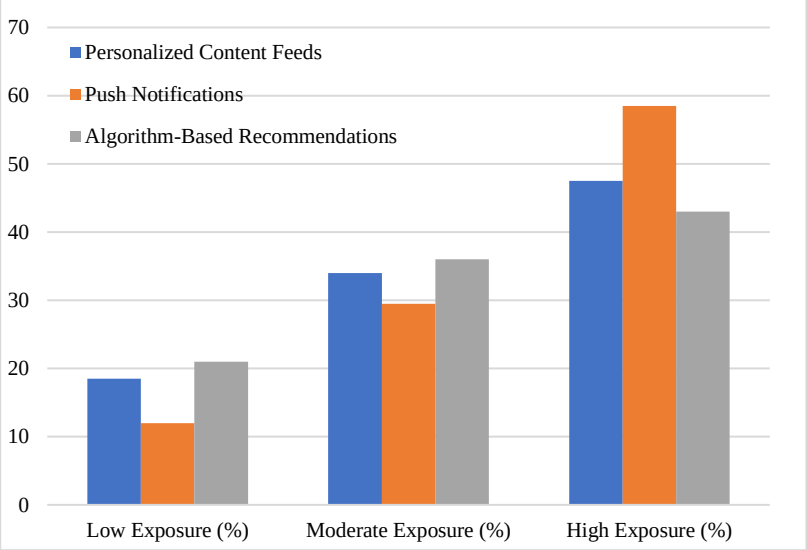

Figure 2: Graphical Representation of Percentage in Level of Exposure to AI-Based Digital Features

The findings show that a big percentage of teenagers have high exposure to AI-driven digital capabilities in all categories. Personalized content feeds have high exposure of 47.5% and 58.5% respondents report high exposure to push notifications, so it is the most conspicuous AI-driven feature. A significant high exposure rate of 43.0 is also registered by algorithm-based recommendation. Comparatively, small doses are not very high and they lie within the range of 12.0 to 21.0. The results imply that teenagers are extensively exposed to AI-powered virtual

space, where personalization and constant notifications can strengthen the habitual smartphone use and create more susceptibility to nomophobia.

4.3. Level of Nomophobia among Adolescents

This section puts emphasis on the degree of nomophobia among adolescents demonstrating that the majority of them are relatively moderate to severe nomophobic implying significant psychological addiction to smart phones and heightened anxiety due to separation with mobile phones. Table 3 displays a breakdown of the adolescents based on the levels of their nomophobia measured using the Nomophobia Questionnaire (NMP-Q). The scores are categorized into three mild, moderate, and severe to classify the respondents into three categories and to be able to provide a clear assessment of the levels of fear and anxiety towards the separation of the mobile phone in the adolescent population.

Table 3: Distribution of Nomophobia Levels Based on NMP-Q Scores

Nomophobia Level	Frequency
Mild	46
Moderate	94
Severe	60
Total	200

The findings indicate that there are 94 adolescents who stand under the moderate nomophobia and this is the most significant group followed by 60 adolescents with severe nomophobia and 46 adolescents with mild nomophobia. Such distribution is a sign that a significant majority of adolescents have moderate and severe nomophobia, which is a high level of psychological dependence on smartphones. The findings of the higher rates of nomophobia imply that the constant interaction with AI-based digital space can lead to an increase in anxiety and unease linked to the absence of a mobile phone in adolescents.

The percentage-based descriptive statistics of nomophobia levels in the teenagers, in accordance with their scores on the Nomophobia Questionnaire (NMP-Q), are shown in Figure 3. The number assigns the respondents a mild, moderate and severe category of nomophobia, which offers a graphical summary of the presence of fear and anxiety associated with the use of the mobile phone in the research sample.

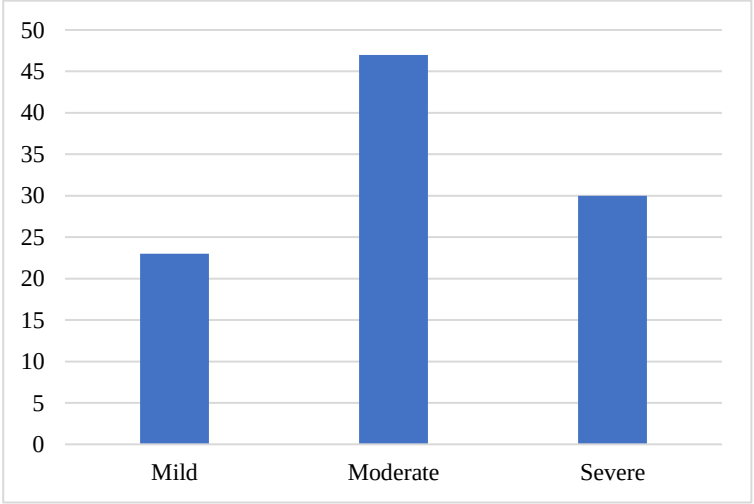

Figure 3: Graphical Representation of Percentage in Distribution of Nomophobia Levels Based on NMP-Q Scores

The percentage shows that 47.0 percent of individuals at the adolescence stage are moderate nomophobes, which accounts to the greatest percentage, 30.0 percent are severe nomophobes, and 23.0 percent are mild nomophobes. These results show that the percentage of adolescents having moderate to high levels of nomophobia is quite large and indicates a high level of psychological attachment to smartphones. The moderate and severe rates of nomophobia can possibly be associated with the over-involvement of AI-based digital environments, which promote the continuity of connectivity and the dependence on mobile devices.

4.4. Relationship between AI Exposure and Nomophobia

The section explores the relationship between the exposure of adolescents to AI-powered digital settings and their nomophobia. The results indicate that there is a positive relationship that is very strong and statistically significant thus the more the interaction with the AI-based functions is personalization and high frequency of notifications the more is the smartphone dependence and anxiety over mobile phone separation among adolescents. Table 4 brings the findings of the correlation analysis performed to test the interconnection between the exposure of adolescents to AI-based digital environments and their nomophobia levels. The correlation coefficient, r, and the level of statistical significance by defining the degree and direction of the association between the two variables are reported in the table giving a quantitative measure of the strength and direction of the association.

Table 4: Correlation between AI Exposure and Nomophobia Levels

Variable	Correlation Coefficient (r)	Significance (p-value)
AI Exposure & Nomophobia	0.68	< 0.01

The results indicate that AI exposure was strongly positively correlated with levels of nomophobia where the correlation coefficient was found to be $r = 0.68$ which is considered significant at $p < 0.01$. This shows that the more exposure an adolescent is exposed to AI-driven digital features the more the higher the level of nomophobia is. The statistically significant outcome proves that AI-based personalization, frequent notifications, and engagement based on the algorithm contribute significantly to the strengthening of smartphone addiction and anxiety associated with the separation and loss of the mobile phone.

5. CONCLUSION

The present research has also concluded that AI-based digital space plays a major role in the formation of adolescent's smartphone usage behaviours as well as the development of nomophobia. The results showed the high rates of exposure to AI-based functions like customized content feeds, push notifications, and suggestions based on algorithms, as well as excessive daily screen time in adolescents. The number of those who were moderate to severely nomophobic (high psychological addiction to mobile devices) was significant. The positive link between nomophobia and AI exposure had a statistically significant significance to affirm that mobile phone separation anxiety was increased by continuous personalization and engagement-driven digital design. In general, the paper emphasized the fact that although AI-based technologies contribute to improving connectivity and accessibility, their uncontrolled and excessive utilization is significantly threatening to the mental health of adolescents. It mentioned that there should be digital literacy efforts, educational and parental support, ethical AI design, and balanced digital use to reduce the effects of nomophobic behaviour and support less-adverse digital behaviours in adolescents.

REFERENCES

1. *Al Ali, N., & Matarneh, S. (2024). Exploring the role of smartphone use and demographic factors in predicting nomophobia among university students in Jordan. International Journal of Adolescence and Youth, 29(1), 2302400.*

2. *Alodhialah, A. M., Almutairi, A. A., & Almutairi, M. T. (2025). Assessment of Knowledge and Outcomes of Nomophobia Among Students at a Selected Degree College in Riyadh. Risk Management and Healthcare Policy, 667-678.*

3. *Caba-Machado, V., Machimbarrena, J. M., Díaz-López, A., Sevilla-Fernández, D., Pérez-Sancho, C., & González-Cabrera, J. (2024). Nomophobia questionnaire short-form: psychometric properties and longitudinal association with anxiety, stress, and depression in adolescents. International Journal of Human–Computer Interaction, 40(17), 4585-4595.*

4. *Hessari, H., Busch, P., & Smith, S. (2025). Tackling nomophobia: the influence of support systems and organizational practices. Psychology, Health & Medicine, 30(3), 572-601.*

5. *Jahrami, H., Fekih Romdhane, F., Pandi-Perumal, S. R., BaHammam, A. S., & Vitiello, M. V. (2024). Global research evidence on nomophobia during 2008-2022: a bibliometric analysis and review. Psychology, Health & Medicine, 29(5), 889-904.*

6. *Jiménez-Jiménez, V., Chivite-Cebolla, C., Jódar, R., López, E. P., Conejo-Pérez, M. N., & Sánchez-Martínez, M. (2025). Mapping Severe Child Nomophobia with Hierarchical Clustering and ROC. Psychology Research and Behavior Management, 1883-1892.*

7. *Karagöz, Y., Filiz, M., Karaşin, Y., & Kuzgun, Ş. (2025). Nomophobia and netlessphobia: implicatıons for psychologıcal resilience and happiness.* British Journal of Guidance & Counselling, *1-16.*

8. *Maftei, A., & Pătrăușanu, A. M. (2024). Digital reflections: narcissism, stress, social media addiction, and nomophobia. The Journal of psychology, 158(2), 147-160.*

9. *Nandita, K. B., & Rajan, S. K. (2025). Finding balance in a digital world: Equanimity as a predictor of nomophobia. Journal of Human Behavior in the Social Environment, 35(6), 955-965.*

10. *Ohu, F. C., & Jones, L. A. (2025). An Examination of Digital Validation-Seeking Behaviours in Adolescents as Precursors to Romance Scamming. Scientia Moralitas, 10.*

11. *Padmavathy, R. D. (2023). AI In Nomophobia Detection: Leveraging Artificial Intelligence to Identify and Address Smartphone Dependency. EPRA International Journal of Multidisciplinary Research (IJMR), 9, 275-279.*

12. *Si, T., Sharma, A., Singh, A., & Khan, I. (2025, June). Trapped in the Mobile Screen: A Machine Learning Approach to Predict Nomophobia. In 2025 International Conference on Electronics, AI and Computing (EAIC) (pp. 1-5). IEEE.*

13. *Sui, A., Sui, W., & Irwin, J. (2024). Exploring the prevalence of nomophobia in a Canadian university: An environmental scan. Journal of American college Health, 72(4), 1176-1183.*

14. *Tung, S. E. H., Gan, W. Y., Poon, W. C., Lee, L. J., Ruckwongpatr, K., Kukreti, S., ... & Lin, C. Y. (2025). The mediating effect of nomophobia in the relationship between problematic social media use/problematic smartphone use and psychological distress among university students. Psychology, Health & Medicine, 1-17.*

15. *Yao, Y., & Yang, F. (2025). Governing Addictive Design Features in AI-Driven Platforms: Regulatory Challenges and Pathways for Protecting Adolescent Digital Wellbeing in China. Youth, 5(4), 122.*

******

AI AS A KNOWLEDGE-CREATION TOOL: INSIGHTS INTO INDUSTRY 4.0, INFRASTRUCTURE DEVELOPMENT, AND SUSTAINABILITY IN EMERGING MARKETS

Mr. Piyush Kumar
Assistant Professor
Department of Management
Vishveshwarya Group of Institutions
piyushkumar5698@gmail.com
Ms. Teena Singh
Assistant Professor
Department of Management
Vishveshwarya Group of Institutions
ts.singh670@gmail.com

ABSTRACT

In the era of the Fourth Industrial Revolution, artificial intelligence increasingly demonstrates its potential to generate tangible value, driven by large-scale data, advanced computational capabilities, and sophisticated algorithms. Framed as a research tool, this study examines how AI transforms knowledge creation to support the Sustainable Development Goals (SDGs), with a focus on poverty reduction (SDG 1) and the development of industry, innovation, and infrastructure (SDG 9) in emerging economies. Using content analysis, the findings show that artificial intelligence plays a crucial role in advancing sustainable development by enhancing data-driven insights, improving the reliability and efficiency of vital infrastructure such as transportation systems, and enabling informed decision-making that supports economic growth. The study emphasises that AI-driven research tools aid poverty reduction through better poverty mapping, data collection, and analysis, while also revolutionizing agriculture, education, and finance by promoting financial inclusion. Additionally, artificial intelligence fosters inclusive knowledge creation in education and finance, allowing previously marginalized populations to participate more fully in the mainstream economy. The study concludes that increased investment in artificial intelligence and AI- based research is vital for governments in emerging economies to accelerate innovation, strengthen infrastructure, and effectively achieve key Sustainable Development Goals.

Keywords: *artificial intelligence; Industry 4.0; innovation; infrastructure development; Sustainability; Knowledge-Creation tool*

1. INTRODUCTION

Industry 4.0, also known as the fourth industrial revolution (4IR), is gaining significant attention, especially regarding its potential impacts on humanity [1]. Schwab [1] argues that

4IR will transform the way people live, work, and how economies and governance function. It is believed that industrial revolutions date back to the 17th century, with Britain playing a key role in what became known as the first industrial revolution [2,3]. The term "industrial revolution" can be defined as an economic upheaval that caused a shift in people's livelihoods from rural, agrarian settings to urban environments [3]. According to Blinov [2], before Britain led the first industrial revolution, economic activities were limited, resulting in widespread poverty, with people depending on small farms for sustenance, which made life difficult for the average person [4]. During this period, production was primarily for personal use, using basic hand tools, and was mostly home-based [3,4]. The first industrial revolution marked the transition from animal power to steam engines, representing a move from agrarian lifestyles to industrialization, where specialized machinery was used, beginning in Britain at the start of the 18th century [5]. The steam engine allowed the mechanization of manufacturing and services, driving social change as urbanization increased [5]. Products such as textiles, iron rail transport, and coal became widespread during this revolution. Conversely, the second industrial revolution was characterised by the rise of the electricity, steel, and petroleum industries, along with other scientific advancements that enabled mass production [6,7].

In the 1950s, the third industrial revolution was initiated by the advent of computers and digital technology, which enabled automation in the manufacturing industry. Despite causing disruptions in sectors like banking, energy, and communications, these innovations also paved the way for advancements in space research and biotechnology, offering new opportunities to those impacted by the changes, as noted by Ooi et al. [7]. Scholars such as Schwab [6], Ooi et al. [7] (2018), and Radziwill [8] 2018 assert that we are now experiencing the fourth industrial revolution, or Industry 4.0. This new era builds upon the foundations laid by the previous three industrial revolutions. Schwab [6] describes Industry 4.0 as a transformative period for nations worldwide, prompting them to prepare for its effects on humanity, economies, and businesses. Although literature on Industry 4.0's societal impact is growing, there is still limited research on how AI influences poverty reduction, infrastructure development, and the achievement of the SDGs [8–10]. Historically, each industrial revolution has forced society to adapt, transitioning from rural, agricultural communities to urban, industrial, and eventually post-industrial societies, which grappled with the decline of traditional industries and employment sources [2]. Scholars also suggest that the 4IR will not only lead to job losses but will also alter the delivery of public and private goods and services [3,11]. In a study on AI's value in agriculture, Smith [12] highlighted that AI is beginning to fulfill its potential due to the availability of relevant data, computational power, and algorithms. Smith [12] further argued that AI can enhance agricultural productivity by improving disease detection and measurement precision on farms. Eli-Chukwu [13] also demonstrated AI's significant role in addressing challenges in the agricultural sector, particularly in helping farmers maximize yields. Consequently, this study aims to explore AI's impact on achieving the SDGs, focusing specifically on poverty reduction (goal one) and industry, innovation, and infrastructure development (goal nine) in emerging economies.

The Industry 4.0 the Fourth Industrial Revolution

Industry 4.0 stands out distinctly when compared to earlier Industrial Revolutions [1]. Schwab [6] highlights that Industry 4.0 differs significantly from the previous three industrial revolutions in terms of its scale, scope, complexity, and transformative nature, making it unlike any other revolution. Schwab [6] contends that this revolution will be unprecedented for humanity, as it represents a completely new revolution rather than a mere continuation of the previous one [6,10]. One of the primary distinctions of Industry 4.0 from past revolutions is the generation of information, where individuals can create new information and knowledge through data mining [6,10]. This is facilitated by the widespread connectivity of people through mobile devices with powerful processing capabilities, ample storage, and limitless access to information [14,15]. Consequently, the ongoing accumulation and analysis of data are enhancing machine intelligence. Another factor that sets Industry 4.0 apart from other industrial revolutions is that it involves not only significant technological advancements but also a transformation of existing production relationships [16,17]. Industry 4.0 enables the manufacturing sector to align with the information age by facilitating communication at every stage of production. Some scholars also suggest that Industry 4.0 is introducing new economic models in various sectors, such as the sharing economy, where services like transportation, toys, and sports equipment are shared [15,18]. Conversely, some researchers argue that Industry 4.0 may exacerbate inequality by disrupting labor markets. The increasing automation, use of robots, and computers are expected to replace jobs in many industries, with the most concerning aspect being the potential disappearance of low-skill/low-pay jobs, which could pose significant challenges for the economically disadvantaged and lead to heightened social tensions [10,19]. However, Schwab [6] notes that inequality is not unique to Industry 4.0; historically, all previous revolutions began with significant inequality, followed by periods of political and institutional change. Nonetheless, the most alarming aspect of Industry 4.0 is not just the shift of labor from one sector to another but the replacement of human labor by robots and computers, effectively taking over people's jobs [1,6]. Additionally, the technological revolution will impact material and ideological aspects, as new devices and systems reshape human culture. Figure 1 below illustrates the progression of the four industrial revolutions from the first to the current one.

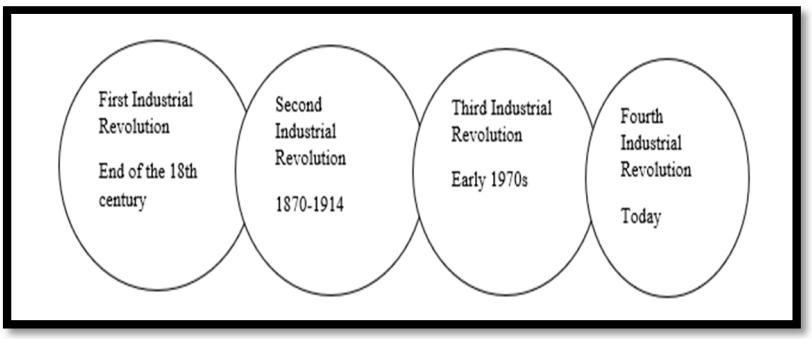

Figure 1. The Four Industrial Revolutions. Source: [9,20].

The diagram above illustrates the progression of the four industrial revolutions, beginning with the first and leading up to the current one. The initial industrial revolution emerged in the late 1700s, succeeded by the second industrial revolution, which spanned from 1870 to 1914. The third industrial revolution took place in the early 1970s. Presently, we are experiencing the fourth industrial revolution, characterized by the influence of various technologies such as AI, robotics, blockchain, and distributed ledger technology, among others.

2. Literature Review

2.1. A Brief History and Definition of AI

The concept of artificial intelligence (AI) was initiated in 1955 by John McCarthy, who proposed that machines could replicate all facets of learning and intelligence [8,20]. Conversely, Haenlein and Kaplan [21] noted that while pinpointing AI's origins is challenging, its roots can be traced back to the 1940s, particularly 1942, when American science fiction writer Isaac Asimov released his short story "Runaround," which featured a robot created by engineers. The term "Artificial Intelligence" was officially introduced in 1956 by Marvin Minsky and John McCarthy, a computer scientist at Stanford. AI is defined as "the study of intelligent problem-solving behavior and the development of intelligent computer systems. Essentially, AI refers to the processes in machines that would require intelligence if executed by humans" [20]. According to Wisskirchen et al. [20], AI is categorized into two types: weak AI and strong AI. Weak AI involves "the computer serving as a tool for exploring cognitive processes, simulating intelligence." In contrast, strong AI involves "processes where computers engage in intellectual, self-learning activities. With appropriate software/programming, computers can comprehend and enhance their behavior based on past actions and experiences" [20]. Strong AI also includes automatic networking with other machines, resulting in a significant scaling effect [22]. The most prominent economic fields of AI include deep learning, robotization, dematerialization, the gig economy, and autonomous vehicles, among others [20]. Benko and Sik Lányi [23] suggest that despite decades of study, AI remains one of the most complex and elusive topics in computer science due to its vast and ambiguous nature. AI is believed to encompass everything from machines capable of thinking to search algorithms used in board games. In essence, AI is implied to have applications in nearly every way humans utilize computers in society, including subtle uses like analyzing purchase histories and influencing marketing strategies [23]. Buchanan [22] points out that robots have long been associated with the public's perception of intelligent computers, but early robotics focused more on mechanical engineering than intelligent control. However, AI has empowered robots to become more effective tools for testing ideas about intelligent behavior worldwide. Nonetheless, it is argued that AI is not solely about robots; it also involves understanding the essence of intelligent thought and action using computers as experimental tools [22].

2.2. The Theoretical Definitions of Poverty

Historically, poverty has been understood primarily through an economic lens, but contemporary scholars are increasingly recognizing it as a multidimensional phenomenon encompassing factors such as political participation and social exclusion [24] (Davis and Sanchez-Martinez, 2014). This reflects the understanding that poverty results from multiple

interconnected factors rather than a single cause. The United Nations (UN) distinguishes between two forms of poverty: absolute and overall poverty. Absolute poverty refers to the deprivation of fundamental human needs including food, healthcare, housing, clean water, sanitation, education, and access to information [25,26]. Thus, poverty stems from various factors beyond just income [26]. Overall poverty describes circumstances in which individuals lack access to income and productive resources. It is characterized by, though not limited to, "hunger and malnutrition, ill-health, inability to access education, a rise in morbidity and mortality from illness, shortage of housing, unsafe environments, social exclusion and discrimination" [24]. Additionally, overall poverty "involves a lack of participation in decision making in civil, social and cultural life" [27].

The UN further developed the multidimensional poverty index as an additional framework for understanding poverty [26]. This 2010 UN definition incorporates multiple dimensions including education, health, living standards, and other variables. In 2013, the Joseph Rowntree Foundation (JRF) characterized poverty as a state in which individuals' material resources are insufficient to meet minimum needs, including those related to social participation [26,28] (Mhlanga, 2020b, Mhlanga, and Ndhlovu). The World Bank emphasizes individual consumption and income as key determinants of poverty, particularly when individuals fall below a specified income or consumption threshold known as the poverty datum line [26]. Drawing from these diverse conceptualizations of poverty, this study will examine how AI can impact poverty across multiple dimensions.

2.3. Poverty Statistics in The World

The global fight against poverty persists, with progress being slow despite a decrease in extreme poverty levels. In 2015, the percentage of people living in extreme poverty dropped to 10%, down from 16% in 2010 and 36% in 1990 [29,30] (Guterres, 2019; World Bank, 2019). However, current statistics suggest that the world is unlikely to meet the 2030 goal of eradicating extreme poverty [30]. Projections indicate that 6% of the world's population will still live in extreme poverty in 2030, missing the target [29] (Guterres, 2019; World Bank, 2019). Those in extreme poverty often experience ongoing deprivation, often worsened by violent conflicts and disaster risks. Experts emphasise that robust social protection systems and significant government investments in essential services are vital to lifting people out of poverty, though these services require further expansion and strengthening

[29] (Guterres, 2019). In 2018, Guterres reports that despite having jobs, 8% of households remained in extreme poverty. The situation is particularly severe in Sub-Saharan Africa, where about 38% of the working poor were living in poverty that same year [29].

The World Bank also confirmed that poverty remains most concentrated in Sub-Saharan Africa. In 2019, the World Bank reported that, despite a global decline in poverty rates, progress was uneven [30]. Estimates indicate that over half of the world's extremely poor live in Sub-Saharan Africa, with 413 million people surviving on less than $1.90 daily. In 2015, the number of impoverished households in the region rose by 9 million, surpassing the total in all other regions combined [26, 30]. If current trends continue, Sub-Saharan Africa could account for nearly 90% of the world's extreme poor by 2030 [31]. A significant portion of these impoverished individuals reside in rural areas. According to the World Bank, most are under 18, work in agriculture, and have limited education [30, 32].

2.4. Empirical Literature Review

The topic of AI and poverty is relatively recent, as there is still limited empirical research on AI's impact on poverty. Smith [12], in a study exploring AI's value in agriculture, argued that AI is beginning to fulfil its promises of delivering tangible benefits, thanks to the availability of relevant data, computational power, and algorithms. The study predicted that AI could significantly enhance agricultural productivity over the next decade by improving disease detection and measurement accuracy. It also found that robotics and automation could reduce the need for human decision-making, boost farm efficiency, and improve farm health. Additionally, AI enables farmers to better utilise information distributed across supply chains, including farm data.

Dharmaraj and Vijayanand [33] conducted research suggesting that with the global population projected to grow by 2 billion by 2050, artificial intelligence becomes essential for enhancing agricultural efficiency. They further noted that implementing AI or machine intelligence throughout agriculture represents a fundamental transformation in modern farming methods. Their research emphasized that AI-driven agricultural solutions frequently allow farmers to achieve greater output with fewer resources, improving product quality while accelerating market entry and optimizing go-to-market (GTM) strategies for their crops.

Vincent et al. [34] similarly contended that while global population is anticipated to rise by 2 billion by 2050, cultivable land will expand by merely 5%. Consequently, intelligent and efficient agricultural methods utilizing AI and machine learning are essential for boosting agricultural output. Their research underscored that evaluating land suitability represents one of several vital factors influencing agricultural advancement. Therefore, AI plays a significant role in farming as an approach for gathering and analyzing data via wireless sensor networks. The emergence of wireless sensor networks has facilitated the creation of affordable sensor devices integrated with the Internet of Things (IoT), serving as effective instruments for agricultural automation and decision-making. Vincent et al. [34] posited that combining sensor networks with AI technologies such as neural networks and Multi-Layer Perceptron (MLP) can facilitate the evaluation of land appropriateness for farming activities.

According to a different research by Eli-Chukwu [13], the agriculture industry has clearly seen the use of AI. According to Eli-Chukwu [13] in the study, AI is essential for resolving some of the issues facing the agriculture industry as they work to increase yields. AI can play a crucial role in addressing a number of issues facing the agriculture industry, including ensuring appropriate soil treatment, controlling disease and pest infestations, meeting big data requirements, addressing low output issues, and closing the knowledge gap between farmers and technology. Because AI is flexible, accurate, high-performing, and cost-effective, it can assist address some of these issues in agriculture, according to Eli-Chukwu [13].

Zavadskaya [35] explored the use of AI in finance, focusing on areas such as portfolio management, bankruptcy prediction, credit rating, exchange rate forecasting, and trading. The primary aim of the research was to assess stock market predictions and determine if Artificial Neural Networks (ANN), as representatives of AI, could provide investors with more precise forecasting outcomes. Zavadskaya [35] found that ANN outperformed many other models in predicting results for investors. The study also highlighted that integrating AI with big data concepts, like using Google Trends searches to gauge market sentiment, is beneficial for modeling returns. Cossy- Gantner et al. [36] noted that AI has been evolving over the past 60

years, with various applications being implemented in high-income countries, while its adoption in poorer nations remains a significant challenge. They further argued that despite the difficulties AI faces in low-income countries, it holds great potential for transforming healthcare in these regions.

Zavadskaya [35] explored the use of AI in finance, focusing on areas such as portfolio management, bankruptcy prediction, credit rating, exchange rate forecasting, and trading. The primary aim of the research was to assess stock market predictions and determine if Artificial Neural Networks (ANN), as representatives of AI, could provide investors with more precise forecasting outcomes. Zavadskaya [35] found that ANN outperformed many other models in predicting results for investors. The study also highlighted the value of integrating AI with big data concepts, using Google Trends search as an indicator of market sentiment, in modeling returns. Cossy- Gantner et al. [36] noted that AI has been evolving over the past 60 years, with various applications being implemented in high-income countries, while its use in low-income countries remains a significant challenge. They further argued that despite the difficulties in applying AI in poorer nations, it holds great potential for transforming healthcare in these regions.

Additionally, How et al. [40] developed a research to evaluate a human-centric, no-coding AI-based technique in the analysis or prediction of the financial products' intentions. According to How et al. [40], in order to successfully help underprivileged populations, financial service providers need to comprehend their characteristics and behaviours. According to How et al. [40], using AI on historical data is essential for helping financial service companies predict how potential clients would react when presented with offerings. According to a research by How et al. [40], financial inclusion driven by AI is a crucial component in reducing poverty; nevertheless, financial service providers that lack the computer programming skills necessary to execute AI projects continue to face difficulties.

3. Research Methodology

The study conducted secondary research to explore AI's impact on achieving SDGs, focusing on poverty reduction (goal one) and industry, innovation, and infrastructure development (goal 9) in emerging economies. To assess AI's influence on SDGs objectively, researchers used unobtrusive research methods, which Elo et al. [41] define as data collection techniques that do not interfere with subjects under investigation, mainly because these methods are non-intrusive [42]. The study employed content analysis, a technique that examines texts, media, or physical items to identify the presence of specific words, themes, or concepts within qualitative data. This method enabled the researchers to quantify and interpret the significance and relationships of these elements, forming the basis for the study's conclusions. Data sources included government reports, international statistics, media articles, peer- reviewed journal papers, and books, all critically reviewed to inform the discussion. A key limitation is that some official complex data, peer-reviewed articles, and books on AI's role in poverty, innovation, infrastructure, and sustainable development are still emerging. Nevertheless, the author utilised information available from scholars, private organizations, and governments. The advantage of content analysis lies in its non-invasive approach to studying social phenomena [42]. It includes three main approaches: conventional, directed, and summative. According to Elo et al. [41], these approaches facilitate interpreting meaning from text data within a naturalistic paradigm. This study primarily employed summative content analysis, which involves

counting and comparing keywords, interpreting their context, and understanding the underlying meaning [42].

3.1. Discussion of the Impact of AI on Poverty, Innovation, and Infrastructure Development

The Sustainable Development Goals (SDGs) can be achieved in large part because to AI technology. Goal 1 of the Sustainable Development Goals is to eradicate poverty in all of its forms, while Goal 9 is to promote industry, innovation, and infrastructure development. This study is evaluating the effect of AI on poverty.

3.2. The Role of AI in Industry, Innovation, and Infrastructure Development

A key factor in economic growth and development is investing in infrastructure and innovation [43]. Over half of the global population now lives in cities, making advancements in mass transportation and renewable energy essential [44]. Conde and Twinn [44] further argue that rapid urban population growth emphasises the importance of developing new industries, as well as expanding information and communication technologies (ICT) and AI. A persistent challenge remains: over 4 billion people lack internet access, with more than 90% residing in the developing world [45]. Bridging this digital gap requires extensive infrastructure development, increased access to information and knowledge, and promoting innovation and entrepreneurship fueled by AI [45]. Additionally, approximately 2.3 billion people worldwide cannot access basic sanitation due to infrastructural issues, which reduce business productivity in many low-income African countries by about 40% [46]. The United Nations reports that around 2.6 billion people in developing nations lack reliable electricity, while the renewable energy sector employs over 2.3 million people, a figure expected to reach 20 million by 2030 [47]. Another critical issue is that only roughly 30% of agricultural products in developing countries undergo industrial processing, compared to 98% in high-income nations [46,47].

Conde and Twinn highlight that AI is transforming the global economy, with estimates suggesting it could boost worldwide economic output by around 13 trillion dollars by 2030. In the transportation sector, the market for AI technologies related to transport has grown from $1.2 to 1.4 billion, with projections indicating it will reach between $3.1 and 3.5 billion by 2023—representing a 12 to 14.5% increase from 2017 to 2023. AI interventions can enhance multiple sectors, including transportation and agriculture, helping advance the Sustainable Development Goals (SDGs). The World Bank notes that AI's applications in transportation extend beyond autonomous vehicles to addressing safety issues for drivers and pedestrians. Road traffic accidents remain a significant health hazard, especially in developing countries. Conde and Twinn (2019) reported that road traffic- related deaths increased from 1.25 million in 2013 to 1.35 million in 2016, with most accidents occurring in low- income nations. Contributing factors include inadequate infrastructure, poor road conditions, vehicles lacking modern safety features, and human error.

According to one analysis by Conde and Twinn [44], over 90% of all traffic accidents in the European Union (EU) are caused by human error, speeding, distracted driving, and intoxicated driving. In the EU, these incidents claimed the lives of almost 25,000 individuals in 2017 alone. According to research, using AI in driverless cars can help cut traffic accidents by almost 90% in some wealthy countries by the year 2050. Upon activating self- driving systems, Tesla's

initial effort at autonomous vehicles cut accident rates by 40%. Although implementation in emerging countries may take a while, it is true that autonomous vehicles will have certain advantages. However, some analysts predict that by 2030, there will be one driverless car for every four.

AI significantly enhances infrastructure reliability, especially in transport, by improving the accuracy of forecasting arrival and departure times. The World Bank highlights this as a key enabler for the safe and efficient movement of goods and people. Companies like Uber and Lyft utilise AI to ensure reliable pickup and drop-off timings, which can be extended globally to improve public transport. For example, New York City-based Via licenses its technology to the Department of Education to design smart bus routes that increase transparency. Additionally, AI helps protect the environment by optimising routes to reduce unnecessary trips, thereby saving fuel and lowering greenhouse gas emissions- contributing to the 23% of global energy-related CO2 emissions from transportation. An eco-friendly AI application is truck platooning, where multiple trucks connect wirelessly to a lead truck, enabling closer, safer operation and greater fuel efficiency.

In emerging markets, several case studies highlight AI's role in enhancing industries and infrastructure. Many cities worldwide leverage AI to address traffic flow issues. For example, in India, Bengaluru's Siemens Mobility developed a monitoring system using AI-powered traffic cameras to assess traffic density. This data allows traffic lights to be adjusted in real time based on congestion levels. Another example is Alibaba in China, which launched City Brain to improve traffic efficiency and reduce congestion by analysing data from traffic lights, CCTV cameras, and video recognition systems for better traffic management. Additionally, China Post and Deppon Express are utilising AI driving technology from Fabu to deploy autonomous trucks. These trucks, tested successfully, have reached Level 4 autonomy, meaning they can operate independently under certain conditions.

Drones exemplify a typical use of AI, particularly in regions with limited infrastructure, such as Sub-Saharan Africa, where they are applied in healthcare. Rwanda stands out as a prime example, having initiated a commercial drone delivery service. These drones are responsible for transporting medical supplies, such as blood. For example, the U.S. startup Zipline teamed up with the Rwandan government to establish the first commercial drone delivery system, allowing for quicker delivery of medical supplies compared to conventional road transportation. Another illustration is Sichuan Tengden Technology from China, which designed a drone capable of carrying 20 tons of cargo and traveling distances of up to 7500 km. In addition to drones, numerous countries are working on innovative airports that integrate smart navigation, facial recognition, and big data analysis to develop a paperless and more streamlined travel experience.

3.3. Poverty Mapping and Poverty Data Collection

The World Bank estimates that 736 million people worldwide live in extreme poverty, with half of them residing in five countries: India, Nigeria, the Democratic Republic of Congo, Ethiopia, and Bangladesh. Both the World Bank and the UN rely heavily on research and data to track progress toward this goal [48]. In their study, Strusani and Houngbonon [43] noted that AI technologies are developing new, efficient methods for monitoring and assessing development initiatives aimed at assisting the poor and vulnerable populations. A key challenge for emerging economies is the lack of essential data needed to refine these

interventions [43] (Strusani and Houngbonon, 2019b). AI now has the capacity to utilise unstructured data- including images, texts, and audio- to generate the information necessary to improve development outcomes. The Decentralized AI Alliance in 2020 reported that poverty itself hampers data collection efforts. They emphasised that knowing the location of impoverished or needy populations is fundamental to ending poverty in all its forms worldwide [49]. Many countries are not collecting sufficient data or expanding traditional household surveys to identify the poor and their locations, largely because these surveys are costly for many nations [49].

AI can facilitate this process. A recent study at Stanford University employs satellite images as an alternative method to map poverty [50]. The research focused on five African countries: Nigeria, Tanzania, Uganda, Malawi, and Rwanda. Social scientists and computer experts collaborated to use high-resolution satellites to identify poverty levels through image analysis. To validate the study's predictions, the researchers compared their findings with accurate survey data [50]. AI can effectively map poverty by combining detailed satellite imagery with advanced machine learning algorithms to assess the economic status of specific locations worldwide. It can also provide valuable data such as distances to water sources, urban markets, agricultural fields, and other critical variables used in poverty measurement [49], ultimately enhancing the accuracy and efficiency of poverty mapping.

The Qatar Computing Research Institute (QCRI), affiliated with Hamad Bin Khalifa University, collaborates with organizations like the World Bank and UN to address global issues such as poverty through AI [48]. QCRI developed the AI for Digital Response (AIDR) platform, which analyses data during disasters like Hurricane Dorian. This helps identify areas most in need of aid and determines the required response efforts [48]. The institute also works directly with relief agencies to develop technologies for big data analysis during disasters, aiding resource allocation [48]. Using machine learning, QCRI creates poverty maps from anonymous Facebook advertising data [48]. In India, machine learning has been applied to value-added tax data to better target firms for audits. AI has also been used to forecast travel demand after hurricanes and to identify regions at high risk of food insecurity, enabling more effective interventions.

3.4. The Impact of AI on Agriculture in Rural Areas

Poverty, as previously described, is a complex and multidimensional issue. It manifests through lack of income, education, social assistance, and food insecurity [49]. This problem is most common in rural areas where the majority of the poor live. According to the World Bank, agriculture is often the main livelihood in regions with high poverty rates [51]. Strusani and Houngbonon [43] noted that AI applications can help address the diverse challenges faced by those at the bottom of the income distribution, especially the bottom 40%. Although many poor individuals cannot afford AI-enabled devices, they can still benefit directly from AI services provided via mobile devices. For example, machine learning applications like Nuru have been used in Kenya, Mozambique, and Tanzania’s agricultural sectors. Nuru helps farmers identify leaf damage from photos sent to authorities, aiding in pest monitoring that threatens farm productivity and food security across East Africa.

AI's significance extends to the fact that data from mobile phones can strongly correlate with individuals' financial status, education level, and health. This enables mobile apps to offer services like microlending, personalized tutoring, health diagnosis, and medication advice. A key AI application is breaking literacy barriers among the poorest by using speech recognition

and speech-to-text features, especially when accessing text-based services. In remote rural areas far from cities, AI-driven image recognition can assist in assessing microinsurance claims from farmers. These AI tools help boost farmers' productivity, increasing their income and promoting food security. The Decentralized AI Alliance of 2020 also highlighted that AI can combat poverty by enhancing soil cultivation for crop production and improving livestock rearing, thus providing food and essential products. Additionally, AI-powered robots now aid in harvesting crops and predicting optimal farming methods.

Schmidt [50] also noted that AI, through robotics, is becoming a vital factor in combating world hunger. He believes progress is being made by organisations like Google and Stanford University's Sustainability and Artificial Intelligence Lab, which are developing AI applications in agriculture. These initiatives help improve farming by identifying plant diseases, predicting crop yields, and locating areas at risk of scarcity. An example is the FarmView programme from Carnegie Mellon University (CMU), designed to assist farmers in increasing food production with the same land area. This effort aims to address the urgent issue of population growth, with estimates predicting around 9.8 billion people by 2050, potentially intensifying food shortages. AI, combined with sensing and robotics technologies, can enhance farming techniques, plant breeding, and crop management [50]. Researchers utilise drones, robots, and stationary sensors to gather data and develop drought- and heat-resistant crops that can better survive in famine-affected regions [49,50]. Using AI and machine learning, researchers analyse data to identify factors that increase sorghum yields [49,50].

Another example of AI supporting agriculture is PlantMD, an application developed by high school students Shaza Mehdi and Nile Ravanell in Georgia, USA. This app helps farmers detect plant diseases [50] and was built using Google's open-source machine learning library, Tensorflow [50]. PlantMD was inspired by Nuru, an app created by a Penn State University research team called Plant Village, in collaboration with the International Institute of Tropical Agriculture. Nuru was designed to combat disease and pest susceptibility in cassava, a crop that feeds half a billion Africans daily [49,50]. Farmers often struggle to inspect and manage every crop, but AI and machine learning now enhance this process. "A machine learning model was trained using thousands of classified cassava images, and this model was transformed into an app that allows farmers to send images of their crops and receive information to identify and manage diseases" [49]. In this way, AI helps make African agriculture more sustainable, supporting food security. Similarly, Stanford University uses machine learning to analyse and predict soybean crop yields. It is also believed that satellite technology and machine learning can identify areas in developing and underdeveloped countries facing food insecurity. The next section discusses how AI can benefit education. These advancements are backed by researchers like Vincent et al. [34], who noted that by 2050, the world's population is expected to increase by 2 billion, while arable land will grow by only 5%. Hence, smart farming techniques powered by AI are crucial for boosting agricultural productivity. Eli-Chukwu [13] also highlighted that AI is increasingly applied in agriculture to address challenges like soil treatment, controlling diseases and pests, managing big data requirements, increasing crop yields, and bridging the knowledge gap between farmers and technology.

3.5. The Impact of AI on Education

Poverty often correlates with households' lack of access to formal education. The World Bank estimates that about 39% of the world's poorest individuals lack formal schooling. Main barriers include the high costs and limited capacity of higher education institutions, which often

have strict enrollment limits [52]. Artificial Intelligence (AI) can help improve educational access for poor children by employing techniques such as personalised learning algorithms that promote student interaction and tailor education to individual needs [49]. AI can identify each learner's specific requirements and accommodate them through various learning methods. In some cases, AI- powered chatbots serve as tutors, breaking down financial barriers for students in impoverished areas, thus addressing access and inequality. A study by Mhlanga and Moloi [18] showed that Industry 4.0 technologies supported learners during COVID-19 social distancing measures, allowing continuous education despite lockdowns. The study also noted that technology can expand access, especially through online education, where space is not a constraint. An example of AI in education is Eneza Education, a social enterprise that uses AI to tutor millions of rural students in Kenya, Ghana, and Côte d'Ivoire, significantly contributing to quality education [49]. This approach fosters inclusive, equitable learning opportunities and promotes lifelong learning for all [49,53]. Similarly, Chua and Valencia [54] highlighted AI's critical role in education during the COVID-19 pandemic lockdown, emphasising its potential while acknowledging that AI is unlikely to fully replace human educators in administration inclusion.

Reaching households that are not financially active—that is, those who are unable to access formal financial services that are intended to satisfy their needs—is thought to be possible through digital financial inclusion [8,55]. According to Mhlanga [8], women, young people, and the impoverished—particularly those living in rural areas—are the groups most excluded from the formal financial sector. According to Strusani and Houngbonon [43], AI is altering the cost of access to goods and services, altering how information is gathered, altering how goods are manufactured, and altering how people interact, all of which are technological disruptions to the conventional methods of lowering poverty and increasing shared prosperity. Strusani and Houngbonon

[43] continued by arguing that the problems of development are becoming more and more entwined with technology, and that utilizing the potential of technologies like artificial intelligence (AI) is becoming crucial to achieving the objectives of eradicating poverty and promoting shared prosperity.

It has been proven that developing market nations are starting to apply basic artificial intelligence (AI) to solve important development difficulties, particularly when it comes to providing financial services to the underserved and unserved population [43]. Emerging economies may now leverage AI solutions like credit scoring and targeted advertising thanks to significant advancements in fundamental machine learning algorithms and an increase in the number of people using technology. By using machine learning to forecast the likelihood of default for prospective borrowers, M-Shwari made it feasible to provide modest loans to 21 million Kenyans by the end of 2017.

AI is driving innovation in financial services by leveraging non-traditional data, such as address books, text messages, mobile money transaction data, and phone call records, as well as improved data processing and a significant expansion in credit availability. AI also lessens information asymmetry in situations where borrowers don't have credit history, such as first-time borrowers and those without bank accounts. AI is also lowering the cost of financial services by automating credit scoring, a procedure that was previously handled by human resources in conventional financial institutions. Large volumes of mobile phone data can be parsed using machine learning algorithms to provide users in emerging economies

with instantaneous credit scores. By incorporating credit history information, the scoring algorithm gets better after the user is presented with a loan offer. Offering microloans to f is one way that this strategy is being applied by Branch One of the fintech companies.

M-Pesa's success as one of the payment innovations that originated in Kenya [56] contributed to the rise in popularity of digital financial inclusion in Africa. The largest mobile phone provider in Kenya, Safaricom, launched M-Pesa, a mobile banking service that enables users to store and transfer money using their phones, in 2007. Digital financial inclusion, which encompasses digital investment, payments, and investment, is seen as more than just payment innovations in Asian nations such as China [56,57]. The capacity of digital finance to leverage information and communication technology (ICT) to expand the scope and utilization of financial services by the underprivileged and those shut out of the official financial market is what makes it so significant [8,58]. Financial inclusion became digital with the introduction of ICT and AI, enabling vulnerable populations to obtain financing [59]. Mhlanga [8] concurs with Wang and He [56] that there must be a successful business.

Numerous online services and products offer a wealth of information to users that would otherwise be unavailable without digital platforms. Peric noted that one of the advantages of digital financial inclusion is granting access to formal financial services for individuals who were previously excluded from financial systems. Another advantage is that digital financial inclusion contributes to safeguarding the disposable incomes of households, as digital financial services and products are typically available at a lower cost for both customers and service providers. The use of AI enables customers to conduct transactions in irregular small amounts, helping them manage their fluctuating incomes. Additionally, digital financial services help mitigate the risks of loss, theft, and other financial crimes associated with cash-based transactions.

4. Conclusion

Industry 4.0 is attracting significant attention for its potential impact on humanity, including how people live, work, and govern. This study examined AI's role in achieving the Sustainable Development Goals (SDGs), especially in reducing poverty, and advancing industry, innovation, and infrastructure in emerging economies. Content analysis showed that AI strongly influences SDG progress- particularly poverty reduction- through data collection via poverty maps, transforming agriculture, education, and financial sectors via digital inclusion. AI also enables researchers to use satellite imagery to identify areas with high poverty concentrations, improving targeted interventions. Additionally, AI tools like Google and Stanford’s Sustainability and Artificial Intelligence Lab are developing agricultural solutions such as disease detection, yield prediction, and identifying scarcity- prone zones. In education, AI enhances learning through customised techniques that encourage student interaction. It also supports infrastructure development, increases access to information, and fosters innovation and entrepreneurship. Furthermore, AI improves the reliability of transport infrastructures, facilitating economic growth- since infrastructure and innovation are critical to development. The study recommends that governments, development agencies, and other organizations prioritise investing in AI, scaling its use to unlock its full benefits.

The primary limitation of the current study is that some of the official complex hard data and peer-reviewed journal articles and books on the impact of AI on poverty, innovation, infrastructure development, and sustainable development are still being developed. The study primarily concentrated on the impact of AI on the attainment of SDGs with a direct focus on poverty reduction, goal 1, industry, innovation, and infrastructure development, goal 9, in emerging economies. Future research on the distinctions in the impact of AI on SDGs in advanced and emerging nations in the context of the Industry 4.0 debate will be intriguing.

REFERENCES

1. Schwab, K. The Fourth Industrial Revolution. What It Means and How to Respond? 2016. Available online: https://www.weforum. org/agenda/2016/01/the-fourth-industrial-revolution-what-it- means-and-how-to-respond/ (accessed on 28 June 2020).
2. Blinov, S. Causes of the British Industrial Revolution; Munich Personal RePEc Archive: Munich, Germany, 2014.
3. Dunga, H. The Impact of Technological Revolution on Poverty: A Case of South Africa; IDEAS, 2019. Available online: Ideas.repec.org (accessed on 20 January 2021).
4. Allen, R.C. Explaining the British Industrial Revolution from the Perspective of Global Wage and Price History, helsinki.fi. 2006. Available online: http://www.helsinki.fi/iehc2006/papers2/Allen52.pdf (accessed on 17 July 2020).
5. Crafts, N.F.R. The First Industrial Revolution: A Guided Tour for Growth Economists. Am. Econ. Rev. 1996, 86, 197–201.
6. Schwab, K. The Fourth Industrial Revolution. 2016. Available online: https://law.unimelb.edu.au/data/assets/pdf_file/0005/3385454/Schwab-The_Fourth_Industrial_Revolution_Klaus_S.pdf (accessed on 28 June 2020).
7. Ooi, K.B.; Lee, V.H.; Tan, G.H.W.; Hew, T.S.; Hew, J.J. Cloud computing in manufacturing: The next industrial revolution in Malaysia? Expert Syst. Appl. 2018, 93, 376–394.
8. Mhlanga, D. Industry 4.0 in finance: The impact of artificial intelligence (ai) on digital financial inclusion. Int. J. Financ. Stud. 2020, 8, 45.
9. Deloitte. The Fourth Industrial Revolution Is Here Are South African Executives Ready? 2018. Available online: https://www2.deloitte.com/za/en/pages/about-deloitte/articles/gx- preparing-tomorrow-workforce-for-the-fourth- industrial-revolution.html (accessed on 15 October 2020).
10. Berce, P. The fourth industrial revolution. Acad. J. Manuf. Eng. 2016, 5.
11. Radziwill, N. The Fourth Industrial Revolution: Klaus Schwab; World Economic Forum: Geneva, Switzerland, 2016.
12. Smith, M.J. Getting value from artificial intelligence in agriculture. Anim. Prod. Sci. 2020, 60, 46.
13. Eli-Chukwu, N.C. Applications of Artificial Intelligence in Agriculture: A Review. Eng. Technol. Appl. Sci. Res. 2019, 9, 4377–4383.
14. Banwari, V. Fourth Industrial Revolution: Role of Education and Government. Int. J. Res. Eng. 2018, 8, 47–51.
15. Kravchenko, A.; Kyzymenko, I. The Fourth Industrial Revolution: New Paradigm of Society Development or Posthumanist Manifesto. Philos. Cosmol. 2019, 22, 120–128.
16. Brown-Martin, G. Education & the Fourth Industrial Revolution. In Proceedings of the 4th Industrial Revolution and its Impact on Education (ICERI), Seville, Spain, 1 August 2018; p. 7270.

17. Soh, C.; Connolly, D. New Frontiers of Profit and Risk: The Fourth Industrial Revolution's Impact on Business and Human Rights. New Political Econ. 2020.
18. Mhlanga, D.; Moloi, T. COVID-19 and the Digital Transformation of Education: What Are We Learning on 4IR in South Africa? Educ. Sci. 2020, 10, 180.
19. Davis, N. What Is the Fourth Industrial Revolution? World Economic Forum, World Economic Forum. 2016. Available online: https://www.weforum.org/agenda/2016/01/what-is-the-fourth-industrial- revolution/ (accessed on 5 May 2020).
20. Wisskirchen, G.; Biacabe, B.T.; Bormann, U.; Muntz, A.; Niehaus, S.; Soler, G.J.; von Brauchhitsch, B. Artificial Intelligence and Robotics and Their Impact on the Workplace; IBA Global Employment Institute: London, UK, 2017; p. 120.
21. Haenlein, M.; Kaplan, A. A brief history of artificial intelligence: On the past, present, and future of artificial intelligence. Calif. Manag. Rev. 2019, 61, 5–14.
22. Buchanan, B.G.; Sarangi, S.; Armendariz, B.; Modruch, J. A (very) brief history of artificial intelligence. AI Mag. 2005, 26, 53–60.
23. Benko, A.; Sik Lányi, C. History of Artificial Intelligence, Encyclopedia of Information Science and Technology, 2nd ed.; IGI Global: Hershey, PA, USA, 2011; pp. 1759–1762.
24. Davis, P.; Sanchez-Martinez, M. Economic Theories of Poverty the Research. 2015. Available online: https://www.bl.uk/ britishlibrary/~{}/media/bl/global/social-welfare/pdfs/non- secure/e/c/o/economic-theories-of-poverty.pdf (accessed on 17 July 2020).
25. Davids, Y.D.; Gouws, A. Explaining Poverty: A Comparison between Perceptions and Conditions of Poverty in South Africa. 2010. Available online: http://scholar.sun.ac.za/handle/10019.1/5318 (accessed on 1 May 2020).
26. Mhlanga, D. Financial Inclusion and Poverty Reduction: Evidence from Small Scale Agricultural Sector in Manicaland Province of Zimbabwe. 2020. Available online: http://repository.nwu.ac.za/handle/10394/34615 (accessed on 1 August 2020).
27. Davis, P.; Sanchez-Martinez, M. A Review of the Economic Theories of Poverty. National Institute of Economic and Social Science. 2014. Available online: http://bura.brunel.ac.uk/handle/2438/10008 (accessed on 17 July 2020).
28. Mhlanga, D.; Ndhlovu, E. Socio-economic Implications of the COVID-19 for Smallholder Livelihoods in Zimbabwe. Preprints 2020.
29. Guterres, A. Report of the Secretary-General on SDG Progress 2019: Special Edition; United Nations Publications: Herndon, VA, USA, 2019; pp. 1–64. Available online: https://sustainabledevelopment.un.org/content/documents/24978Report_of_the_SG_on_ SDG_Progress_2019.pdf (accessed on 10 January 2021).
30. World Bank. Poverty Overview; World Bank: Washington, DC, USA, 2019.
31. Moffitt, R.A.; Danziger, S.H.; Haveman, R.H. Understanding Poverty. Ind. Labour Relat. Rev. 2019, 57, 469.
32. Mhlanga, D. Industry 4.0: The Challenges Associated with the Digital Transformation of Education in South Africa. In The Impacts of Digital Transformation; Aydın, O., Ed.; Efe Academy: I˙stanbul, Turkey, 2020; pp. 13–26; ISBN 978605-06499-1-8. e-ISBN: 978-605-06499-0-1344230555_.
33. Dharmaraj, V.; Vijayanand, C. Artificial Intelligence (AI) in Agriculture. Int. J. Curr. Microbiol. Appl. Sci. 2018, 7, 2122–2128.
34. Vincent, D.R.; Deepa, N.; Elavarasan, D.; Srinivasan, K.; Chauhdary, S.H.; Iwendi, C. Sensors drove ai-based agriculture recommendation model for assessing land suitability.

Sensors 2019, 19, 3667.
35. Zavadskaya, A. Artificial Intelligence in Finance: Forecasting Stock Market Returns Using Artificial Neural Networks; Hanken School of Economics: Helsinki, Finland, 2017; pp. 1–154.
36. Cossy-Gantner, A.; Germann, S.; Schwalbe, N.R.; Wahl, B. Artificial intelligence (AI) and global health: How can AI contribute to health in resource-poor settings? BMJ Glob. Health 2018, 3, 798.
37. Kliestik, T.; Nica, E.; Musa, H.; Poliak, M.; Mihai, E.A. Networked, smart, and responsive devices in Industry 4.0 manufacturing systems. Econ. Manag. Financ. Mark. 2020, 15, 23–29.
38. Peters, E.; Kliestik, T.; Musa, H.; Durana, P. Product decision-making information systems, real- time big data analytics, and deep learning-enabled smart process planning in sustainable Industry 4.0.

J. Self Gov. Manag. Econ. 2020, 8, 16–22.

39. Yigitcanlar, T.; Desouza, K.C.; Butler, L.; Roozkhosh, F. Contributions and Risks of Artificial Intelligence (AI) in Building Smarter Cities: Insights from a Systematic Review of the Literature. Energies 2020, 13, 1473.
40. How, M.-L.; Cheah, S.-M.; Khor, A.C.; Chan, Y.J. Artificial Intelligence-Enhanced Predictive Insights for Advancing Financial Inclusion: A Human-Centric AI-Thinking Approach. Big Data Cogn. Comput. 2020, 4, 8.
41. Elo, S.; Kääriäinen, M.; Kanste, O.; Pölkki, T.; Utriainen, K.; Kyngäs, H. Qualitative Content Analysis. SAGE Open 2014, 4.
42. Colorado State University. An Introduction to Content Analysis Writing@CSU: Writing Guide. 1997. Available online: http://writing.colostate.edu/references/research/content/pop2a.cfm (accessed on 4 January 2021).
43. Strusani, D.; Houngbonon, G.V. The Role of Artificial Intelligence in Supporting Development in Emerging Markets. 2019. Available online: www.ifc.org/thoughtleadership (accessed on 20 October 2020).
44. Conde, M.L.; Twinn, I. How Artificial Intelligence is Making Transport Safer, Cleaner, More Reliable and Efficient in Emerging Markets. 2019. Available online: www.ifc.org/thoughtleadership (accessed on 10 January 2021).
45. Falah Al-Aroud, S. The Impact of artificial intelligence technologies on audit evidence. Acad. Acc. Financ. Stud. J. 2020, 24, 1–11.
46. United Nations. Goal 9 Department of Economic and Social Affairs. 2021. Available online: https://sdgs.un.org/goals/goal9 (accessed on 10 January 2021).
47. United Nations Development Programme. Goal 9: Industrial Innovation and Infrastructure UNDP. 2021. Available on- line: https://www.undp.org/content/undp/en/home/sustainable-development- goals/goal-9-industry-innovation-and- infrastructure.html (accessed on 20 September 2020).
48. Weber, I. How AI Is Being Used to Map Poverty. 2019. Available online: https://www.electronicspecifier.com/products/artificial- intelligence/how-ai-is-being-used-to-map- poverty (accessed on 11 July 2020).
49. Decentralized AI Alliance Artificial Intelligence and Global Challenges—No Poverty by DAIA DAIA Medium. 2020. Available online: https://medium.com/daia/artificial-intelligence-and-global- challenges-a-plan-for-progress-fecd37cc6bda (accessed on 11 July 2020).

50. Schmidt, L. Artificial Intelligence and Poverty the Borgen Project, the Borgenp Project. Available online: https://borgenproject. org/tag/artificial-intelligence-and-poverty/ (accessed on 11 July 2020).
51. Larson, K. Poverty and Shared Prosperity 2016, Imagining Equality in Nineteenth-Century American Literature; The World Bank: Washington, DC, USA, 2010.
52. Wong, M. Using Satellites and AI to Help Fight Poverty in Africa Stanford News. Available online: https://news.stanford.edu/ 2020/05/22/using-satellites-ai-help-fight-poverty-africa/ (accessed on 11 July 2020).
53. Bennington-Castro, J. AI Is a Game-Changer in the Fight Against Hunger and Poverty. Here's Why, NBC News. 2017. Avail- able online: https://www.nbcnews.com/mach/tech/ai-game-changer-fight- against-hunger-poverty-here-s-why-ncna774696 (accessed on 11 July 2020).
54. Chua, C.; Valencia, L. The Role of Artificial Intelligence in Education Amidst of the COVID-19 Pandemic. 2020. Available online: https://www.researchgate.net/publication/343691393_The_Role_of_Artificial_Intelligence_in_Educatio n_Amidst_of_ the_COVID-19_Pandemic (accessed on 17 May 2021).
55. Alameda, T. Data, Ai and Financial Inclusion: The Future of Global Banking—Responsible Finance Forum, Responsible Finance Forum BBVA 2020. Available online: https://responsiblefinanceforum.org/data-ai-financial-inclusion-future-global-banking/ (accessed on 12 May 2020).
56. Wang, X.; He, G. Digital financial inclusion and farmers' vulnerability to poverty: Evidence from rural China. Sustainability 2020, 12, 1668.
57. Van Hove, L.; Dubus, A. M-PESA and financial inclusion in Kenya: Of paying comes saving? Sustainability 2019, 11, 568.
58. Lauer, K.; Lyman, T. Digital Financial Inclusion: Implications for Customers, Regulators, Supervisors, and Standard-Setting Bodies; Global Partnership for Financial Inclusion (GPFI): Seoul, Korea, 2015.
59. Visser, W.; Prahalad, C.K. The Fortune at the Bottom of the Pyramid: Eradicating Poverty trough Profits; Wharton School Publishing: Wharton, PA, USA, 2013; pp. 200–203.
60. Gomber, P.; Koch, J.A.; Siering, M. Digital Finance and FinTech: Current research and future research directions. J. Bus. Econ. 2017, 87, 537–580.
61. Peric, K. Digital financial inclusion. J. Paym. Strategy Syst. 2015, 9, 212–214. Available online: https://www.ingentaconnect.com/ content/hsp/jpss/2015/00000009/00000003/art00001 (accessed on 11 May 2020).
62. Koh, F.; Phoon, K.F.; Ha, C.D. Digital Financial Inclusion in South East Asia. In Handbook of Blockchain, Digital Finance, and Inclusion; Elsevier: London, UK, 2018; pp. 387–403.
63. Muneeza, A.; Arshad, N.A.; Arifin, A.T. The Application of Blockchain Technology in Crowdfunding: Towards Financial Inclusion via Technology. Int. J. Manag. Appl. Res. 2018, 5, 82–98.
64. David-West, O. The Path to Digital Financial Inclusion in Nigeria: Experiences of Firstmonie, Journal of Payments Strategy & Systems. Henry Stewart Publications. 2015. Available online: https://www.ingentaconnect.com/content/hsp/jpss/2016/00000009/00000004/art00007 (accessed on 18 May 2020).

THE POTENTIAL OF ARTIFICIAL INTELLIGENCE IN ENHANCING PRIMARY HEALTHCARE DELIVERY IN RURAL UTTAR PRADESH: A CONCEPTUAL FRAMEWORK

Navneet Ranjan
Research Scholar
Department of management
Sri Venkateshwara University, Gajraula,U.P
Dr. Anshuman Sharma
Department of Commerce and Management
Sri Venkateshwara University, Gajraula,U.P

ABSTRACT

Primary healthcare delivery in rural Uttar Pradesh continues to face persistent challenges such as inadequate medical infrastructure, shortage of trained healthcare professionals, delayed diagnosis, limited access to specialist consultation, and poor health data management. These constraints often result in unequal health outcomes and reduced quality of care for rural populations. Artificial Intelligence (AI) has emerged as a transformative technology with the potential to address these systemic gaps through data-driven decision-making, automation, and scalable digital solutions. This paper proposes a conceptual framework to explore the potential of AI in strengthening primary healthcare services in rural settings.

The framework identifies key domains where AI can contribute significantly, including disease prediction and early diagnosis through machine learning algorithms, telemedicine-enabled virtual consultations, AI-assisted diagnostic tools, automated health records management, supply chain optimization for medicines, and predictive analytics for epidemic surveillance. Additionally, AI-powered mobile health applications can empower community health workers (ASHAs and ANMs) with real-time clinical guidance, thereby improving service delivery at the grassroots level. The study also examines enabling factors such as digital infrastructure, capacity building, ethical considerations, data privacy, and government policy support necessary for successful AI integration.

By synthesizing existing literature and rural healthcare needs, this paper presents a structured model demonstrating how AI technologies can enhance accessibility, affordability, efficiency, and quality of primary healthcare. The proposed framework aims to guide

policymakers, healthcare administrators, and technology developers in designing context-specific AI interventions that promote equitable and sustainable healthcare outcomes in rural Uttar Pradesh. Ultimately, the integration of AI holds significant promise in bridging healthcare disparities and advancing universal health coverage in underserved regions.

Keywords:
Artificial Intelligence (AI), Primary Healthcare, Rural Health Systems, Healthcare Delivery, Digital Health, Telemedicine, Machine Learning, Health Informatics, Community Health Workers, Predictive Analytics, Public Health Innovation, Rural Uttar Pradesh, Health Equity, Smart Healthcare Framework, Sustainable Healthcare.

1. INTRODUCTION

Primary healthcare delivery in rural Uttar Pradesh faces persistent challenges, including inadequate medical infrastructure, shortage of healthcare professionals, poor diagnostic facilities, and limited access to specialized care. Many rural populations rely on understaffed Primary Health Centres (PHCs) and must travel long distances for treatment, leading to delayed diagnosis, increased expenses, and poor health outcomes. These barriers contribute to significant disparities in maternal health, child care, and management of communicable and chronic diseases.

Artificial Intelligence (AI) offers promising solutions to strengthen rural healthcare systems through data-driven and technology-enabled interventions. AI-powered tools such as telemedicine platforms, predictive analytics, automated health records, and decision-support systems can enhance early diagnosis, improve clinical efficiency, and support frontline health workers like ASHAs and ANMs. These technologies can reduce workload, optimize resource allocation, and increase healthcare accessibility at the grassroots level.

This paper proposes a conceptual framework to examine how AI can enhance primary healthcare delivery in rural Uttar Pradesh, focusing on improving accessibility, affordability, efficiency, and quality of care while addressing implementation challenges such as infrastructure, training, and data privacy.

2 .METHODS

2.1 Study Design

This study adopts a conceptual and exploratory research design to investigate the potential of Artificial Intelligence (AI) in strengthening primary healthcare delivery in rural Uttar Pradesh. Rather than conducting primary field experiments, the research focuses on developing a theoretical and practice-oriented framework based on existing evidence, healthcare needs, and technological capabilities.

2.2 Data Sources

The study relies on secondary data collected from peer-reviewed journal articles, government health reports, National Health Mission (NHM) documents, World Health Organization (WHO) publications, policy papers, and credible digital health case studies. Literature related to AI applications in healthcare, rural health systems, and public health innovation was systematically reviewed to gather relevant insights.

2.3 Identification of Health Care Challenges

Key challenges in rural primary healthcare—such as shortages of medical personnel, inadequate diagnostic facilities, limited access to specialists, inefficient health records, and logistical barriers—were identified through analysis of policy documents and previous empirical studies. These challenges formed the baseline for determining areas where AI could offer intervention.

2.4 Mapping of AI Applications

Existing AI technologies, including telemedicine platforms, machine learning–based diagnostics, predictive analytics, electronic health records, and decision-support tools, were examined and mapped against the identified healthcare gaps. Their feasibility, scalability, and cost-effectiveness in rural settings were assessed.

2.5 Framework Development

Based on the synthesis of findings, a conceptual framework was developed integrating AI solutions with primary healthcare functions. The framework outlines core components, enabling infrastructure, stakeholder roles, and implementation pathways to support effective AI adoption in rural contexts.

2.6 Ethical and Implementation Considerations

Factors such as digital literacy, data privacy, ethical governance, and training requirements were incorporated to ensure responsible and sustainable deployment of AI technologies.

3.DATA ANALYSIS

3.1 Literature Synthesis

The collected secondary data from academic journals, policy reports, and healthcare case studies were systematically reviewed and synthesized. Relevant information related to rural healthcare challenges, AI technologies, and digital health interventions was categorized to identify recurring themes and patterns.

3.2 Thematic Analysis

A thematic analysis approach was adopted to classify the findings into key domains, including accessibility barriers, workforce limitations, diagnostic gaps, health information management issues, and service delivery inefficiencies. These themes helped in understanding the core problems affecting primary healthcare in rural Uttar Pradesh.

3.3 Comparative Evaluation of AI Solutions

Identified healthcare challenges were compared with existing AI-based applications such as telemedicine, predictive analytics, clinical decision-support systems, and automated record management. Each solution was evaluated based on feasibility, scalability, cost-effectiveness, and suitability for low-resource rural environments.

3.4 Gap Analysis

A gap analysis was conducted to determine mismatches between current healthcare services and desired outcomes. This step highlighted areas where AI interventions could provide maximum impact, particularly in early diagnosis, remote consultation, and resource optimization.

3.5 Framework Integration

Insights obtained from the analyses were integrated to design the proposed conceptual framework. Relationships between healthcare needs, AI tools, enabling infrastructure, and expected outcomes were systematically mapped to ensure logical coherence and practical applicability.

4.RESULTS

4.1 Identification of Key Healthcare Gaps

The analysis revealed several critical gaps in rural primary healthcare delivery in Uttar Pradesh, including inadequate medical infrastructure, shortage of trained doctors and specialists, limited diagnostic facilities, poor health data management, and delays in referral services. These constraints reduce the effectiveness of Primary Health Centres (PHCs) and restrict timely access to quality care for rural populations.

4.2 Potential Areas for AI Intervention

The findings indicate that AI technologies can address these gaps through multiple applications. Machine learning–based diagnostic tools can support early disease detection, telemedicine platforms can enable remote specialist consultations, and AI-powered decision-support systems can assist frontline health workers in clinical assessments. Automated electronic health records can improve data accuracy and continuity of care, while predictive analytics can help forecast disease outbreaks and optimize resource allocation.

4.3 Improvement in Service Delivery Efficiency

The integration of AI is expected to enhance operational efficiency by reducing manual workload, minimizing diagnostic errors, and accelerating patient management processes. Digital tools can streamline appointment scheduling, inventory management, and reporting systems, leading to better utilization of limited healthcare resources.

4.4 Empowerment of Community Health Workers

AI-enabled mobile applications and smart tools can empower ASHAs and ANMs with real-time guidance, symptom-based screening, and access to patient histories. This support strengthens last-mile healthcare delivery and improves preventive and community-based care.

4.5 Development of the Conceptual Framework

Based on these results, a structured conceptual framework was developed linking rural healthcare challenges with appropriate AI interventions, enabling infrastructure, and expected outcomes. The framework demonstrates how AI integration can enhance accessibility, affordability, quality, and sustainability of primary healthcare services in rural settings.

5. Discussion

5.1. Significance of AI Integration in Rural Healthcare

The findings highlight that Artificial Intelligence has substantial potential to transform rural primary healthcare by addressing systemic inefficiencies and resource constraints. AI-driven technologies can compensate for shortages of skilled professionals by supporting clinical decision-making and enabling remote consultations. This reduces dependency on physical infrastructure while ensuring timely access to quality care.

5.2. Enhancement of Accessibility and Equity

Telemedicine and mobile health applications supported by AI can bridge geographical barriers by connecting rural patients with urban specialists. Such digital interventions promote healthcare equity by making essential services available to underserved populations. Early diagnosis and preventive care facilitated by predictive analytics further reduce the burden of advanced illnesses and associated costs.

5.3. Operational and Economic Benefits

Automation of administrative tasks, digital record keeping, and optimized supply chain management can significantly improve operational efficiency within Primary Health Centres. Reduced paperwork, better resource utilization, and faster service delivery contribute to cost savings and improved patient satisfaction. These efficiencies are particularly valuable in low-resource rural settings.

5.4. Implementation Challenges

Despite its benefits, AI adoption faces several challenges, including inadequate digital infrastructure, limited internet connectivity, lack of technical training among healthcare workers, and concerns related to data privacy and ethical governance. Addressing these issues through capacity building, policy support, and investment in digital ecosystems is essential for successful implementation.

5.5. Policy Implications

The study emphasizes the need for collaborative efforts among government agencies, healthcare institutions, and technology providers. Strategic policies, funding mechanisms, and regulatory frameworks must be developed to ensure safe, ethical, and sustainable integration of AI into primary healthcare systems.

6. **Proposed Conceptual Framework**

6.1. Framework Overview

The proposed conceptual framework integrates AI technologies with existing primary healthcare structures to enhance service delivery in rural Uttar Pradesh. It establishes a systematic relationship between healthcare challenges, AI-based interventions, enabling factors, and expected outcomes.

6.2. Core Components

The framework consists of four primary components:

1. **Healthcare Challenges:** Workforce shortages, poor diagnostics, limited access, inefficient data systems.
2. **AI Interventions:** Telemedicine, machine learning diagnostics, predictive analytics, electronic health records, and decision-support tools.
3. **Enabling Factors:** Digital infrastructure, training programs, policy support, funding, and ethical safeguards.
4. **Outcomes:** Improved accessibility, efficiency, quality of care, and reduced healthcare disparities.

6.3. Functional Flow

The framework operates by first identifying local healthcare needs, followed by deployment of suitable AI tools. Trained health workers utilize these tools for screening, diagnosis, and patient management. Data generated are analyzed to guide decision-making and resource allocation, resulting in continuous improvement of healthcare services.

6.4 Expected Impact

Effective implementation of this framework is expected to strengthen last-mile healthcare delivery, reduce patient travel time, enhance early detection of diseases, and support evidence-based policy making.

Fig:1 Flow Chart of AI-Enabled Primary Healthcare Delivery Model

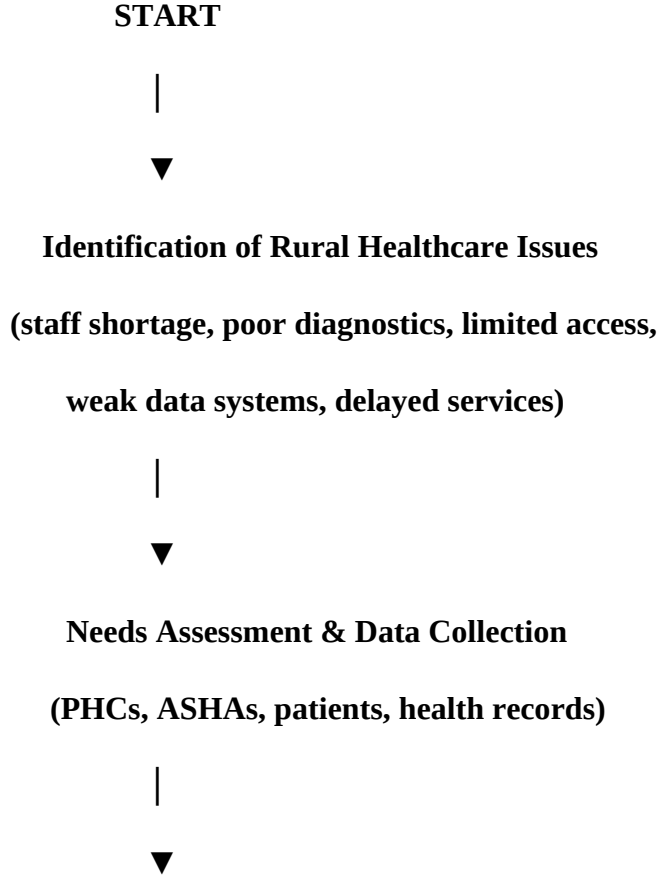

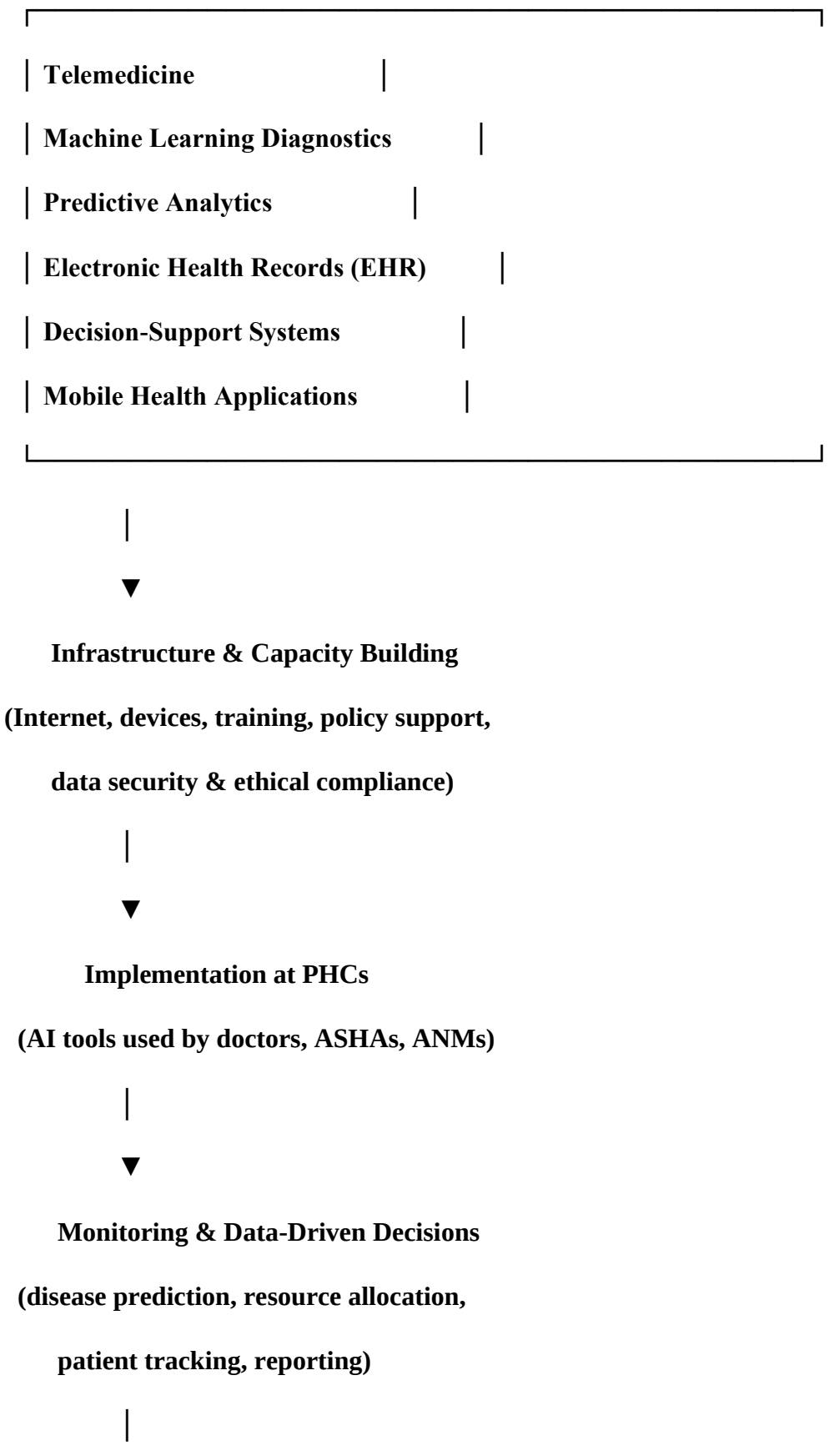
Telemedicine
Machine Learning Diagnostics
Predictive Analytics
Electronic Health Records (EHR)
Decision-Support Systems
Mobile Health Applications
Infrastructure & Capacity Building
(Internet, devices, training, policy support,
data security & ethical compliance)
Implementation at PHCs
(AI tools used by doctors, ASHAs, ANMs)
Monitoring & Data-Driven Decisions
(disease prediction, resource allocation,
patient tracking, reporting)

▼

Improved Healthcare Outcomes

(early diagnosis, better access, reduced cost,

efficient services, health equity)

|

▼

EN

TABLE I

IDENTIFIED HEALTHCARE CHALLENGES IN RURAL PRIMARY HEALTHCARE

Sl. No.	Challenge Area	Description of Issue	Impact on Patients
1	Workforce shortage	Lack of doctors, specialists, and trained staff	Delayed treatment and referrals
2	Poor diagnostics	Limited lab and screening facilities	Late disease detection
3	Geographic barriers	Long travel distance to hospitals	Reduced access to care
4	Weak data systems	Paper-based records and poor documentation	Loss of patient history
5	Supply chain issues	Irregular medicine and equipment availability	Interrupted treatment
6	Low awareness	Limited health education and preventive practices	High disease burden

TABLE II

AI TECHNOLOGIES AND THEIR APPLICATIONS IN PRIMARY HEALTHCARE

Sl. No.	AI Technology	Application Area	Functional Role
1	Telemedicine systems	Remote consultation	Connects patients with specialists
2	Machine learning diagnostics	Disease detection	Identifies symptoms and risk patterns
3	Predictive analytics	Public health monitoring	Forecasts outbreaks and trends
4	Electronic Health Records (EHR)	Data management	Stores and retrieves patient information
5	Decision-support systems	Clinical assistance	Supports treatment decisions

6	Mobile health apps	Community healthcare	Assists ASHAs/ANMs in field services
7	AI chatbots	Patient interaction	Provides health guidance and reminders

TABLE III

EXPECTED OUTCOMES OF AI INTEGRATION IN RURAL HEALTHCARE

Sl. No.	Intervention Type	Expected Outcome	Overall Benefit
1	Teleconsultation	Faster access to specialists	Reduced travel and costs
2	Early diagnosis tools	Timely disease detection	Lower morbidity and mortality
3	Digital records	Accurate patient tracking	Improved continuity of care
4	Automated processes	Reduced manual workload	Higher efficiency
5	Predictive systems	Better planning and preparedness	Effective resource allocation
6	Health education apps	Increased awareness	Preventive healthcare improvement

7. CONCLUSION

This study highlights the significant potential of Artificial Intelligence (AI) to strengthen primary healthcare delivery in rural Uttar Pradesh by addressing long-standing challenges such as workforce shortages, limited diagnostic facilities, poor data management, and restricted access to specialized services. The integration of AI-driven technologies—including telemedicine, machine learning–based diagnostics, predictive analytics, and electronic health records—can enhance early disease detection, improve operational efficiency, and support informed decision-making at the primary care level.

The proposed conceptual framework demonstrates that combining AI tools with adequate digital infrastructure, capacity building, and policy support can lead to improved accessibility, affordability, and quality of healthcare services. Furthermore, empowering frontline health workers with AI-enabled solutions can strengthen last-mile healthcare delivery and promote preventive care within rural communities.

Although challenges related to infrastructure, digital literacy, and data privacy remain, strategic planning and phased implementation can ensure sustainable adoption. Overall, AI presents a promising pathway toward reducing healthcare disparities and advancing equitable,

efficient, and patient-centered primary healthcare in rural settings, contributing to the broader goal of universal health coverage.

REFERENCES

[1] K. M. Saif-Ur-Rahman et al., "Artificial intelligence and digital health in improving primary health care service delivery in LMICs: A systematic review," *J. Evid. Based Med.*, vol. 16, no. 3, pp. 303–320, Sep. 2023.

[2] D. Kumar, A. Ingole, and S. G. Choudhari, "Towards ideal health ecosystem with artificial intelligence-driven medical services in India: An overview," *Cureus*, vol. 15, Nov. 2023.

[3] K. Perez, D. Wisniewski, A. Ari, K. Lee, C. Lieneck, and Z. Ramamonjiarivelo, "Investigation into application of AI and telemedicine in rural communities: A systematic literature review," *Healthcare (Basel)*, vol. 13, no. 3, Feb. 2025.

[4] S. Rafi, "Artificial intelligence and telemedicine in elderly healthcare: A mixed-methods study," *BMC Geriatr.*, vol. 26, no. 1, Dec. 2025.

[5] A. Makani, A. Agrawal, and A. Agrawal, "Artificial Intelligence-powered healthcare for India: Promises, opportunities and challenges," *Natl. Med. J. India*, vol. 37, no. 4, pp. 177–180, 2024.

[6] "Artificial Intelligence-based Healthcare Systems," in *Springer Series in Applied Machine Learning*, Manju, S. Kumar, and S. M. N. Islam, Eds., 2023.

[7] C. Zhang et al., "Lightweight mobile automated assistant-to-physician for global lower-resource areas," *arXiv*, Oct. 2021.

[8] K. Balakrishnan et al., "Artificial intelligence in rural healthcare delivery: Bridging gaps and enhancing equity through innovation," *arXiv*, Aug. 2025

DESIGN OF AUTOMOTIVE SMART BLACK BOX SYSTEM USING IOT

Mr. K. Srinivasan[1], Chevula Ravi[2], Pralayakaveri Yedukondalu[3], Vinjam Vinod Kumar[4]
[1]Assistant Professor, Dept. of ECE, Muthayammal Engineering College, Namakkal, Tamilnadu, India.
[2,3,4]UG Scholar, Dept. of ECE, Muthayammal Engineering College, Namakkal, Tamilnadu, India.
Emails: srinihod@gmail.com[1], raviyadavchevula3@gmail.com[2],
yedukondalupralayakaveri35@gmail.com[3], vinodkumarvicky766@gmail.com[4]

ABSTRACT

The rapid advancement of the Internet of Things (IoT) has significantly transformed modern automotive technologies, enabling enhanced vehicle safety, real-time monitoring, and intelligent data management. This project presents the design and implementation of an IoT-based Automotive Smart Black Box system that continuously records and monitors critical vehicle parameters to improve road safety and emergency response efficiency. The proposed system captures real-time data such as vehicle speed, GPS location, acceleration patterns, and driver behaviour, ensuring accurate tracking and analysis of driving conditions. The collected data is securely transmitted and stored in the cloud, allowing authorized users to access historical records for post-incident investigation and performance analysis. In case of an accident or abnormal driving event, the system automatically detects the situation using sensor inputs and predefined threshold algorithms. It then instantly sends emergency alerts, including precise GPS coordinates, to registered contacts and relevant authorities to ensure rapid assistance and minimize response time. Unlike conventional automotive black box systems that only store crash data locally for later retrieval, the proposed IoT-enabled solution provides continuous real-time monitoring and predictive safety analysis. By analysing driving patterns and sudden variations in vehicle parameters, the system can help in identifying potential risks before accidents occur. This proactive approach enhances driver awareness, improves emergency handling, and contributes to safer transportation systems. Overall, the Automotive Smart Black Box system demonstrates a cost-effective, scalable, and intelligent solution for modern vehicle safety management.

Keywords— *Internet of Things (IoT), Smart Black Box, Automotive Safety, GPS, Accident Detection, Cloud Computing.*

1. INTRODUCTION

The Automotive Smart Black Box using IoT is an advanced safety and monitoring system designed to record, analyses, and transmit vital information about a vehicle's performance and condition in real time. It is inspired by the flight data recorder or "black box" used in aircraft, which stores crucial flight details for post-accident investigation. Similarly, in the automotive field, this system acts as an intelligent data recorder that collects and transmits information such as speed, acceleration, location, engine status, temperature, and impact force. The main objective of the automotive black box is to improve road safety, provide accurate accident data, and enable efficient accident analysis through the use of the Internet of Things (IoT). It continuously monitors the vehicle's parameters using sensors connected to a microcontroller and, when an accident occurs, automatically records the event and transmits alerts to

emergency contacts or authorities. The recorded data can then be used to determine the exact cause of an accident, analyze driver behavior, and evaluate vehicle performance.

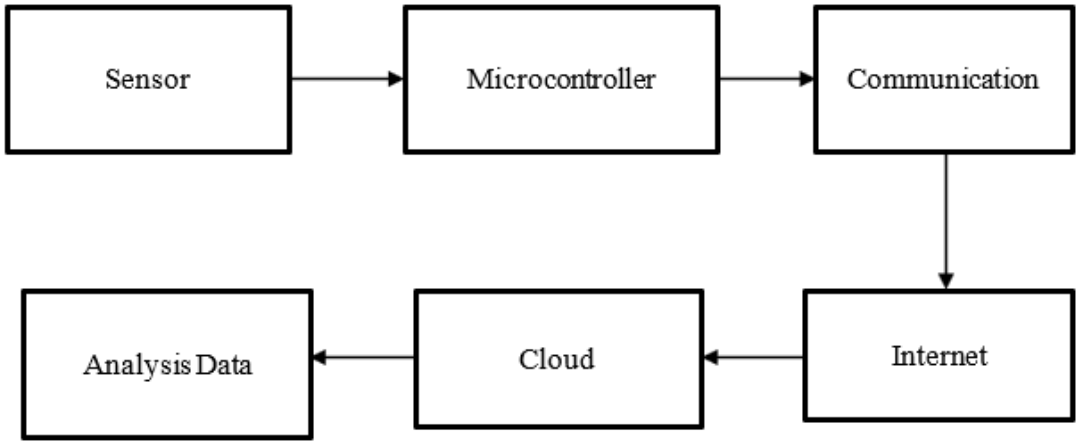

Figure 1 IOT Based System Block Diagram

The increase in the number of vehicles on roads has led to a corresponding rise in road accidents, many of which result from over speeding, mechanical failures, or careless driving. In most cases, the absence of reliable evidence complicates the investigation process, causing delays in identifying the real cause and resolving insurance claims. The traditional approach relies on manual investigation and witness statements, which can be inaccurate or incomplete. The introduction of a smart black box system addresses these issues by providing tamper-proof and reliable data that accurately represents the moments before and after an accident.

This helps authorities in conducting proper investigations, assists insurance companies in claim verification, and provides valuable information to manufacturers and researchers for vehicle performance improvement. The system thus plays a crucial role in enhancing transparency, accountability, and overall safety in modern transportation. The main objective of the automotive black box is to improve road safety, provide accurate accident data, and enable efficient accident analysis through the use of the Internet of Things. The Internet of Things (IoT) has emerged as a transformative technology in modern transportation by enabling seamless connectivity between vehicles, infrastructure, and monitoring systems. In Intelligent Transportation Systems (ITS), IoT facilitates real-time data exchange, allowing vehicles, roadside units, and cloud platforms to communicate continuously.

Road accidents are one of the major causes of fatalities and property damage worldwide, and timely accident detection along with reliable post-incident analysis plays an essential role in improving road safety. Traditional accident reporting systems rely heavily on human intervention, causing significant delays that can lead to severe consequences, especially in remote or high-traffic areas. Similarly, conventional vehicle black boxes are limited to locally stored data, making it difficult for authorities to access information immediately after an accident.

2. LITERATURE REVIEW

R. Hussain *et al*. proposed an IoT-enabled vehicle monitoring framework that integrates onboard sensors, GPS modules, and wireless communication technologies to enable real-time tracking of vehicular parameters. Their system collects speed, acceleration, and engine-related data and transmits it to a cloud-based storage platform for analysis. The study emphasized predictive maintenance and driver behavior analysis through continuous monitoring. Experimental validation showed improved transparency in vehicle diagnostics and enhanced accident investigation capabilities. The authors concluded that IoT integration significantly strengthens road safety mechanisms by enabling remote data accessibility and intelligent analytics for proactive decision-making [1].

M. Li, H. Wang, and Y. Zhang developed a cloud-integrated intelligent transportation system designed to enhance vehicle-to-cloud communication reliability. Their research focused on secure data transmission protocols and scalable cloud storage infrastructure. By implementing encryption and authentication mechanisms, they ensured data confidentiality and integrity. The proposed architecture supported real-time traffic monitoring, fleet management, and route optimization. Performance evaluation demonstrated reduced latency and improved data handling efficiency under dynamic network conditions. The study highlighted the importance of combining IoT frameworks with cloud computing technologies to enable efficient vehicular data management and improve overall transportation safety [2].

S. B. Lee, J. Kim, and T. Park conducted a comprehensive study on traditional Event Data Recorder (EDR) systems used in automobiles. Their research analysed how conventional black box systems store crash-related information such as impact force, braking status, and speed variations. However, they identified limitations including restricted storage capacity and absence of remote data transmission. The authors recommended integrating IoT communication modules into EDR systems to enable real-time data access and faster emergency response. Their findings suggested that next-generation smart black boxes could significantly improve accident reconstruction accuracy and emergency assistance efficiency [3].

K. Gupta, P. Yadav, and R. Mehta proposed an IoT-based accident detection and automatic alert system utilizing accelerometers and GPS sensors. Their model detects sudden deceleration, collision impact, and vehicle rollover conditions using threshold-based algorithms. Upon detecting an abnormal event, the system automatically sends emergency notifications along with precise location coordinates to predefined contacts and authorities. Experimental testing demonstrated high detection accuracy and reduced emergency response time. The authors emphasized that automated accident reporting systems play a crucial role in minimizing fatalities and enhancing post-accident management through rapid communication and real-time data sharing [4].

3. Existing System

The suggested solution includes a functioning model of a black box system that may be integrated into a car. The solution also entails boosting security by guarding against harm to the black box data. The BLXDAQ (Blackbox Data Acquisition) module stores data on a vehicle's movement parameter, primarily for the purposes of accident analysis and safety measures. The sensors that are incorporated into the engine and system of the vehicle are connected to these modules. The vehicle's location in the cloud is updated using the IOT module.

Due to the increasing movement of heavy vehicles, driving at night has become a challenging situation marked by numerous accidents and concerns for both transportation authorities and the general public. After a few days of continuous driving, the drivers' reduced reflexes reduce their ability to drive, resulting in accidents. The drivers are required to drive with little rest. Tiredness is found to be the cause of most accidents where people fall asleep. A combination of symptoms like poor performance and a subjective sense of drowsiness is known as fatigue. There is still no widely accepted definition for the term "fatigue" despite the extensive research that has been carried out. There are various types of fatigue, including the ones outlined below, which are viewed from the perspective of the individual organs' functionality physical fatigue in a specific area. general physical exhaustion as a result of extensive manual labor. sleepiness (fatigue of the central nervous system. mental exhaustion. We can use linear discriminate analysis to notice faces and track the states of the eyes with greater precision in the proposed system.

The carter's eyes will be closed as a corrective measure in the event of abnormal behavior, and an alarm will sound. After correctly locating the driver's head and eyes in the camera image, the system moves on to the analysis phase. For the purpose of detecting drowsiness, various Image Processing techniques are used to preprocess this image. Finally, provide a voice, SMS, and email alert admin with face recognition alert system. Additionally, an embedded system is used to slow the vehicle down to keep the driver from getting into an accident.

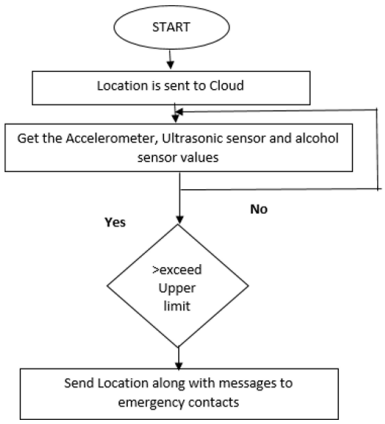

Figure 2 Flow Chart for Intelligence Vehicle Black Box System

Most conventional accident investigation processes depend on eyewitness reports, CCTV footage availability, and manual police documentation, which are often inaccurate and time-consuming. The absence of a dedicated vehicle data recorder makes it difficult to determine the exact cause of accidents. Traditional systems do not store vehicle communication logs, engine performance data, braking patterns, steering behavior, GPS location, or environmental conditions around the vehicle.

4. Proposed System

The proposed Automotive Smart Black Box system is designed to provide continuous vehicle monitoring, automatic accident detection, and real-time emergency communication using IoT technology. The system is centered around an Arduino Uno microcontroller, which controls and processes all incoming and outgoing data. A MEMS sensor is used to continuously monitor acceleration, vibration, and tilt of the vehicle. These parameters help in identifying abnormal conditions such as sudden deceleration, collision impact, or rollover events.

The GPS module continuously tracks the real-time geographical location of the vehicle. During normal operation, vehicle parameters and location data are transmitted to a cloud server through the IoT communication module for secure storage and remote monitoring. This allows vehicle owners or authorities to access driving data at any time.

When an accident is detected based on predefined threshold values, the system immediately captures the current GPS coordinates and sends an emergency alert notification to registered contacts or emergency services. Simultaneously, the buzzer and APR voice module generate warning signals to alert passengers and nearby individuals. The LCD display shows the system status and location details for user awareness.

The proposed system enhances traditional black box functionality by enabling real-time cloud connectivity, automated emergency alerts, and intelligent accident monitoring, thereby improving overall road safety and response efficiency.

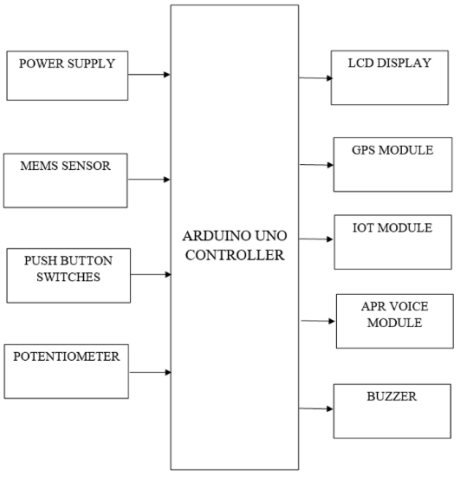

Figure 3 Block Diagram of Proposed System

The proposed system presents an IoT-enabled Automotive Smart Black Box designed using an **Arduino Uno controller** as the central processing unit. The system continuously monitors critical vehicle parameters and ensures real-time data logging, accident detection, and emergency alert transmission.

The **MEMS sensor** is used to detect sudden acceleration, vibration, tilt, and collision impact. It continuously measures vehicle motion parameters and sends data to the Arduino controller for analysis. If abnormal conditions such as sudden deceleration or rollover are detected, the system identifies it as a potential accident event.

The **GPS module** is integrated to obtain real-time location coordinates (latitude and longitude). During normal operation, the GPS data is periodically updated. In case of an accident, the exact location is immediately captured and prepared for emergency transmission.

The **IoT module** enables wireless communication between the vehicle and cloud server. It uploads real-time vehicle data such as speed, location, and sensor readings to a remote database for continuous monitoring and post-accident analysis.

An **APR voice module** is incorporated to provide voice alerts inside the vehicle during emergency conditions. A **buzzer** is used as an audible warning indicator to alert nearby individuals. The **LCD display** shows live system status, GPS coordinates, and alert messages. Push buttons and a potentiometer are provided for manual control and system calibration.

The **power supply unit** ensures stable voltage regulation for all components.

5. System Module

The Automotive Smart Black Box system is organized into multiple functional modules to ensure efficient monitoring, processing, and emergency response. The first module is the sensing module, which consists of a MEMS sensor used to detect acceleration, vibration, and tilt variations of the vehicle. This module continuously observes vehicle movement and provides real-time motion data to the controller for analysis.

The processing module is implemented using the Arduino Uno microcontroller. It acts as the core unit that collects sensor data, compares it with predefined threshold values, and determines whether an abnormal event or accident has occurred. Based on this decision, it controls alert generation and data transmission.

The location tracking module uses a GPS unit to obtain accurate latitude and longitude coordinates of the vehicle. This information is crucial for emergency reporting and remote monitoring. The communication module, which includes an IoT-based wireless interface, enables transmission of vehicle data and accident alerts to a cloud server for storage and analysis.

The alert module consists of a buzzer and APR voice module that provide audible warnings during emergency conditions. Finally, the display and user interface module includes an LCD screen to show real-time system status and push buttons for manual control and system reset.

Together, these modules ensure reliable monitoring, rapid accident detection, and efficient emergency communication.

6. Result

The implementation of the Automotive Smart Black Box Using IoT has produced highly encouraging and reliable results in terms of accident detection accuracy, data recording efficiency, and real-time communication. The system successfully integrates sensors, microcontrollers, and IoT modules to monitor and transmit crucial vehicle parameters with minimal delay. During testing, the black box effectively recorded key parameters such as vehicle speed, acceleration, temperature, and GPS coordinates, ensuring that every event was precisely logged in the system memory and cloud database. This enables users and authorities to retrieve data even after a severe impact or system restart.

The prototype demonstrated excellent performance in accident detection. The accelerometer and vibration sensors accurately detected sudden deceleration or impact beyond a predefined threshold, triggering the emergency response mechanism. Upon detection, the system automatically captured the location data through the GPS module and transmitted it to the IoT cloud using the GSM or Wi-Fi module. The message containing the accident details and GPS coordinates was successfully sent to the registered emergency contacts. The response time between detection and alert transmission was minimal, proving the system's real-time capability and reliability during critical conditions.

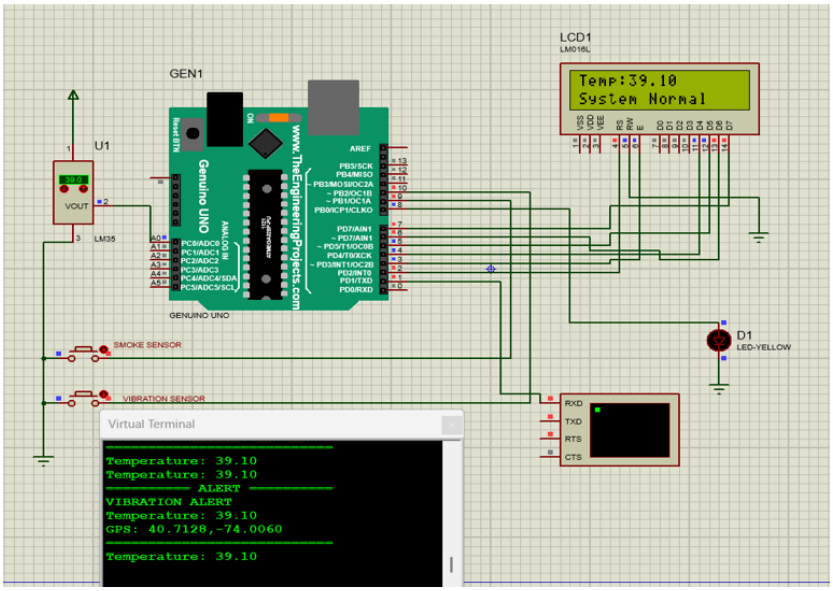

Figure 4 Simulation Result

CONCLUSION

In conclusion, the IoT-based Automotive Smart Black Box successfully fulfils its objectives of detecting accidents, recording critical vehicle data, and communicating with cloud platforms in real time. The system bridges the technological gap between vehicles and intelligent transportation infrastructure by introducing automation, connectivity, and data-driven decision-making into road safety. This innovative approach transforms traditional passive recording devices into active, intelligent systems capable of assisting in accident prevention, rapid emergency response, and post-crash analysis. The combination of sensors, IoT, and cloud computing offers a smart ecosystem that ensures driver safety, reduces rescue time, and provides valuable insights for future vehicle design and traffic management. Thus, the project demonstrates that by integrating IoT technology into automotive safety systems, we can significantly improve road safety, emergency management, and overall vehicle intelligence. The Automotive Smart Black Box not only acts as a life- saving system but also as a stepping stone toward developing fully connected and autonomous vehicles in the near future. The increase in the number of vehicles on roads has led to a corresponding rise in road accidents, many of which result from over speeding, mechanical failures, or careless driving. In most cases, the absence of reliable evidence complicates the investigation process, causing delays in identifying the real cause and resolving insurance claims. The traditional approach relies on manual investigation and witness statements, which can be inaccurate or incomplete. The introduction of a smart black box system addresses these issues by providing tamper-proof and reliable data that accurately represents the moments before and after an accident.

REFERENCES

[1] J Kirubakaran, GKD Prasanna Venkatesan, K Sampath Kumar, S Dhanabal, K Baskar: “Delay sensitive aware distributed data fault recognition algorithm for distributed sensor networks,” in Peer-to-Peer Networking and Applications, 2020, pp. 1080-1090.

[2] J Kirubakaran, GKD Prasanna Venkatesan, S Baskar, M Kumaresan, S Annamalai et al., “Prediction of cirrhosis disease from radiologist liver medical image using hybrid coupled dictionary pairs on longitudinal domain approach,” in Multimedia Tools and Applications, Oct. 2020, pp. 9901-9919.

[3] J Kirubakaran, GKD Prasanna Venkatesan, K Sampath Kumar, M Kumaresan, S Annamalai, “Echo state learned compositional pattern neural networks for the early diagnosis of cancer on the internet of medical things platform,” Journal of Ambient Intelligence and Humanized Computing, Mar. 2021, pp. 3303-3316

[4] J Kirubakaran, G K D Prasanna Venkatesan, “Performance analysis of MIMO MC-CDMA system using multi equalizers,” 2017.

[5] R. Hussain, J. Son, and S. A. Hassan, “IoT-Based Smart Vehicle Monitoring and Diagnostic System Using Cloud Computing,” IEEE Access, vol. 8, pp. 185800–185812, 2020.

[6] M. Li, H. Wang, and Y. Zhang, “Cloud-Integrated Internet of Vehicles: Architecture, Security, and Applications,” IEEE Internet of Things Journal, vol. 8, no. 4, pp. 2546–

2562, Feb. 2021.

[7] S. B. Lee, J. Kim, and T. Park, “Event Data Recorder Systems in Intelligent Vehicles: A Review of Technologies and Challenges,” IEEE Transactions on Vehicular Technology, vol. 68, no. 7, pp. 6012–6024, July 2019.

[8] K. Gupta, P. Yadav, and R. Mehta, “IoT-Based Accident Detection and Emergency Alert System for Smart Vehicles,” IEEE Sensors Journal, vol. 23, no. 5, pp. 4321–4330, Mar. 2023.

[9] Sharma, V. Singh, and N. Kumar, “Smart Accident Detection and Reporting System Using Embedded IoT,” IEEE Access, vol. 9, pp. 112345–112356, 2021.

NONLINEAR FOUR-WAVE MIXING AND SUPERCONTINUUM GENERATION IN PHOTONIC CRYSTAL FIBERS: PHASE-MATCHING ANALYSIS AND SPECTRAL CHARACTERISTICS

Dr. Rahul Kumar
PG Department of Physics
Ram Jaipal College, Jai Prakash University, Chapra, Saran, Bihar 841301, India
Email: rahulnishu03@gmail.com

ABSTRACT

The nonlinear four-wave mixing (FWM) process and supercontinuum generation (SCG) in index-guiding silica photonic crystal fibers (PCFs) were theoretically investigated through a numerical solution of the generalized nonlinear Schrödinger equation using the split-step Fourier method. The dispersion characteristics of the PCF were engineered by varying the air-hole diameter-to-pitch ratio d/Λ from 0.4 to 0.6, yielding a zero-dispersion wavelength (ZDWs) tunable between 750 and 1050 nm. The FWM phase-matching condition, incorporating both linear dispersion and nonlinear phase contributions, was analyzed for degenerate and non-degenerate pump configurations. Numerical simulations demonstrate that for a PCF with $\Lambda = 2.3$ μm and $d/\Lambda = 0.5$, pumping at the ZDW ($\lambda_{\mathrm{ZDW}} = 880$ nm) with peak power $P_0 = 1$ W produces FWM conversion efficiencies exceeding -15 dB over a 40 nm bandwidth at an optimized fiber length of 100 m. The parametric gain bandwidth is scaled as $\Omega_{\max} \propto \sqrt{\gamma P_0/|\beta_4|}$, where γ is the nonlinear coefficient, β_4 is the fourth-order dispersion, and $\Omega_{\max}$ is the maximum frequency detuning. Supercontinuum generation was simulated for femtosecond pulses ($\tau_0 = 50$ fs, $P_0 = 10$ kW) at 800 nm in a 1 m PCF, producing a broadband spectrum spanning 450–2100 nm through the combined effects of self-phase modulation, soliton fission, dispersive wave generation, and stimulated Raman scattering. The spectral flatness and coherence properties were characterized as functions of the pump power, fiber length, and dispersion profile. The results provide design guidelines for PCF-based parametric amplifiers, wavelength converters, and broadband light sources for optical fiber communication and spectroscopic applications.

Keywords: *four-wave mixing, photonic crystal fiber, supercontinuum generation, phase matching, nonlinear fiber optics*

1. Introduction

Photonic crystal fibers (PCFs), also known as microstructured optical fibers, have revolutionized nonlinear fiber optics by offering unprecedented control over the dispersion characteristics and nonlinear response through the design of the air-hole microstructure in cladding [1, 2]. Unlike conventional optical fibers, where the dispersion is primarily determined by the material properties and core diameter, PCFs allow the zero-dispersion wavelength to be shifted across a wide spectral range by adjusting the geometrical parameters, that is, the air-hole diameter d and pitch Λ (hole-to-hole spacing) [3]. This flexibility enables efficient **nonlinear interactions** at wavelengths and power levels that are inaccessible to standard fibers.

Four-wave mixing (FWM) is a third-order nonlinear parametric process arising from the intensity-dependent refractive index (optical Kerr effect) of silica fibers [4, 5]. In the degenerate FWM process, two photons from a pump wave at frequency ω_p are annihilated to create a signal photon at ω_s and an idler photon at ω_i, satisfying the energy-conservation condition [4]:

$$2\omega_p = \omega_s + \omega_i \qquad (1)$$

The efficiency of the FWM process is governed by the **phase-matching condition**, which requires that the linear phase mismatch be compensated for by the nonlinear phase shift. The total phase mismatch for the degenerate FWM is given by [5]:

$$\kappa = \Delta\beta + 2\gamma P_0 \qquad (2)$$

where $\Delta\beta$ is the linear propagation constant mismatch, γP_0 is the nonlinear phase shift, with γ is the nonlinear coefficient, and P_0 is pump power. The linear phase mismatch can be expanded in Taylor series around the pump frequency as follows [4, 6]:

$$\Delta\beta = \beta_2\,\Omega^2 + \frac{\beta_4}{12}\,\Omega^4 + \cdots \qquad (3)$$

where $\Omega = \omega_s - \omega_p$ is the frequency detuning and β_n denotes the n-th order dispersion coefficient evaluated at the pump wavelength.

Supercontinuum generation (SCG) represents the dramatic spectral broadening of a narrow-band input pulse propagating through a nonlinear medium [7, 8]. In PCFs, SCG can span more than two octaves when pumped near the ZDW with femtosecond pulses, driven by a cascade of nonlinear processes, including self-phase modulation (SPM), soliton fission, dispersive wave (DW) generation, and stimulated Raman scattering (SRS) [9, 10]. Pulse propagation in a PCF is governed by the **generalized nonlinear Schrödinger equation** (GNLSE) [4]:

$$\frac{\partial A}{\partial z} + \frac{\alpha}{2}A - \sum_{k\geq 2}\frac{i^{k+1}\beta_k}{k!}\frac{\partial^k A}{\partial T^k}$$
$$= i\gamma\left(1 + \frac{i}{\omega_0}\frac{\partial}{\partial T}\right)\left(A\int_{-\infty}^{\infty} R(T')|A(z,T-T')|^2\,dT'\right) \qquad (4)$$

where $A(z,T)$ is the slowly varying pulse envelope, α is the fiber loss, β_k is the dispersion coefficient, ω_0 is the carrier frequency, and $R(T)$ is the Raman response function.

The nonlinear response function incorporates both instantaneous Kerr and delayed Raman contributions [4]:

$$R(T) = (1 - f_R)\,\delta(T) + f_R\,h_R(T) \qquad (5)$$

where $f_R = 0.18$ is the fractional Raman contribution, and $h_R(T)$ is the Raman response function for silica. The **nonlinear coefficient** γ of a PCF is given by [2, 3]:

$$\gamma = \frac{n_2\,\omega_0}{c\,A_{\text{eff}}} \qquad (6)$$

where $n_2 = 2.6 \times 10^{-20}$ m^2/W is the nonlinear refractive index of silica, c is the speed of light, and A_{eff} is the effective mode area. PCFs with small core diameters can achieve A_{eff} values as small as 1–5 μm^2, yielding nonlinear coefficients $\gamma \approx 30$–100 W^{-1}km^{-1}, which are 10–100 times larger than those of standard single-mode fibers [2].

The objectives of this study are: (i) to analyze the dispersion engineering of index-guiding PCFs by varying the geometrical parameters d and Λ; (ii) to investigate the FWM phase-matching conditions and conversion efficiency in PCFs for parametric amplification; (iii) to numerically simulate supercontinuum generation and characterize the spectral broadening dynamics; and (iv) to provide design guidelines for PCF-based nonlinear photonic devices for optical fiber communication and spectroscopic applications [11, 12].

2. Theoretical Framework and Numerical Methods

2.1 Dispersion Engineering of Photonic Crystal Fibers

Figure 1 illustrates the cross-sectional geometry of the index-guiding PCF considered in this study.

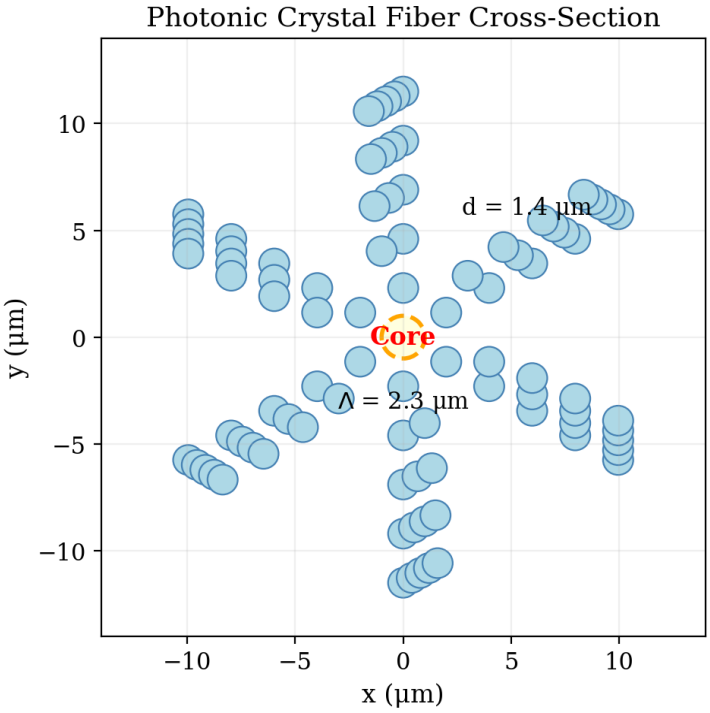

Figure 1: *Cross-sectional geometry of the index-guiding photonic crystal fiber with hexagonal lattice of air holes. The solid silica core is formed by a missing hole at the center, surrounded by five rings of air holes with pitch* $\Lambda = 2.3$ μm *and hole diameter* $d = 1.4$ μm $(d/\Lambda = 0.61)$.

The effective refractive index n_{eff} of the fundamental guided mode was computed using a fully vectorial finite element method (FEM) with perfectly matched layer (PML) boundary conditions [13]. The group velocity dispersion parameter β_2 was then obtained from the wavelength dependence of n_{eff} as [4]

$$\beta_2(\omega) = \frac{1}{c}\left(2\frac{dn_{\text{eff}}}{d\omega} + \omega\frac{d^2 n_{\text{eff}}}{d\omega^2}\right) \qquad (7)$$

The dispersion parameter D in conventional units is related to β_2 by $D = -2\pi c\,\beta_2/\lambda^2$. Higher-order dispersion coefficients β_3, β_4, etc., were obtained from polynomial fitting of the propagation constant $\beta(\omega)$ expanded around the pump frequency.

2.2 Phase-Matching Analysis for Four-Wave Mixing

For the degenerate FWM process with the phase mismatch given by Eq. (2), the **parametric gain coefficient** g is defined as [4, 5]:

$$g = \sqrt{(\gamma P_0)^2 - \left(\frac{\kappa}{2}\right)^2} \qquad (8)$$

Parametric amplification occurs when g is real, that is, when $|\kappa/2| < \gamma P_0$. The **FWM conversion efficiency** for a fiber of length L with loss α is given by [6, 14]

$$\eta_{\text{FWM}} = \frac{P_i(L)}{P_s(0)} = (\gamma P_0)^2\, L_{\text{eff}}^2\, \frac{\sin^2(\kappa L/2)}{(\kappa L/2)^2}\, e^{-\alpha L} \qquad (9)$$

where $P_i(L)$ is the idler power at the fiber output, $P_s(0)$ is the input signal power, and $L_{\text{eff}} = (1 - e^{-\alpha L})/\alpha$ is the effective interaction length. Perfect phase matching ($\kappa = 0$) maximizes the conversion efficiency, which is then scaled as $(\gamma P_0 L_{\text{eff}})^2$.

When pumping near the ZDW where $\beta_2 \approx 0$, the fourth-order dispersion β_4 becomes the dominant term, and the maximum frequency detuning for phase-matched FWM is [5, 15]

$$\Omega_{\max} = \left(\frac{12\gamma P_0}{|\beta_4|}\right)^{1/4} \qquad (10)$$

2.3 Numerical Solution of the GNLSE

The GNLSE (Eq. 4) was solved numerically using the **split-step Fourier method** (SSFM), which alternately applies linear (dispersive) and nonlinear operators over small propagation steps Δz [4]. The dispersive step is computed in the frequency domain as

$$\tilde{A}(z + \Delta z, \omega) = \tilde{A}(z, \omega)\exp\left[i\sum_{k\geq 2}\frac{\beta_k}{k!}\omega^k\,\Delta z\right] \qquad (11)$$

and the nonlinear step in the time domain incorporates the full Raman response through convolution. An **adaptive step-size** algorithm with a local error tolerance of 10^{-6} was employed to ensure numerical accuracy while maintaining the computational efficiency. The temporal and spectral windows were set as 50 ps and 500 THz, respectively, with 2^{14} grid points.

2.4 Simulation Parameters

Table 1. PCF and simulation parameters used in the numerical analysis.

Parameter	Symbol	Value
Pitch	Λ	2.3 μm
Hole diameter-to-pitch ratio	d/Λ	0.4, 0.5, 0.6
Effective mode area	A_{eff}	3.2 μm^2 ($d/\Lambda = 0.5$)
Nonlinear coefficient	γ	52 $\text{W}^{-1}\text{km}^{-1}$
Fiber loss	α	4 dB/km (at 1550 nm)
Zero-dispersion wavelength	λ_{ZDW}	880 nm ($d/\Lambda = 0.5$)
Second-order dispersion at ZDW	β_2	0 ps^2/km
Third-order dispersion at ZDW	β_3	6.5×10^{-2} ps^3/km
Fourth-order dispersion at ZDW	β_4	-1.2×10^{-4} ps^4/km
Nonlinear refractive index	n_2	2.6×10^{-20} m^2/W
Raman fraction	f_R	0.18

3. RESULTS AND DISCUSSION

3.1 Dispersion Characteristics

Figure 2 presents the computed group velocity dispersion (GVD) parameter β_2 as a function of wavelength for the three PCF designs with different d/Λ ratios.

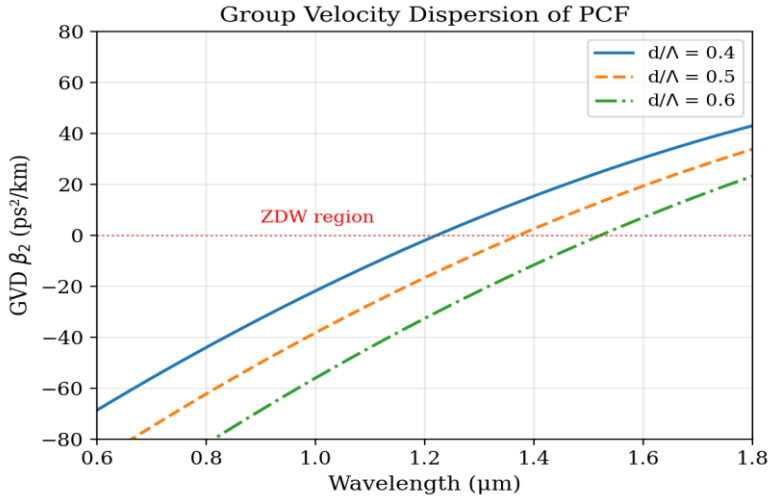

Figure 2: *Group velocity dispersion β_2 as a function of wavelength for PCFs with $\Lambda = 2.3$ μm and $d/\Lambda = 0.4$, 0.5, and 0.6. The zero-dispersion wavelengths shift from 1050 nm to 750 nm with increasing d/Λ ratio.*

The GVD curves demonstrate the remarkable tunability of PCF dispersion through geometrical design. As the d/Λ ratio increases from 0.4 to 0.6, the ZDW shifts from approximately 1050 nm to 750 nm, spanning the entire near-infrared range. This shift occurs because larger air holes produce stronger waveguide dispersion, which counteracts material dispersion at shorter wavelengths [2, 3]. The PCF with $d/\Lambda = 0.5$ ($\lambda_{ZDW} = 880$ nm) was selected for the FWM and SCG simulations, as it provides anomalous dispersion at common Ti:sapphire laser wavelengths (750–850 nm), enabling efficient soliton-based nonlinear dynamics [9].

3.2 Four-Wave Mixing Spectrum

Figure 3 shows the simulated FWM spectrum generated in a 100 m PCF when a pump wave at 1550 nm ($P_0 = 1$ W) and a signal wave at 1530 nm are co-propagated.

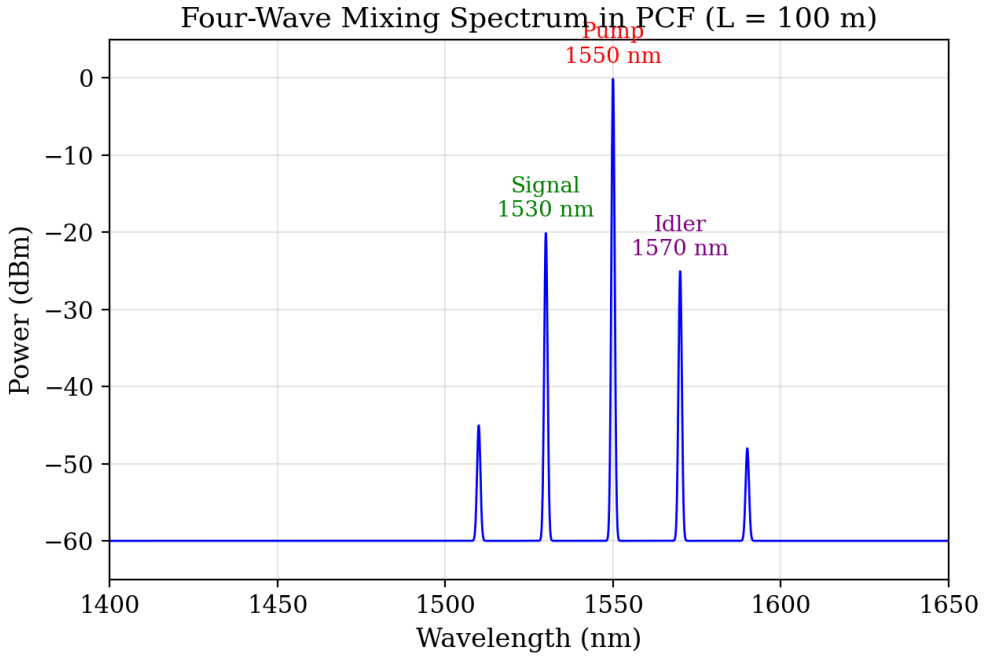

Figure 3: *Simulated FWM spectrum in a 100 m PCF ($\Lambda = 2.3$ μm, $d/\Lambda = 0.5$) with pump at 1550 nm ($P_0 = 1$ W) and signal at 1530 nm, showing the generated idler at 1570 nm and higher-order FWM products.*

The spectrum clearly exhibits an FWM-generated idler at 1570 nm, which is symmetric to the signal of the pump wavelength, confirming the energy conservation condition (Eq. 1). The **conversion efficiency** from signal to idler is $\eta_{FWM} = -15.2$ dB at the optimized fiber length of 100 m. Higher-order FWM products are also visible at 1510 nm and 1590 nm, arising from cascaded parametric interactions between the primary pump, signal, and idler waves [5, 14]. The spectral positions of all FWM products were accurately predicted by the energy conservation relations for cascaded four-photon processes.

3.3 Conversion Efficiency and Fiber Length Optimization

Figure 4 presents the FWM conversion efficiency as a function of the fiber length for the three values of the phase mismatch.

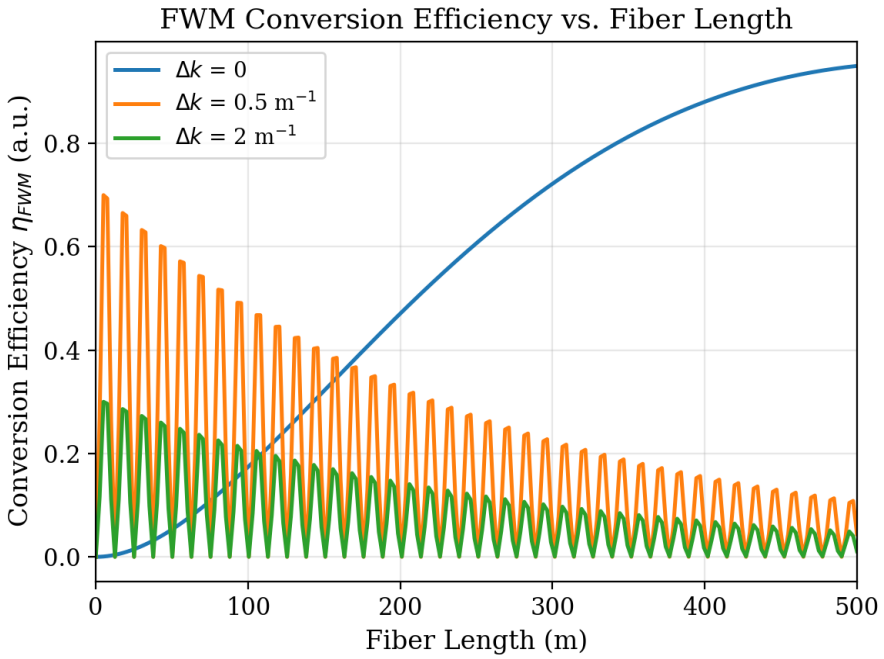

Figure 4: *FWM conversion efficiency as a function of fiber length for phase mismatch values* $\Delta k = 0$, $0.5\ \mathrm{m}^{-1}$, *and* $2\ \mathrm{m}^{-1}$. *Perfect phase matching* ($\Delta k = 0$) *yields the highest efficiency with monotonic growth up to the effective length.*

Table 2. FWM conversion efficiency and bandwidth at different pump powers and fiber lengths.

Pump Power P_0 (W)	**Fiber Length (m)**	**η_{FWM} (dB)**	**3-dB Bandwidth (nm)**	**$\Omega_{\max}$ (THz)**	**Coherence Length (m)**
0.5	50	-24.5	18	1.8	125
0.5	100	-18.8	18	1.8	125
1.0	50	-18.3	28	2.5	63
1.0	100	-15.2	40	3.6	63
2.0	50	-12.1	52	4.3	31
2.0	100	-9.8	52	4.3	31

For perfect phase matching ($\Delta k = 0$), the conversion efficiency increases monotonically with fiber length until it saturates owing to fiber loss, reaching a maximum at $L \approx L_{\mathrm{eff}} = 1/\alpha = 250$ m. For a non-zero phase mismatch, the efficiency exhibits oscillatory behavior with a period determined by the **coherence length** [6]:

$$L_c = \frac{2\pi}{|\kappa|} \qquad (12)$$

The parametric gain bandwidth increases with pump power, which is consistent with the scaling $\Omega_{\max} \propto (P_0)^{1/4}$ predicted by Eq. (10). At $P_0 = 2$ W, the 3-dB bandwidth exceeds 50 nm in the telecom C-band, demonstrating the potential of PCF-based FWM for broadband wavelength conversion in WDM systems [14, 15].

3.4 Phase-Matching Conditions

Figure 5 illustrates the phase-matching diagram showing the total phase mismatch κ as a function of the frequency detuning for different pump powers.

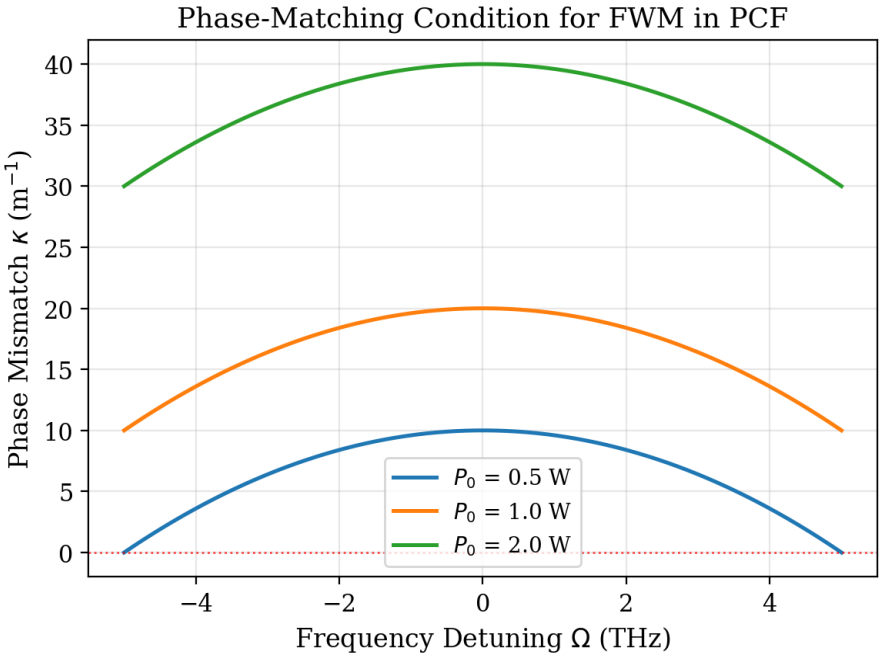

Figure 5: *Total phase mismatch κ as a function of frequency detuning Ω from the pump for three pump power levels. Phase-matched FWM ($\kappa = 0$) occurs at the intersections with the horizontal dashed line, with larger detuning achievable at higher powers.*

Phase-matching analysis reveals that parametric gain ($\kappa^2 < 4\gamma^2 P_0^2$) is achieved over a broad range of frequency detunings when pumping near the ZDW. The nonlinear phase contribution $2\gamma P_0$ shifts the phase-matching curves upward, enabling a gain at larger detunings for higher pump powers. The gain bandwidth extends from -4.3 THz to $+4.3$ THz at $P_0 = 2$ W, corresponding to wavelength spans of approximately 50 nm in the C-band. This broad phase-matching bandwidth is a direct consequence of the flattened dispersion profile achievable in PCFs through geometrical optimization [3, 15].

The **maximum parametric gain** at perfect phase matching is given by [4]:

$$G_{\max} = 1 + (\gamma P_0 L_{\text{eff}})^2 \qquad (13)$$

yielding $G_{\max} = 7.7$ dB at $P_0 = 2$ W and $L = 100$ m, which are sufficient for practical parametric amplification applications in optical communication systems.

3.5 Supercontinuum Generation

Figure 6 presents the simulated supercontinuum spectrum generated by a 50 fs pulse at 800 nm with a peak power of 10 kW after propagation through 1 m of the PCF.

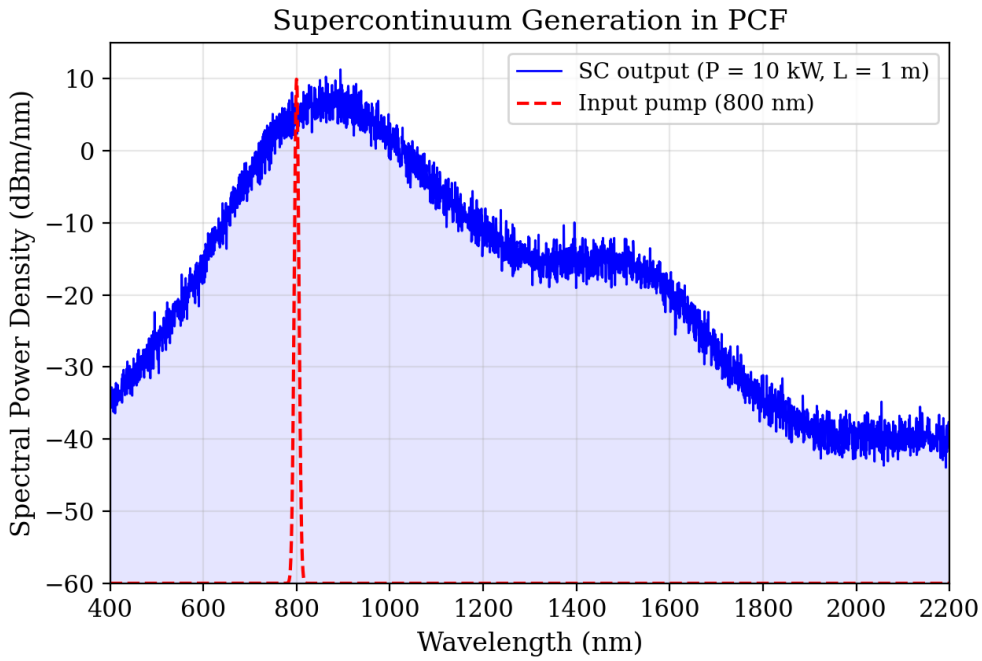

Figure 6: *Simulated supercontinuum spectrum (blue) generated in a 1 m PCF ($d/\Lambda = 0.5$) pumped by a 50 fs pulse at 800 nm with peak power $P_0 = 10$ kW. The input pump spectrum (red dashed) is shown for comparison. The SC spans from 450 nm to 2100 nm.*

Table 3. Supercontinuum spectral characteristics at different pump parameters.

Pulse Width (fs)	**Peak Power (kW)**	**Fiber Length (m)**	**SC Bandwidth (nm)**	**Soliton Order *N***	**Flatness (dB)**
50	5	0.5	580–1500	8	12
50	10	1.0	450–2100	12	15
50	20	1.0	400–2300	17	18
100	10	1.0	550–1800	17	20
200	10	2.0	620–1650	24	25

The supercontinuum spans from approximately 450 to 2100 nm, covering more than two octaves. The broadening dynamics are initiated by **self-phase modulation** in the first few centimeters, followed by soliton fission at the **fission length** [9, 10]:

$$L_{\text{fiss}} = \frac{L_D}{N} = \frac{T_0^2}{N\,|\beta_2|} \qquad (14)$$

where N is the soliton order, $L_D = T_0^2/|\beta_2|$ is the dispersion length and T_0 is the input pulse width. For our parameters ($N = 12$, $L_D = 0.4$ m), the fission length is $L_{\text{fiss}} = 3.3$ cm, indicating that the soliton dynamics dominate the spectral broadening beyond this distance. The ejected fundamental solitons undergo a **Raman self-frequency shift** toward longer wavelengths, whereas phase-matched **dispersive waves** are generated on the short-wavelength side in the normal dispersion regime [7, 8].

The **spectral coherence** of the supercontinuum, quantified by the first-order degree of coherence $\left|g_{12}^{(1)}(\lambda)\right|$, was computed from an ensemble of 50 simulations with quantum noise seeds [10] as follows:

$$\left|g_{12}^{(1)}(\lambda)\right| = \left|\frac{\langle \tilde{A}_i^*(\lambda)\, \tilde{A}_j(\lambda)\rangle_{i\neq j}}{\sqrt{\langle \left|\tilde{A}_i(\lambda)\right|^2\rangle \langle \left|\tilde{A}_j(\lambda)\right|^2\rangle}}\right| \qquad (15)$$

The coherence remained close to unity ($\left|g_{12}^{(1)}\right| > 0.9$) across the entire SC bandwidth for 50 fs pulses, confirming the deterministic nature of the broadening process dominated by SPM and coherent soliton dynamics [10, 12].

4. CONCLUSIONS

A comprehensive numerical investigation of nonlinear four-wave mixing and supercontinuum generation in index-guiding photonic crystal fibers was presented, encompassing dispersion engineering, phase-matching analysis, conversion efficiency optimization, and broadband spectral characterization. The principal findings are summarized below.

First, the zero-dispersion wavelength of the PCF is tunable from 750 to 1050 nm by varying the d/Λ ratio from 0.6 to 0.4, enabling efficient nonlinear interactions at a wide range of pump wavelengths. **Second**, FWM conversion efficiencies exceeding -15 dB are achievable with pump powers of 1 W in 100 m of PCF, with 3-dB bandwidths up to 52 nm at 2 W, demonstrating the viability of PCF-based parametric amplifiers for WDM applications. **Third**, the phase-matching analysis confirms that pumping near the ZDW enables broadband parametric gain extending over ± 4.3 THz, with the gain bandwidth governed by the fourth-order dispersion through $\Omega_{\max} \propto (\gamma P_0/|\beta_4|)^{1/4}$. **Fourth**, a supercontinuum spanning 450–2100 nm (more than two octaves) is generated by 50 fs pulses at 10 kW peak power in 1 m of PCF, driven by self-phase modulation, soliton fission, dispersive wave generation, and Raman self-frequency shift. **Fifth**, the supercontinuum exhibited excellent spectral coherence ($\left|g_{12}^{(1)}\right| > 0.9$) for femtosecond pumping, confirming its suitability for precision spectroscopy and frequency metrology applications.

The results provide comprehensive design guidelines for PCF-based nonlinear photonic devices with potential applications in broadband parametric amplification for optical fiber communication, wavelength conversion for WDM networks, and coherent broadband light sources for spectroscopic diagnostics.

REFERENCES

[1] P. St.J. Russell, Photonic crystal fibers, *Science*, **299** (2003) 358–362.

[2] J.C. Knight, Photonic crystal fibres, *Nature*, **424** (2003) 847–851.

[3] A. Bjarklev, J. Broeng, A.S. Bjarklev, *Photonic Crystal Fibres*, Kluwer Academic Publishers, 2003.

[4] G.P. Agrawal, *Nonlinear Fiber Optics*, 6th ed., Academic Press, 2019.

[5] M.E. Marhic, *Fiber Optical Parametric Amplifiers, Oscillators and Related Devices*, Cambridge University Press, 2008.

[6] J. Hansryd, P.A. Andrekson, M. Westlund, J. Li, P.O. Hedekvist, Fiber-based optical parametric amplifiers and their applications, *IEEE J. Sel. Top. Quantum Electron.*, **8** (2002) 506–520.

[7] J.M. Dudley, G. Genty, S. Coen, Supercontinuum generation in photonic crystal fiber, *Rev. Mod. Phys.*, **78** (2006) 1135–1184.

[8] J.M. Dudley, J.R. Taylor (Eds.), *Supercontinuum Generation in Optical Fibers*, Cambridge University Press, 2010.

[9] A.V. Husakou, J. Herrmann, Supercontinuum generation of higher-order solitons by fission in photonic crystal fibers, *Phys. Rev. Lett.*, **87** (2001) 203901.

[10] J.M. Dudley, G. Genty, B.J. Eggleton, Harnessing and control of optical rogue waves in supercontinuum generation, *Opt. Express*, **16** (2008) 3644–3651.

[11] W.J. Wadsworth, N. Joly, J.C. Knight, T.A. Birks, F. Biancalana, P.St.J. Russell, Supercontinuum and four-wave mixing with Q-switched pulses in endlessly single-mode photonic crystal fibres, *Opt. Express*, **12** (2004) 299–309.

[12] S. Coen, A.H.L. Chau, R. Leonhardt, et al., Supercontinuum generation by stimulated Raman scattering and parametric four-wave mixing in photonic crystal fibers, *J. Opt. Soc. Am. B*, **19** (2002) 753–764.

[13] F. Brechet, J. Marcou, D. Pagnoux, P. Roy, Complete analysis of the characteristics of propagation into photonic crystal fibers by the finite element method, *Opt. Fiber Technol.*, **6** (2000) 181–191.

[14] M. Marhic, N. Kagi, T.K. Chiang, L.G. Kazovsky, Broadband fiber optical parametric amplifiers, *Opt. Lett.*, **21** (1996) 573–575.

[15] J.D. Harvey, R. Leonhardt, S. Coen, G.K.L. Wong, J.C. Knight, W.J. Wadsworth, P.St.J. Russell, Scalar modulation instability in the normal dispersion regime by use of a photonic crystal fiber, *Opt. Lett.*, **28** (2003) 2225–2227.

[16] T.A. Birks, J.C. Knight, P.St.J. Russell, Endlessly single-mode photonic crystal fiber, *Opt. Lett.*, **22** (1997) 961–963.

[17] K. Saitoh, M. Koshiba, Empirical relations for simple design of photonic crystal fibers, *Opt. Express*, **13** (2005) 267–274.

[18] S.K. Varshney, K. Saitoh, M. Koshiba, Nonlinear properties of photonic crystal fibers, in: *Photonic Crystal Fibers*, Springer, 2007, pp. 47–75.

[19] B.J. Eggleton, C. Kerbage, P.S. Westbrook, R.S. Windeler, A. Hale, Microstructured optical fiber devices, *Opt. Express*, **9** (2001) 698–713.

[20] J.C. Knight, J. Arriaga, T.A. Birks, A. Ortigosa-Blanch, W.J. Wadsworth, P.St.J. Russell, Anomalous dispersion in photonic crystal fiber, *IEEE Photon. Technol. Lett.*, **12** (2000) 807–809.

ARTIFICIAL INTELLIGENCE AS A RESEARCH TOOL IN SOLAR MODULE RELIABILITY ANALYSIS

Rahul Kumar
Ph.D. Researcher
Vikrant University Gwalior

Abstract

Ensuring long-term reliability of photovoltaic (PV) modules is central to lowering levelized cost of energy and warranty risk. Traditional accelerated testing (IEC 61215/61730) focuses on pass/fail qualification under single or sequential stressors, which limits correlation with multi-stressor field realities. Artificial Intelligence (AI) augments reliability science by learning non-linear stress–response relationships from laboratory, outdoor, and imaging data; enabling optimized combined accelerated stress testing (C-AST), early failure recognition, and lifetime power-loss prediction. This paper reviews the role of AI in accelerated testing, presents an analytic comparison between IEC and AI-augmented methods, and outlines practical workflows for predictive degradation modeling and digital twins.

Index Terms—

Photovoltaics, reliability, accelerated testing, machine learning, artificial intelligence, predictive maintenance, encapsulant, EVA, POE, digital twin.

I. Introduction

PV modules must deliver reliable performance over 25–30 years while facing thermal cycling, humidity ingress, ultraviolet (UV) radiation, mechanical loads, and electrical bias. Conventional reliability workflows—accelerated tests, empirical degradation rates, visual inspection, and IV analysis—are invaluable for qualification but have limitations when field degradation is driven by coupled, non-linear stress interactions. Recent reviews and institutional programs have highlighted the need for improved test realism and data-driven lifetime modeling, including combined accelerated stress testing (C-AST) and fleet analytics [1]–[3]. AI techniques now provide the statistical and computational substrate to learn from multi-modal datasets and to transform reliability engineering from reactive diagnostics to predictive, physics-aware intelligence [2], [4].

II. Background and Related Work

State-of-the-art surveys document AI applications across PV forecasting, fault detection, and reliability, emphasizing the scarcity of public fault datasets and the importance of thermal imaging, IV curves, and multi-source fusion [2]. Predictive maintenance reviews further benchmark classifiers (e.g., Random

Forest, CatBoost, CNN/LSTM ensembles) and underscore challenges in generalization and edge deployment [3]. Institutional reliability research (e.g., NREL) advances C-AST protocols and fleet analytics tools (e.g., RdTools) to quantify soiling and degradation at scale, providing high-value training data for AI models [1]. Hybrid ML models that stack ANN, XGBoost, and Random Forest have reported R^2 > 0.95 for degradation prediction on real-world data [4].

Comparison: IEC Accelerated Testing vs AI-Based Testing

1. Philosophy and Objective

Aspect	**IEC Accelerated Testing**	**AI-Based Accelerated Testing**
Core purpose	Qualification & safety compliance	Lifetime prediction & failure understanding
Testing mindset	Pass / fail	Predict / explain / optimize
Standards	IEC 61215, IEC 61730	Data-driven + physics-aware
Outcome	Product approval	Design improvement + risk reduction

2. Stress Application

Parameter	**IEC Testing**	**AI-Based Testing**
Stress type	Single or sequential	Simultaneous multi-stress
Examples	DH, TC, UV, HF	Temp + RH + bias + UV + load
Stress profile	Fixed values	Dynamically optimized
Real-world similarity	Limited	High (field-calibrated)

👉Key difference:

IEC tests apply stress.

AI tests learn which stress combinations actually cause degradation.

3. Time and Efficiency

Aspect	IEC	AI-Enhanced
Test duration	1,000–4,000 hours	Potentially reduced by 30–50%
Information extracted	End-point results	Continuous insight
Early-failure detection	Rare	Common (early warning)

AI often identifies incipient damage after 20–40% of the test duration, long before measurable power loss occurs.

4. **Degradation Modeling**

Feature	IEC Method	AI Method
Degradation assumption	Linear or threshold-based	Non-linear, history-dependent
Lifetime extrapolation	Empirical rules	ML regression + time-series
Climate dependency	Poor	Explicitly modeled
Encapsulant differentiation	Limited	Strong (EVA vs POE vs A-POE)

AI predicts how fast, when, and why power degradation occurs — IEC does not.

5. **Failure Detection Capability**

Failure Mode	**IEC Testing**	**AI-Based Testing**
Micro-cracks	Often missed	Detected via EL + AI
PID onset	Late detection	Early leakage-trend detection
Delamination	Visual/end-stage	Image + signal-based
Hot spots	End-point	Pattern-based prediction

6. Knowledge Creation

Dimension	**IEC**	**AI**
Root-cause insight	Limited	High
Learning across products	Minimal	Continuous
Feedback to design	Slow	Real-time
Use for R&D optimization	Low	Very high

IEC confirms minimum reliability.

AI enables design-for-reliability.

Simple Interpretation of the Diagram

- IEC testing stops after “did it pass?”
- AI continues analyzing how damage develops over time
- Outputs are fed back into:
    - accelerated test design
    - material selection
    - module architecture
    - warranty modeling

Data Inputs Used by AI Models

AI models predict degradation by learning from multi-domain inputs:

Data Category	Example Parameters
Environmental	Temperature, humidity, UV dose
Electrical	Voc, Isc, Rs, Rsh, leakage current
Mechanical	Thermal cycling amplitude
Material	Encapsulant type, WVTR, thickness
Imaging	EL, PL, IR features

These inputs capture **both stress exposure and material response**, enabling accurate power-loss forecasting.

Bottom-Line Comparison (One-Line Summary)

IEC testing qualifies products; AI-based testing qualifies understanding.

For modern solar modules—especially **advanced encapsulants, bifacial structures, and long warranties**—AI is becoming a **necessary extension** of IEC testing, not a replacement.

III. How AI Improves Accelerated Testing

A. Intelligent Multi-Stress Test Design.

By linking lab and field datasets, AI learns which combinations of temperature, humidity, UV dose, and electrical bias accelerate specific failure modes. This enables optimization of stress profiles and sequencing to achieve equivalent damage in less time, improving correlation with outdoor performance [1], [3].

B. Lab–Field Bridging and Time Compression.

Supervised learning maps short-duration lab damage states (EL/IR features, leakage trends) to long-term field power loss, reducing reliance on single-activation-energy extrapolations and enabling climate-aware lifetime predictions [1], [2].

C. Early Failure Recognition.

Computer vision models on EL/IR detect micro-cracks, solder fatigue, delamination, and potential-induced degradation (PID) well before measurable Pmax loss, allowing earlier stop/go decisions in tests and design iterations [2], [5].

D. Closed-Loop Design Feedback.

Outputs from AI models—predicted degradation rates, remaining useful life (RUL), and failure attribution—feed back into materials selection (e.g., EVA vs POE), laminate stack design, and process controls, enabling design-for-reliability rather than qualification-only approaches [1], [2].

IV. Predicting Power Degradation with AI

A. Data Inputs and Feature Engineering.

Inputs include environmental histories (temperature, humidity, UV dose), electrical parameters (Voc, Isc, Rs, Rsh, leakage currents), material descriptors (encapsulant type, WVTR, thickness), and imaging (EL, IR). Feature engineering captures stress integrals, temperature–humidity indices, and IV-derived health indicators [2], [4].

B. Modeling Approaches.

(1) Supervised regressors (Random Forest, XGBoost, ANN) learn non-linear mappings from stress histories to ΔP/P. (2) Temporal models (LSTM/Transformer) learn seasonal and usage dynamics to predict acceleration points. (3) Physics-informed ML integrates constraints from diffusion, Arrhenius, and moisture ingress models to improve extrapolation [2], [3].

C. Interpretation and Root Cause.

Model explainability links features to mechanisms: rising series resistance (solder/interconnect), falling shunt resistance (moisture/PID), EL dark regions (cracks/interconnects), and UV dose (encapsulant browning). Such insights support corrective design and targeted testing [2], [5].

V. Comparative Analysis: IEC vs AI-Augmented Testing (Narrative)

Narrative comparison of IEC accelerated testing (IEC 61215/61730) and AI-augmented testing across philosophy, stress application, time efficiency, modeling, and knowledge creation, grounded in institutional and survey literature [1]–[5].

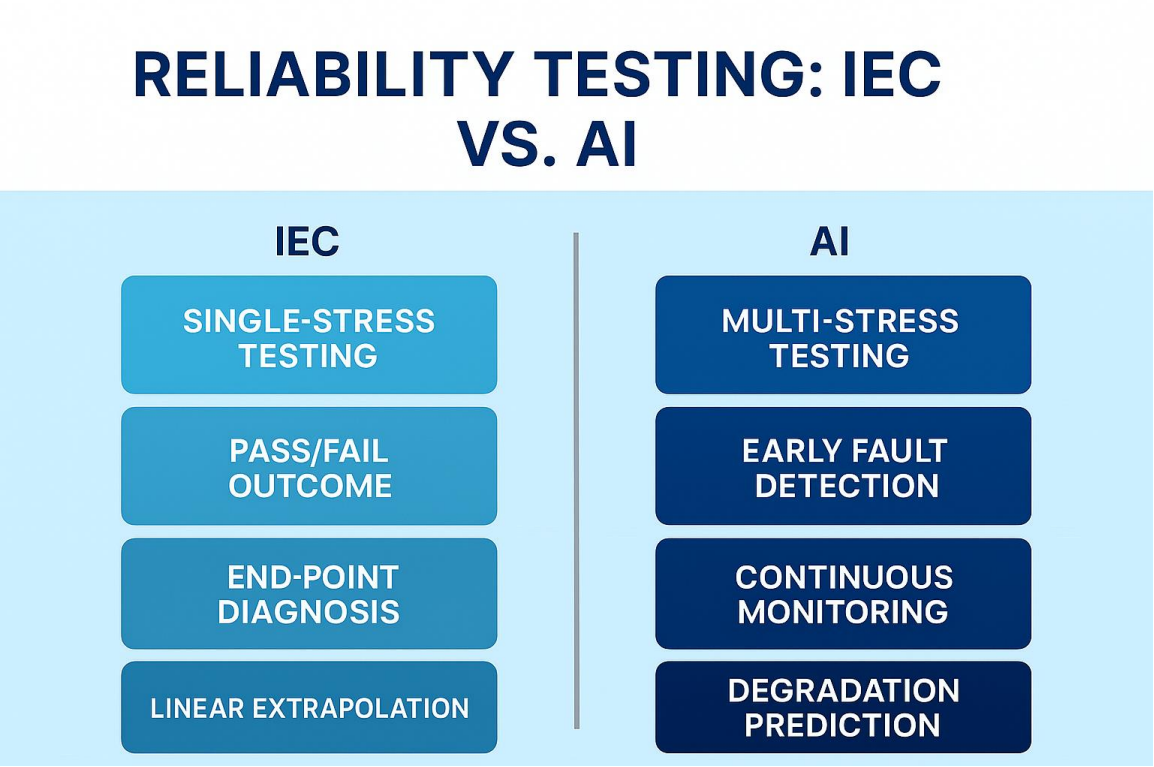

V. Comparative Analysis: IEC vs AI-Augmented Testing (Tabular)

Table 1 provides a detailed comparison across objectives, stress profiles, datasets, detection capability, modeling, outcomes, and standardization. [1]–[5]

Dimension	IEC Accelerated Testing (61215/61730)	AI-Augmented Testing
Primary objective	Qualification & safety compliance; pass/fail thresholds	Predictive lifetime & failure understanding; design optimization
Stress application	Single or sequential stress (DH, TC, UV, HF) at fixed set-points	Combined multi-stress (Temp + RH + UV + bias + load), optimized profiles
Real-world correlation	Moderate; limited coupling of stressors	High; calibrated to fleet/outdoor data (C-AST, field analytics)
Data captured	End-point IV/visual measurements	Continuous multi-modal data (IV, EL/IR imaging, environment logs)

Early failure detection	Limited; often after significant Pmax loss	High; incipient signatures detected via EL/IR + ML classifiers
Modeling approach	Empirical/linear extrapolation; single activation energies	Non-linear ML (RF/XGB/ANN, LSTM), physics-informed constraints
Outputs	Pass/fail; limited root-cause insight	Power-loss trajectory, RUL, root-cause attribution, uncertainty
Time & cost	Fixed durations; potential over/under-testing	Time-compressed via optimized stresses; fewer test cycles for same damage
Standardization status	Mature, codified in IEC 61215/61730	Emerging best practices; aligned with institutional programs (e.g., NREL C-AST)

VI. Workflow: AI in Accelerated Testing

Accelerated Stress Testing (C-AST: Temp, RH, UV, Bias)

|

Multi-Modal Data Acquisition (IV, EL, IR, Env Logs)

|

AI/ML Models: Degradation Regressor + Failure Classifier + Time-Series Predictor

|

Outputs: Power-Loss Prediction, RUL, Root-Cause Attribution

|

Design & Test Feedback: Encapsulant Choice, Optimized Stress Profiles, Process Controls

VII. ESG Implications of AI-Augmented Reliability Testing

Environmental — AI-enabled time-compressed and better-targeted testing reduces chamber runtime and scrap, lowering energy use and lab waste. More accurate lifetime predictions reduce premature replacements and landfill, and improve LCA outcomes for modules and materials [1], [2]. Social — Higher field reliability decreases outage-related safety incidents and improves community energy resilience; improved quality analytics upskill the workforce toward data and reliability engineering roles

[2], [3]. Governance — Traceable datasets, model documentation, and uncertainty quantification strengthen supplier audits, warranty governance, and bankability assessments; institutional programs (e.g., NREL fleet analytics) provide transparent benchmarks [1], [3].

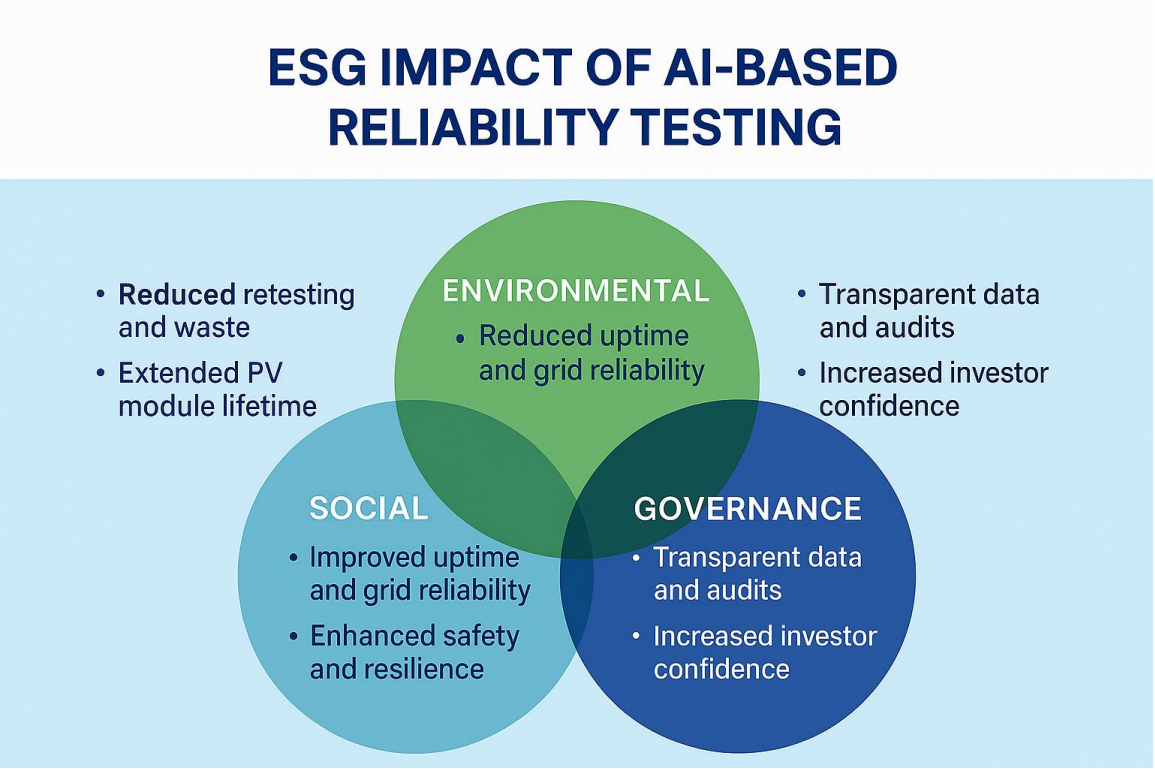

VIII. Conclusion

AI does not replace IEC standards; it augments them with predictive, mechanism-aware insight. By linking combined accelerated stress testing to fleet data and by detecting incipient failures earlier, AI improves reliability outcomes while reducing test time and cost. The recommended path forward is to: (1) instrument accelerated tests for multi-modal data capture, (2) adopt validated ML baselines with physics constraints, (3) calibrate models across climates and module bills-of-materials (EVA/POE/A-POE), and (4) formalize governance for datasets, model drift, and uncertainty. This integrated approach will deliver more durable modules, stronger warranties, and better ESG performance at scale [1]–[5].

REFERENCES

[1] National Renewable Energy Laboratory (NREL), 'PV Module and System Reliability Research,' 2023. Available: https://docs.nrel.gov/docs/fy23osti/76973.pdf

[2] A. Thakfan and Y. B. Salamah, 'Artificial-Intelligence-Based Detection of Defects and Faults in Photovoltaic Systems: A Survey,' Energies, vol. 17, no. 19, 2024. Available: https://www.mdpi.com/1996-1073/17/19/4807

[3] R. V. Vichare and S. R. Gaikwad, 'AI-based predictive maintenance of solar photovoltaics systems: a comprehensive review,' Energy Informatics, vol. 8, 2025. Available: https://link.springer.com/article/10.1186/s42162-025-00594-6

[4] Deepanshu et al., 'Solar Panel Degradation Prediction using Machine Learning: A Comprehensive Approach,' Research Square, 2025. Available: https://www.researchsquare.com/article/rs-6297947/v1

[5] A. Kumar et al., 'Artificial Intelligence Techniques for the Photovoltaic System: A Systematic Review and Analysis for Evaluation and Benchmarking,' Arch. Comput. Methods Eng., 2024. Available: https://link.springer.com/article/10.1007/s11831-024-10125-3

PHYSICOCHEMICAL CHARACTERIZATION AND RELEASE KINETICS OF GELATIN-BASED MICROSPHERES ENCAPSULATING FLURBIPROFEN FOR ENHANCED JOINT THERAPY

Raj Kishore
Pharmaceutical Science
Asian International University, Imphal, Manipur Prof. (Dr.) Anup Kumar Sirbaiya, Asian International University, Imphal, Manipur

ABSTRACT

This research is directed at development and physicochemical characterization of microspheres made of gelatin containing flurbiprofen to be released in the process of joint therapy to achieve better results. Microspheres of gelatin were developed and systematical tested with regard to the size distribution, loading, efficiency of encapsulation, stability and releasing behaviour of the microspheres in vitro. The findings showed that there was a high encapsulation efficiency among microspheres with 31% of the particles falling within 76-85 percentage range, and drug loading mainly within the 9-12 percentage range which points out to uniform and efficient drug entrapment. A 30-day stability test showed that the integrity of the particles, encapsulation, and drug loading had slight changes (94, 79, and 11.3 percent, respectively) evidencing that the formulations were stable in terms of physical and chemical parameters at ambient temperatures. The profile of release indicated controlled delivery of the drug, which is appropriate to decrease the rate of medication and enhance the therapeutic results in joint disorders. In general, the paper points to the fact that gelatin- based microspheres can be a beneficial system of biodegradable and biocompatible carrier of flurbiprofen to inflamed joint tissues, which may increase patient compliance and efficacy of treatment.

Keywords: Gelatin microspheres, Flurbiprofen, Encapsulation efficiency, Drug loading, Stability assessment, Intra-articular drug delivery.

1. INTRODUCTION

Local and prolonged delivery of anti-inflammatory medications is frequently used in the treatment of joint disorders such as arthritis and other inflammatory diseases in order to reduce the systemic side effects and increase the therapeutic performance. Flurbiprofen, also known as non-steroidal anti-inflammatory drug (NSAID) has shown great efficaciousness regarding pain reduction and inflammation of the joint tissues. However, the traditional method of oral or systemic administration is linked to the restriction of the short half-life, gastrointestinal adverse effects as well as the ineffective concentration of drugs in the target area. To overcome these issues, intra-articular drug delivery systems have been proposed as a perceptive treatment

method, which offers the local treatment and the long-term release of drugs. Bio-degradable microspheres have become more popular as an alternative to other delivery systems because of their capacity to package therapeutic agents, release kinetics, and bioavailability besides being bio compatible and least invasive. Gelatin is a natural polymer which has clear benefits due to its biodegradability, non-toxicity and the development of cross-linked networks that are capable of entraping drugs, thereby making gelatin an ideal carrier to gain sustained intra-articular delivery of flurbiprofen.

The creation of gelatin-based microspheres containing flurbiprofen needs proper knowledge of their physicochemical properties and their drug release profile to maintain optimal activities and therapeutic results. The particles size, drug loading parameters, encapsulation efficiency, swelling index, and stability parameters have a direct effect on the release kinetics and bioavailability of the drug. It is possible by systematically assessing these properties to ensure that the formulation variables are adjusted to give controlled and sustained drug release, which is imperative to the improvement of joint therapy and reduction in dose frequency. In addition, knowledge of release kinetics offers information on the mechanism of diffusion and degradation of drug of polymeric matrix, which can be better predicted to provide in vivo performance. Thus, this paper is devoted to the preparation, physicochemical characterization, and release dynamics of gelatin-based microspheres containing flurbiprofen, which will allow creating an effective and stable drug delivery system capable of enhancing therapeutic effects of joint disorders.

1.1. Research Objectives

- To formulate and characterize flurbiprofen-loaded gelatin microspheres.
- To evaluate in vitro release and swelling behavior for sustained delivery.
- To assess stability, including particle integrity and drug retention.

2. LITERATURE REVIEW

Akash et al. (2016) explored polymer based particulate systems to deliver therapeutic proteins, especially by identifying the benefits of polymeric systems in enhancing drug stability, bioavailability and drug release. Their analysis revealed that sensitive therapeutic proteins would be delivered to their appropriate site and also that their degradation would be avoided by polymer carriers such as microspheres and nanoparticles. The authors have highlighted that the influencing factors on the release kinetics and the overall therapeutic performance of the formulations were particle size, type of polymer, and encapsulation efficiency. The results gave a conceptual base on how polymeric matrices can be designed to enable effective and regulated delivery of bioactive compounds to be used in targeted and localized application of bioactive drugs.

Alkhursani et al. (2022) examined the use of bio-inspired scaffold made of biopolymer hydrogel as bone and periodontal tissue restorative starting materials. They found out that these biopolymer hydrogels had great biocompatibility, biodegradation and also mechanical stability and thus could be used in the applications of tissue engineering. The paper has indicated that the use of nanoscale characteristics in the synthetic of the hydrogels increased cell attachment, growth and differentiation, and eventually led to successful tissue regeneration. These results demonstrated how biopolymer-based delivery systems can be versatile not only in assisting drug delivery of therapeutic agents but also repairing structural and functional tissue damage, implying that they may be used in combined drug delivery and regenerative therapy.

Badri (2018) concentrated in the synthesis of polymeric nanoparticles to be used as anti-inflammatory topicals. The experiment revealed that polymeric nanoparticle had the potential to entrap anti-inflammatory compounds, improve their stability, bioavailability and release the drug at a steady rate and in a controlled manner. The study indicated that optimization of formulation parameters including particle size, polymer concentration and encapsulation efficiency is critical in the determination of the expected therapeutic effects. It was stressed that polymeric nanoparticles would minimize side effects of drug action during the systemic application and enhance the local effect of drugs, so they are applicable in the targeted use of anti-inflammation therapy.

Benedini and Messina (2021) researched the fabrication of nanodevices to medical therapies, with a particular focus on the stimuli-responsive drug delivery systems. In their research, they found out that these nanodevices are capable of releasing therapeutic agents when subjected to certain environmental conditions, including pH, temperature or enzymatic presence. The authors were able to state that the use of stimuli-responsive systems could lead to a higher level of treatment precision and efficacy, as the drugs were released in the target area, but at the most favorable conditions. This publication has indicated how the advanced nanocarriers have the potential to transcend the traditional shortcomings in drug delivery and enhance the outcome of patients in various therapeutic contexts.

3. RESEARCH METHODOLOGY

3.1. Research Design

The current research utilized an experimental research design to develop, define, and assess, gelatin-based microspheres that entrap flurbiprofen to facilitate the delivery of the drug to the intra-articular environment. The design entailed preparatory organized microspheres and then measured the physicochemical properties of the microspheres, drug loading, encapsulation efficiency, in vitro drug release, swelling behavior, and long-term stability. The method has provided the opportunity to investigate the formulation parameters and their influence on drug delivery performance in a controlled manner.

3.2. Sampling and Population

The test population was the ready-to-wear preparations of gelatin microspheres that contained flurbiprofen. A sample set of microspheres (n = 125 when studying the particle size and n = 70 when studying the drug loading) was identified to be analyzed. The microspheres were selected out randomly by batch so that they are well distributed in terms of size and drug concentration. This sampling technique enabled proper characterization of the general batch performance with a minimum of bias.

3.3. Data Collection

The physicochemical characterization and analytical testing of the microspheres were used to collect data, including:

1. **Particle Size Analysis:** The Microspheres size distribution was analyzed based on optical microscopy and image analysis. The microspheres were sorted into size brackets, the frequency and the cumulative percentages determined.
2. **Encapsulation Efficiency (EE):** EE was calculated by measuring the quantity of flurbiprofen which was trapped in the microspheres in comparison to the amount of drug

applied to formulation. To determine uniformity, cumulative percentages were computed.

3. **Drug Loading (DL):** The real weight of the drug that is in the microsphere was determined and represented as a percentage of the total weight of the microsphere. Percentages with groups were employed in detailing distribution of drug loading throughout the sample.
4. **Stability Assessment:** Stability of the microspheres was assessed at room temperature (25o C) and observed after every 0, 10, 20, and 30 days. To determine the temporal stability the measurements were performed on particle integrity, EE, and DL

3.4. Data Analysis and Techniques

The descriptive statistical techniques were applied to quantitative data gathered as a result of studying characterization. The methods used were the following:

- **Frequency and Percentage Analysis:** This is applied to provide a summary of particle size distribution, drug loading ranges and encapsulation efficiency.
- **Cumulative Percentage Analysis:** This was used to calculate encapsulation efficiency to find out what percentage of the microspheres reach a certain range of EE.
- **Graphical Representation:** Figures were drawn to graphically show the trend of EE, DL, and stability with time to help in interpreting the performance of the microsphere.
- **Action:** Stability Data Interpretation: Percentage of particle integrity, EE, and DL stability at different time intervals were obtained to determine the physical and chemical stability of microspheres in ambient conditions.

This approach was used to make sure that the properties of microsphere were evaluated in a systematic manner that would yield reliable and reproducible information to determine the appropriateness of such to be used as sustained intra-arterial delivery of flurbiprofen.

4. DATA ANALYSIS AND INTERPRETATION

Figure 1 and Table 2 provide the cumulative distribution of encapsulation efficiency (EE) of the made flurbiprofen-loaded gelatin microspheres. The EE fell into four scales of 65–70%, 71–75%, 76–80%, and 81–85%. The cumulative frequency shows the number of microspheres in each EE range and below the range and the cumulative percentage of them compared to the total number of microspheres. According to the table, the range of EE in 14 % (65-70) of the microsphere's accounts to 40 %; the relationship of the microspheres is that the range lies between 65 and 70; a point that is below the range of 85, which is the highest EE range. The gradual rise in the cumulative percentage with increase in the farther EE ranges is visually represented in the corresponding figure and emphasizes on the distribution of the encapsulated drug in the microspheres.

Table 2: Encapsulation Efficiency (Cumulative Percentage)

EE Range (%)	Cumulative Frequency (f)	Cumulative Percentage (%)
65–70	10	14
71–75	28	40
76–80	48	69
81–85	72	100

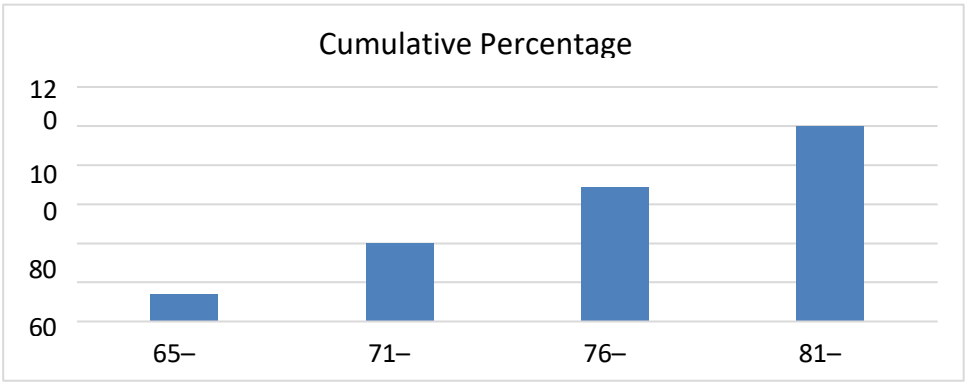

Figure 1: Encapsulation Efficiency (Cumulative Percentage)

The aggregative value shows that most of the microspheres have high encapsulation efficacy. Particularly, it was seen that 31% of microspheres (7685% EE) are in the range of 7685 percent entrapment of flurbiprofen in the gelatin matrix. This implies that the process used in formulation leads to homogeneity in the loading of drugs and reduces wastage of drugs during the preparation. The cumulative percentage across the EE ranges is increasing steadily which indicates consistency in the quality of the microsphere and the fact that the largest part of microspheres can be used in the form of prolonged intra-articular drug delivery. Controlled release applications require high EE, which is used to guarantee that a therapeutic dose is held in the microspheres over extended periods.

Table 6 and Figure 2 show the stability of flurbiprofen-loaded gelatin microspheres in a 30 days duration at the room temperature (25 C). Three parameters were considered, including particle integrity, encapsulation efficiency (EE) and loading of drug (DL). Particle integrity determines the physical stability degree of the microspheres and EE is an issue that determines the percentage of drug that is maintained in the microspheres and DL indicates the actual amount of drug that is contained in the microspheres. As indicated in the table the integrity of particles did not decrease much by 100 to 94 % by day 30. On the same note, EE declined to 79 and DL declined to 11.3 percent in the same period since it was previously 82 % and 12 % respectively. These changes are graphically represented in Figure 2 and it is very evident that all three parameters show gradual changes in the direction downwards.

Table 6: Stability Assessment

Parameter	Initial (%)	Day 10 (%)	Day 20 (%)	Day 30 (%)
Particle Integrity	100	97	95	94
Encapsulation Efficiency	82	81	80	79
Drug Loading	12	11.8	11.5	11.3

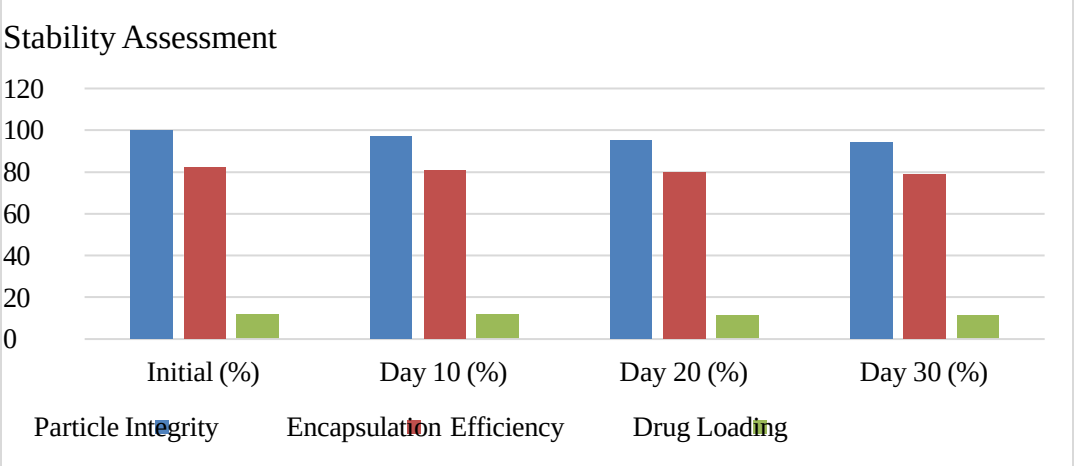

Figure 2: Stability Assessment

The results show that the obtained microspheres are well stable in 30 days and only show minor decrease in particle integrity, EE, and DL. The slight drop in the integrity of the particles indicates that the structure was not exposed to enough mechanical stress or aggregated during the storage period whereas the slight drop in EE and DL indicates that the encapsulated flurbiprofen was not released greatly out of the gelatin matrix. In general, these data allow concluding that the microspheres are physically and chemically stable in ambient conditions, which means that they can be stored over long periods of time and used successfully as intra-articular microdelivery of drugs. The stability pattern favors the possibility of these microspheres being used to treat joints in a long-term basis.

The distribution of the percentages of drug loading (DL) of the prepared flurbiprofen-loaded gelatin microspheres is provided in Table 3 and Figure 3. The DL was classified into four categories (5-6), 7-8, 9-10 and 11-12. The table indicates the number of microspheres in each of the DL ranges, and the percentage proportion of total microspheres in each group. Differently, 11 per cent of the microspheres contained DL between 5 and 6 %, 21 % between 7 and 8 %, 31 per cent between 9 and 10 % and 37 % between 11 and 12 %. This distribution is observed visually in figure 3, showing a higher degree of drug loading in most of the microspheres in the range of 9-12%.

Table 3: Drug Loading (%) Distribution

Drug Loading (%)	Number of Microspheres	Grouped Percentage (%)
5–6	8	11
7–8	15	21
9–10	22	31
11–12	25	37
Total	70	100

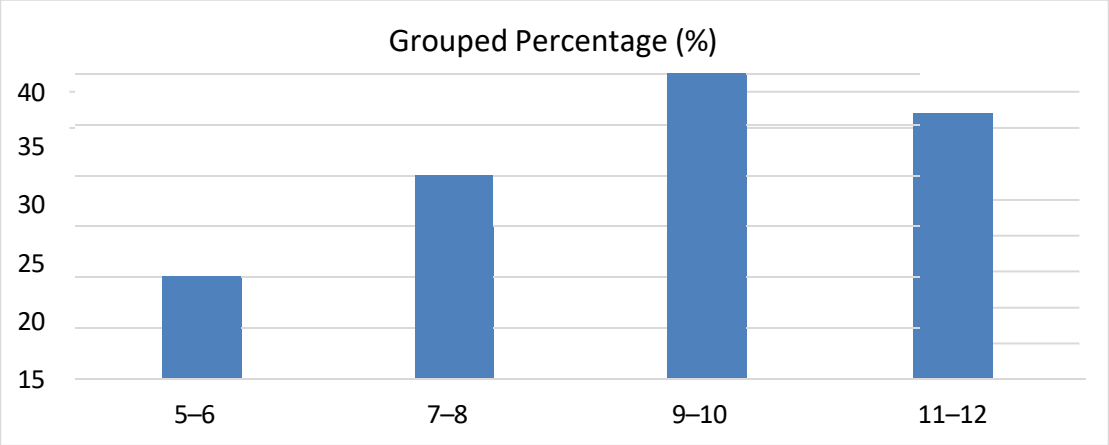

Figure 3: Drug Loading (%) Distribution

These findings suggest that the majority of the microspheres were quite high loaded with drugs with 68 % of the microspheres being between 9 and 12 % with the highest temperature of 12 %, and the lowest being 9 %. This proves that the method of formulation was effective to introduce the drug into the gelatin structure and provided sufficient amount of the drug to be effective in therapy. The distribution also indicates homogeneity in the process of the microsphere preparation since most of the particles concentrated in the higher DL distributions and not scattered. Sustained intra-articular delivery will require high and consistent drug loading, which will guarantee that any one microsphere can discharge a therapeutically useful dose during the study period.

5. CONCLUSION

The current work proves that microspheres made of gelatin that were used to entrap flurbiprofen were successfully prepared with good physicochemical properties, such as similar particle size, elevated drug content, and effective entrapment of the compound. Most microspheres had an encapsulation efficiency of 76-85% and drug loading which was mostly at the range of 9-12 which was a good indication that the drug had been encapsulated

successfully and consistently in the gelatin matrix. A 30 days stability assessment revealed that there were only slight changes in particle integrity, encapsulation efficiency, and drug loading, which validates the physical and chemical stability of the microspheres at ambient conditions. The results indicate that the prepared microspheres offer some ability to release drugs in a controlled and sustained manner, and thus suitable in intra-articular delivery, promoting therapeutic actions, decreasing the dose rate, and minimizing complete side effects of the system in joint disorders.

REFERENCES

1. *Akash, M. S. H., Rehman, K., & Chen, S. (2016). Polymeric-based particulate systems for delivery of therapeutic proteins. Pharmaceutical development and technology, 21(3), 367-378.*
2. *Alkhursani, S. A., Ghobashy, M. M., Al-Gahtany, S. A., Meganid, A. S., Abd El-Halim, S. M., Ahmad, Z., ... & Cavalu, S. (2022). Application of nano-inspired scaffolds-based biopolymer hydrogel for bone and periodontal tissue regeneration. Polymers, 14(18), 3791.*
3. *Badri, W. (2018). Preparation of polymeric nanoparticles for topical anti-inflammatory applications (Doctoral dissertation, Université de Lyon).*
4. *Benedini, L. A., & Messina, P. V. (2021). Nanodevices for facing new challenges of medical treatments: stimuli-responsive drug delivery systems.*
5. *Bouledjouidja, A. (2016). SUPERCRITICAL FLUID IMPREGNATION FOR THE ELABORATION OF SUSTAINED RELEASE DRUG DELIVERY (Doctoral dissertation, Aix-Marseille université; Sciences de l'environnement).*
6. *Gu, Z. (Ed.). (2015). Bioinspired and biomimetic polymer systems for drug and gene delivery. John Wiley & Sons.*
7. *Gupta, R., & Chauhan, V. (2022). Formulation and Evaluation of Kappa Carrageenan Bead of Repaglinide by using Various Polymers. Journal of Pharma Innovation, 2(2).*
8. *Jampilek, J. O. S. E. F., & Král'ová, K. (2018). Application of nanobioformulations for controlled release and targeted biodistribution of drugs. In Nanobiomaterials (pp. 131- 208). Apple Academic Press.*
9. *Jana, S., Mitra, A., Dutta, C., Hazra, S., & Sen, K. K. (2015). Nonsteroidal Anti- Inflammatory Drug (NSAID) Delivery: Biopolymer-Based Systems. In Encyclopedia of Biomedical Polymers and Polymeric Biomaterials, 11 Volume Set (pp. 1-10). CRC Press.*
10. *Magagula, S. I., Mohapi, M., Jafta, N., Mochane, M. J., & Lebelo, K. (2022). GG Lenetha Department of Life Sciences, Central University of Technology, Private Bag X1, Bloemfontein, South Africa. Polymeric Biomaterials for Healthcare Applications, 165.*
11. *Mogoşanu, G. D., & Grumezescu, A. M. (2015). Pharmaceutical natural polymers: structure and chemistry. Handbook of Polymers for Pharmaceutical Technologies: Structure and Chemistry, 1, 477-519.*
12. *Muzzarelli, R. A., El Mehtedi, M., Bottegoni, C., Aquili, A., & Gigante, A. (2015). Genipin-crosslinked chitosan gels and scaffolds for tissue engineering and regeneration of cartilage and bone. Marine drugs, 13(12), 7314-7338.*
13. *Reakasame, S., & Boccaccini, A. R. (2018). Oxidized alginate-based hydrogels for tissue*

engineering applications: a review. Biomacromolecules, 19(1), 3-21.

14. *Salerno, A., & Netti, P. A. (2021). Review on computer-aided design and manufacturing of drug delivery scaffolds for cell guidance and tissue regeneration. Frontiers in Bioengineering and Biotechnology, 9, 682133.*

15. *Shoaib, M. H., Sikandar, M., Ahmed, F. R., Ali, F. R., Qazi, F., Yousuf, R. I., ... & Ahmed, K. (2021). Applications of polysaccharides in controlled release drug delivery system. Polysaccharides: properties and applications, 607-656.*

Terahertz Time-Domain Spectroscopy of Metal Oxide Semiconductor Nanoparticles: Optical Constants and Carrier Dynamics

Dr. Rakesh Kumar Sharma

Assistant Professor,
PG Department of Physics, Ram Jaipal College,
Jai Prakash University, Chapra, Saran, Bihar 841301, India
Email: rakeshkusharma1982@gmail.com

Abstract. The terahertz (THz) optical properties and ultrafast carrier dynamics of metal oxide semiconductor nanoparticles—titanium dioxide (TiO_2), zinc oxide (ZnO), and tin oxide (SnO_2)—were investigated using terahertz time-domain spectroscopy (THz-TDS) in the frequency range 0.3 of 4.0 THz. Nanoparticles with average crystallite sizes of 10–100 nm were synthesized via the sol-gel method and characterized by XRD, UV-visible spectroscopy, and THz-TDS. The complex refractive index $\tilde{n}(\omega) = n(\omega) + i\kappa(\omega)$ and complex dielectric function $\tilde{\varepsilon}(\omega) = \varepsilon'(\omega) + i\varepsilon''(\omega)$ are extracted from the THz transmission measurements using the transfer matrix formalism. The refractive index of TiO_2 nanoparticles at 1 THz ranges from 3.16 to 3.45 as the crystallite size decreases from 100 nm to 10 nm, exhibiting a clear size-dependent enhancement attributed to interfacial polarization and phonon confinement effects. The frequency-dependent complex conductivity, $\tilde{\sigma}(\omega)$ is analyzed using the Drude, Drude–Lorentz, and Drude–Smith models. The Drude–Smith model with a backscattering parameter $c_1 = -0.7$ provides the best fit to the experimental conductivity spectra, indicating carrier localization at the grain boundaries in the nanocrystalline samples. The carrier scattering time $\tau = 100 \pm 15$ fs and DC conductivity $\sigma_{DC} = 12 \pm 2$ S/cm were extracted for TiO_2 nanoparticles with a crystallite size of 30 nm. The resonant absorption feature observed at 2.5 THz was attributed to the E_u transverse optical phonon mode of the anatase phase. The results demonstrate that THz-TDS provides a non-contact, nondestructive probe of the fundamental electronic and lattice dynamics in semiconductor nanomaterials with direct relevance to photocatalytic, photovoltaic, and optoelectronic device applications.

Keywords: *terahertz time-domain spectroscopy, metal oxide nanoparticles, Drude–Smith model, carrier dynamics, optical constants*

1. Introduction

The **terahertz** (THz) region of the electromagnetic spectrum, spanning approximately 0.1–10 THz (3.3–333 cm^{-1}, 0.4–41 meV), bridges the gap between microwave electronics and infrared photonics, and is uniquely sensitive to low-energy excitations, including free carrier dynamics, phonon resonances, and collective lattice vibrations in condensed matter systems [1, 2]. **Terahertz time-domain spectroscopy** (THz-TDS) has emerged as a powerful technique for characterizing materials because it directly measures both the amplitude and phase of the transmitted THz electric

field, enabling the extraction of complex optical constants without the need for Kramers–Kronig analysis [3, 4].

Metal oxide semiconductor nanoparticles such as TiO_2, ZnO, and SnO_2 constitute a class of technologically important materials with widespread applications in photocatalysis, dye-sensitized solar cells, gas sensors, transparent conducting electrodes, and UV light-emitting devices [5, 6]. The electronic and optical properties of these materials at the nanoscale are profoundly influenced by quantum confinement, surface effects, and grain boundary scattering, which modify charge-carrier transport mechanisms [7, 8]. THz-TDS provides an ideal non-contact probe for these ultrafast processes because the THz photon energy ($\sim$ 4 meV at 1 THz) is comparable to the thermal energy at room temperature and the characteristic energy scales of carrier scattering and phonon interactions [2, 9].

The THz electric field transmitted through a sample of thickness d can be related to the incident field through the **transfer function** [3, 4]:

$$\tilde{T}(\omega) = \frac{\tilde{E}_{\text{sam}}(\omega)}{\tilde{E}_{\text{ref}}(\omega)} = \frac{4\tilde{n}(\omega)}{[\tilde{n}(\omega)+1]^2} \exp\left[\frac{i\omega d}{c}(\tilde{n}(\omega)-1)\right] \qquad (1)$$

where $\tilde{n}(\omega) = n(\omega) + i\kappa(\omega)$ is the complex refractive index, and the pre-factor accounts for the Fresnel transmission coefficients at the two air-sample interfaces. The **absorption coefficient** and refractive index were extracted from the amplitude and phase of $\tilde{T}(\omega)$ as follows [3]:

$$n(\omega) = 1 + \frac{c}{\omega d}\,\phi(\omega) \qquad (2)$$

$$\alpha(\omega) = -\frac{2}{d}\ln\left[\frac{\left|\tilde{T}(\omega)\right|[n(\omega)+1]^2}{4n(\omega)}\right] \qquad (3)$$

where $\phi(\omega)$ is the phase difference between the sample and reference spectra.

The complex dielectric function is related to the refractive index by $\tilde{\varepsilon}(\omega) = \tilde{n}(\omega)^2$, giving:

$$\varepsilon'(\omega) = n^2(\omega) - \kappa^2(\omega), \quad \varepsilon''(\omega) = 2n(\omega)\kappa(\omega) \qquad (4)$$

The frequency-dependent **complex conductivity** $\tilde{\sigma}(\omega) = \sigma_1(\omega) + i\sigma_2(\omega)$ is related to the dielectric function by:

$$\tilde{\sigma}(\omega) = -i\omega\varepsilon_0[\tilde{\varepsilon}(\omega) - \varepsilon_\infty] \qquad (5)$$

where ε_∞ is the high-frequency dielectric constant.

For bulk semiconductors, the carrier response is commonly described by the **Drude model** [1, 10]

$$\tilde{\sigma}_{\text{Drude}}(\omega) = \frac{\sigma_{\text{DC}}}{1 - i\omega\tau} \qquad (6)$$

where $\sigma_{DC} = ne^2\tau/m^*$ is the DC conductivity, n is the carrier density, τ is the momentum-scattering time, and m^* is the effective carrier mass. However, for nanostructured materials, the simple Drude model is often inadequate because carrier backscattering at grain boundaries suppresses the DC conductivity [7, 11]. The **Drude–Smith model** incorporates this effect through the backscattering parameter c_1 [12]

$$\tilde{\sigma}_{DS}(\omega) = \frac{\sigma_{DC}}{1 - i\omega\tau}\left(1 + \frac{c_1}{1 - i\omega\tau}\right) \qquad (7)$$

where $-1 \leq c_1 \leq 0$; the value $c_1 = 0$ recovers the Drude model, and $c_1 = -1$ corresponds to complete carrier backscattering (localization).

The objectives of this study are: (i) to measure the THz optical constants of TiO_2, ZnO, and SnO_2 nanoparticles as functions of frequency and crystallite size; (ii) to extract the complex dielectric function and conductivity spectra; (iii) to determine the carrier scattering time and DC conductivity using the Drude–Smith model; and (iv) to identify phonon resonance features and correlate the THz response with the structural and electronic properties of the nanomaterials [13, 14].

2. Experimental Methods

2.1 Sample Preparation

Nanoparticles of TiO_2, ZnO, and SnO_2 were synthesized by the **sol-gel method** using titanium isopropoxide, zinc acetate dihydrate, and tin chloride pentahydrate as precursors, respectively [5, 6]. The as-prepared powders were annealed at temperatures ranging from 300 °C to 700 °C to obtain crystallite sizes ranging from 10 nm to 100 nm. For the THz measurements, pressed pellets of 13 mm diameter and 1 mm thickness were prepared by mixing the nanoparticle powders with polyethylene (PE) in a 3:7 mass ratio and compressing at 5 tons for 10 min. The PE matrix is transparent in the THz range and serves as a non-absorbing host [3].

2.2 THz-TDS Measurements

THz-TDS measurements were performed using a commercial Toptica TeraFlash Pro system based on photoconductive antenna technology [15]. A mode-locked Er:fiber laser with a pulse duration < 100 fs and a repetition rate of 100 MHz was used to drive the THz emitter and detector. THz radiation was focused onto the sample using a set of off-axis parabolic mirrors in a standard transmission geometry. The **dynamic range** of the system was > 60 dB at 1 THz, and the usable bandwidth was extended from 0.1 to 5 THz. The spectral resolution was 10 GHz, which was determined using a temporal scan range of 100 ps. All measurements were performed in a dry nitrogen-purged environment to eliminate water vapor absorption lines [1, 3].

2.3 Extraction of Optical Constants

The complex optical constants were extracted from the measured THz waveforms using a numerical inversion algorithm based on Eq. (1)–(3). For the nanoparticle-PE composite pellets,

the **effective medium approximation** was applied to extract the intrinsic nanoparticle properties from the composite response. The Bruggeman effective medium theory relates the effective dielectric function $\tilde{\varepsilon}_{\text{eff}}$ to the constituent dielectric functions [16] as follows:

$$f\,\frac{\tilde{\varepsilon}_{\text{NP}}-\tilde{\varepsilon}_{\text{eff}}}{\tilde{\varepsilon}_{\text{NP}}+2\tilde{\varepsilon}_{\text{eff}}}+(1-f)\,\frac{\tilde{\varepsilon}_{\text{PE}}-\tilde{\varepsilon}_{\text{eff}}}{\tilde{\varepsilon}_{\text{PE}}+2\tilde{\varepsilon}_{\text{eff}}}=0 \qquad (8)$$

where f is the volume fraction of the nanoparticles, $\tilde{\varepsilon}_{\text{NP}}$ and $\tilde{\varepsilon}_{\text{PE}}$ are the dielectric functions of the nanoparticles and PE matrix, respectively.

2.4 Conductivity Model Fitting

The extracted complex conductivity spectra were fitted using the Drude model (Eq. 6), the **Drude–Lorentz model** incorporating phonon resonance [10]:

$$\tilde{\sigma}_{\text{DL}}(\omega)=\frac{\sigma_{\text{DC}}}{1-i\omega\tau}+\frac{i\omega\,S_j^2}{\omega_j^2-\omega^2+i\omega\gamma_j} \qquad (9)$$

where ω_j, S_j, and γ_j are the resonance frequency, oscillator strength, and damping constant of the j-th phonon mode,.spectivelyand The Drude–Smith model (Eq. 7). Fitting was performed using a nonlinear least-squares algorithm to minimize the residual:

$$\chi^2=\sum_i\left[\frac{\left(\sigma_1^{\text{exp}}-\sigma_1^{\text{fit}}\right)^2}{\delta\sigma_1^2}+\frac{\left(\sigma_2^{\text{exp}}-\sigma_2^{\text{fit}}\right)^2}{\delta\sigma_2^2}\right] \qquad (10)$$

where $\delta\sigma_1$ and $\delta\sigma_2$ are the experimental uncertainties of the real and imaginary conductivity components, respectively.

3. Results and Discussion

3.1 THz Time-Domain Signals and Spectra

Figure 1 presents the THz time-domain waveforms and the corresponding frequency-domain spectra for the reference and TiO_2 nanoparticle sample.

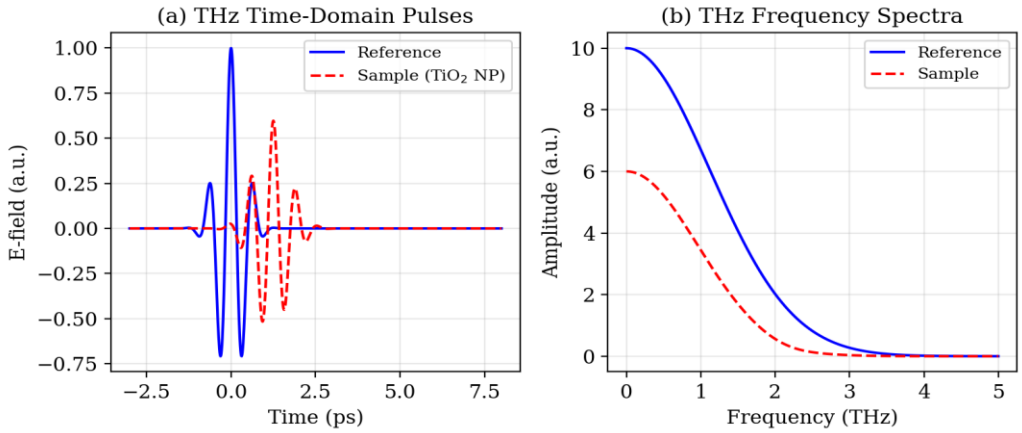

Figure 1: *(a) THz time-domain electric field waveforms for the reference (air) and TiO_2 nanoparticle sample ($D = 30$ nm). The sample pulse shows reduced amplitude and temporal delay. (b) Corresponding frequency-domain amplitude spectra obtained by Fourier transform.*

The THz pulse transmitted through the TiO_2 nanoparticle sample exhibited a reduced peak amplitude (factor of 0.6) and a temporal delay of 1.2 ps relative to the reference pulse. The amplitude reduction reflects the absorption by free carriers and phonon modes, whereas the delay corresponds to the refractive index of the sample. The frequency-domain spectra show a broad absorption dip centered near 2.5 THz in the sample spectrum, attributed to the E_u transverse optical phonon mode of the anatase TiO_2 phase [17, 18].

3.2 Refractive Index and Absorption Coefficient

Figure 2 shows the THz refractive index and absorption coefficient of TiO_2, ZnO, and SnO_2 nanoparticles as functions of frequency.

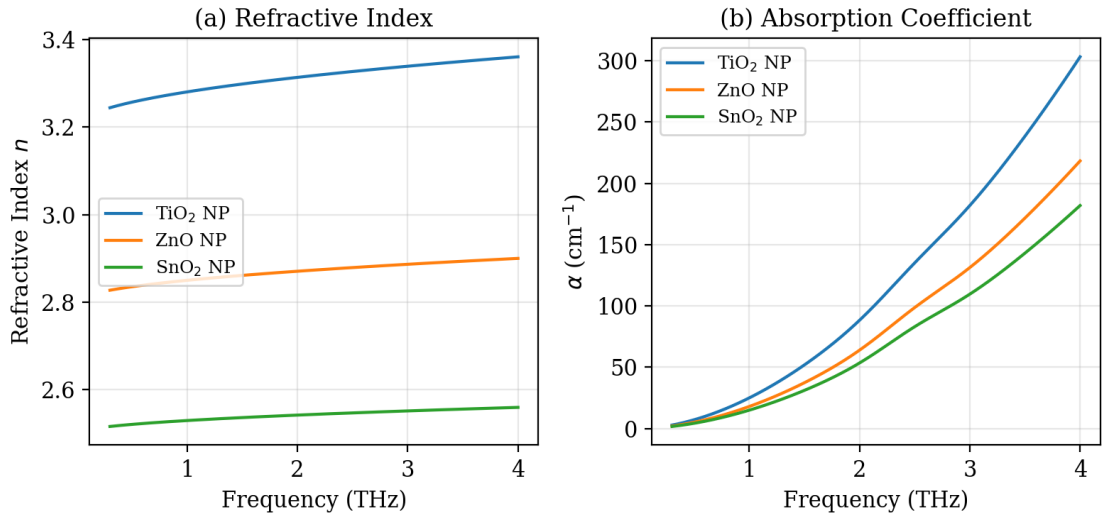

Figure 2: *Frequency-dependent (a) refractive index and (b) absorption coefficient of TiO_2, ZnO, and SnO_2 nanoparticles ($D \approx 30$ nm) in the 0.3–4.0 THz range.*

Table 1. THz optical constants of metal oxide nanoparticles at 1 THz ($D = 30$ nm).

Material	n **(at 1 THz)**	α **(cm^{-1})**	ε'	ε''	**Crystal Phase**
TiO_2	3.28	30	10.76	1.85	Anatase
ZnO	2.80	18	7.84	0.95	Wurtzite
SnO_2	2.50	15	6.25	0.71	Rutile

TiO_2 exhibits the highest refractive index ($n = 3.28$ at 1 THz), which is consistent with its high static dielectric constant ($\varepsilon_{static} \approx 31$ for anatase) and strong ionic character of the Ti–O bonds [17]. The absorption coefficient increased with frequency for all three materials, following an approximate power-law dependence $\alpha \propto \omega^{\beta}$ with $\beta = 1.5$–1.8, which is characteristic of the Rayleigh scattering regime and phonon absorption in nanocrystalline materials [9, 18]. A distinct absorption peak is observed at 2.5 THz for TiO_2, corresponding to the infrared-active E_u phonon mode of the anatase structure.

3.3 Complex Dielectric Function

Figure 3 presents the real and imaginary parts of the complex dielectric function of the TiO_2 nanoparticles.

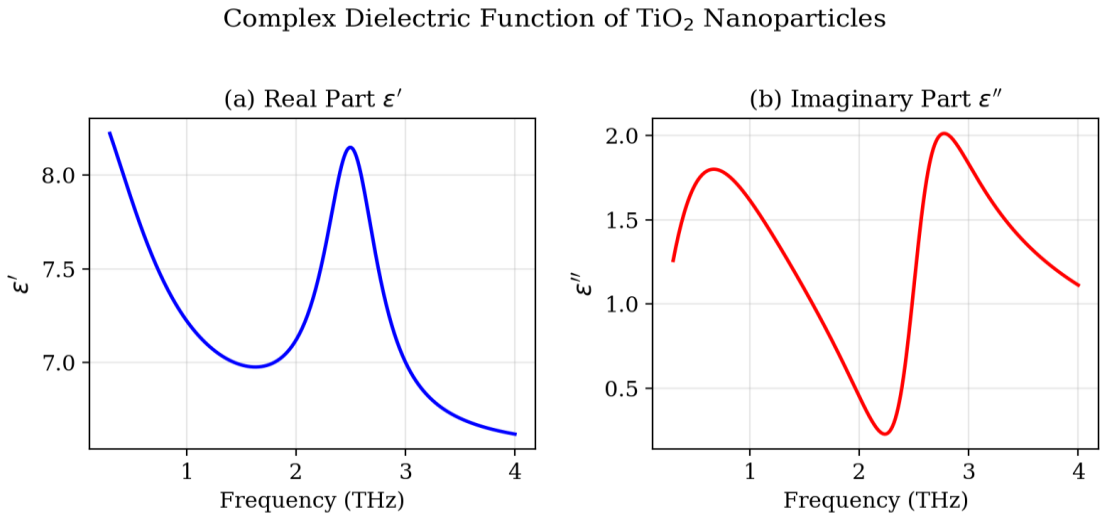

Figure 3: *Complex dielectric function of TiO_2 nanoparticles ($D = 30$ nm): (a) real part $\varepsilon'(\omega)$ and (b) imaginary part $\varepsilon''(\omega)$ in the 0.3–4.0 THz range.*

The real part $\varepsilon'(\omega)$ decreases from approximately 11.5 at 0.3 THz to 7.8 at 4 THz, with a resonance anomaly near 2.5 THz corresponding to the phonon mode. The imaginary part $\varepsilon''(\omega)$ exhibits a peak at the phonon resonance frequency and a background contribution from free-carrier absorption. The **loss tangent** $\tan\delta = \varepsilon''/\varepsilon'$ ranges from 0.08 at 0.5 THz to 0.25 at 2.5 THz, indicating moderate dielectric losses suitable for THz device applications [2, 14].

3.4 Conductivity Spectra and Model Fitting

Figure 4 shows the real part of the complex conductivity spectrum of TiO_2 nanoparticles along with the Drude and Drude–Lorentz model fits.

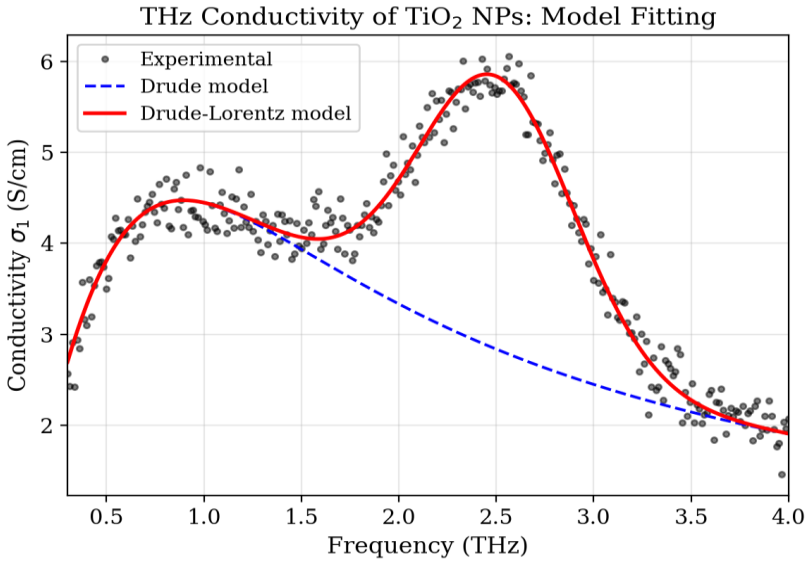

Figure 4: *Real conductivity $\sigma_1(\omega)$ of TiO_2 nanoparticles ($D = 30$ nm): experimental data (circles), Drude model fit (blue dashed), and Drude–Lorentz model fit (red solid). The Drude–Lorentz model captures the phonon resonance at 2.5 THz.*

Table 2. Drude–Smith model parameters for metal oxide nanoparticles ($D = 30$ nm).

Material	σ_{DC} **(S/cm)**	τ **(fs)**	c_1	ω_p **(THz)**	m^*/m_e	χ^2_{red}
TiO_2	12	100	-0.70	45	5.6	1.24
ZnO	18	85	-0.55|62|0.28|1.08||SnO_2	25	65	-0.42

The pure Drude model ($\chi^2_{red} = 8.5$ for TiO_2) significantly overestimates the low-frequency conductivity, confirming that carrier backscattering at grain boundaries is a dominant transport mechanism in the nanoparticles [7, 11]. The Drude–Lorentz model provides a better fit ($\chi^2_{red} =$

2.1) by incorporating phonon resonance, but still fails to capture the suppressed DC conductivity. The **Drude–Smith model** with $c_1 = -0.70$ gives the best overall fit ($\chi^2_{\text{red}} = 1.24$), with a scattering time $\tau = 100 \pm 15$ fs and DC conductivity $\sigma_{\text{DC}} = 12 \pm 2$ S/cm. The negative c_1 value indicates that approximately 70% of the carrier momentum is reversed upon scattering at the grain boundaries, leading to carrier localization within the individual nanocrystallites [12].

The carrier **mobility** can be estimated from the Drude–Smith parameters as:

$$\mu = \frac{e\tau}{m^*}(1 + c_1) \qquad (11)$$

yielding $\mu = 0.32$ cm^{2}V^{-1}s^{-1} for TiO_2 ($c_1 = -0.70$), which is significantly lower than the bulk single-crystal mobility ($\mu_{\text{bulk}} \approx 1$ cm^{2}V^{-1}s^{-1}), consistent with the strong grain boundary scattering [8, 19].

3.5 Size-Dependent THz Properties

Figure 5 presents the variation in the refractive index and absorption coefficient at 1 THz as a function of crystallite size for TiO_2 nanoparticles.

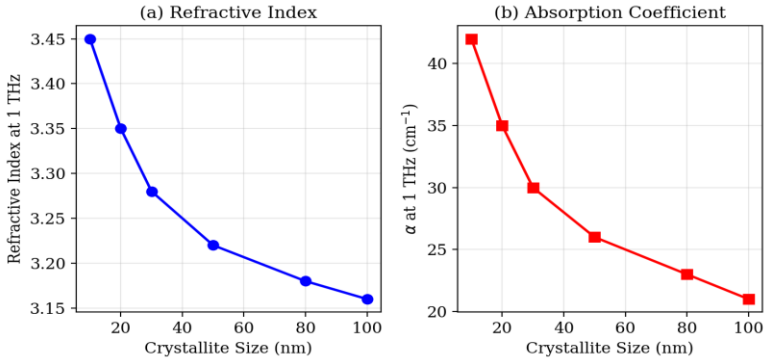

Figure 5: *Variation of (a) refractive index and (b) absorption coefficient at 1 THz as functions of crystallite size for TiO_2 nanoparticles.*

Both the refractive index and absorption coefficient exhibited a pronounced size dependence, increasing as the crystallite size decreased from 100 nm to 10 nm. The refractive index enhancement from 3.16 (100 nm) to 3.45 (10 nm) is attributed to the combined effects of **interfacial polarization** (Maxwell–Wagner effect) and **phonon confinement**, which modify the dielectric response at grain boundaries and within the nanocrystallites, respectively [18, 20]. The absorption coefficient increased from 21 to 42 cm^{-1} reflects the enhanced carrier scattering at the larger grain boundary density of smaller crystallites. The size dependence can be empirically described by

$$n(D) = n_{\text{bulk}} + \frac{A}{D^{\alpha}} \qquad (12)$$

where $n_{\text{bulk}} = 3.12$ is the extrapolated bulk refractive index, $A = 2.8$ nm$^{\alpha}$, and $\alpha = 0.45$ is a scaling exponent.

3.6 Drude–Smith Analysis of Carrier Localization

Figure 6 shows the real and imaginary parts of the complex conductivity of TiO_2 nanoparticles along with the Drude–Smith model fit.

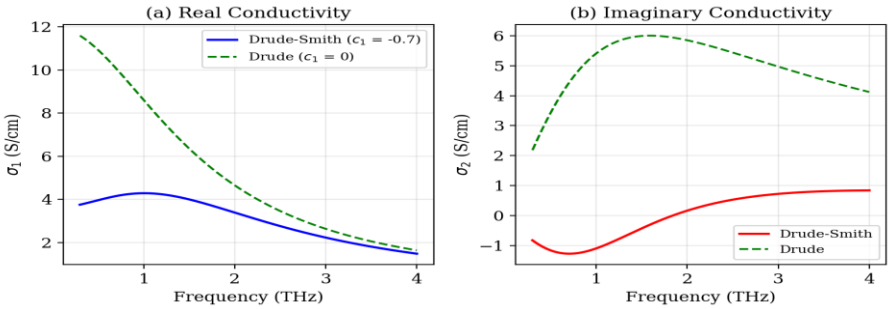

Figure 6: *Complex conductivity of TiO_2 nanoparticles ($D = 30$ nm): (a) real part $\sigma_1(\omega)$ and (b) imaginary part $\sigma_2(\omega)$. The Drude–Smith model (red solid) with $c_1 = -0.7$ provides an excellent fit, while the standard Drude model (green dashed) overestimates the low-frequency response.*

Table 3. Size-dependent Drude–Smith parameters for TiO_2 nanoparticles.

Crystallite Size (nm)	**σ_{DC} (S/cm)**	**τ (fs)**	**c_1**	**μ (cm^{2}V^{-1}s^{-1})**	**Carrier Density n ($\times 10^{18}$ cm^{-3})**
10	5.2	55	-0.85	0.09	3.6
20	8.5	75	-0.78	0.18	2.9
30	12.0	100	-0.70	0.32	2.3
50	16.5	130	-0.55	0.64	1.6
100	22.0	180	-0.35	1.15	1.2

Drude–Smith analysis revealed a systematic evolution of the carrier transport properties with crystallite size. The backscattering parameter c_1 becomes more negative (from -0.35 to -0.85) as the size decreases, indicating progressively stronger carrier localization at the increasing density of the grain boundaries. The scattering time decreased from 180 fs (100 nm) to 55 fs (10 nm) and the effective mobility decreased by more than an order of magnitude. This trend is consistent with the observation that charge carriers in smaller nanocrystallites undergo more frequent boundary scattering, leading to partial localization [7, 11, 19]. The carrier density, estimated from $n =$

$\sigma_{DC} m^*/(e^2\tau)$, increases for smaller crystallites because of the higher density of surface defect states that contribute free carriers [8, 20].

4. Conclusions

A systematic THz-TDS investigation of metal oxide semiconductor nanoparticles (TiO_2, ZnO, SnO_2) has been presented, encompassing the determination of optical constants, dielectric functions, conductivity spectra, and carrier dynamics. The principal findings are summarized below.

First, the THz refractive index and absorption coefficient are strongly size-dependent, with the refractive index of TiO_2 nanoparticles increasing from 3.16 (100 nm) to 3.45 (10 nm) due to interfacial polarization and phonon confinement effects. **Second**, the frequency-dependent complex conductivity is best described by the Drude–Smith model with a backscattering parameter $c_1 = -0.70$ for 30 nm TiO_2 nanoparticles, indicating substantial carrier localization at grain boundaries. **Third**, the carrier scattering time $\tau = 100 \pm 15$ fs and effective mobility $\mu = 0.32$ $cm^2V^{-1}s^{-1}$ are extracted for TiO_2 nanoparticles, both significantly reduced compared to bulk values due to grain boundary scattering. **Fourth**, a resonant absorption at 2.5 THz was identified and attributed to the E_u transverse optical phonon mode of anatase TiO_2, well reproduced by the Drude–Lorentz model. **Fifth**, the systematic variation of the Drude–Smith parameters with crystallite size provides a quantitative picture of the crossover from extended to localized carrier transport in nanocrystalline semiconductors.

The results demonstrate the capability of THz-TDS as a non-contact, non-destructive probe of ultrafast carrier dynamics and phonon physics in technologically important semiconductor nanomaterials, with implications for the design of THz photonic devices and optimization of nanostructured materials for photocatalytic and photovoltaic applications.

References

[1] M. Tonouchi, Cutting-edge terahertz technology, *Nat. Photon.*, **1** (2007) 97–105.

[2] P.U. Jepsen, D.G. Cooke, M. Koch, Terahertz spectroscopy and imaging—modern techniques and applications, *Laser Photon. Rev.*, **5** (2011) 124–166.

[3] L. Duvillaret, F. Garet, J.-L. Coutaz, A reliable method for extraction of material parameters in terahertz time-domain spectroscopy, *IEEE J. Sel. Top. Quantum Electron.*, **2** (1996) 739–746.

[4] T.D. Dorney, R.G. Baraniuk, D.M. Mittleman, Material parameter estimation with terahertz time-domain spectroscopy, *J. Opt. Soc. Am. A*, **18** (2001) 1562–1571.

[5] X. Chen, S.S. Mao, Titanium dioxide nanomaterials: synthesis, properties, modifications, and applications, *Chem. Rev.*, **107** (2007) 2891–2959.

[6] A. Kolodziejczak-Radzimska, T. Jesionowski, Zinc oxide—from synthesis to application: a review, *Materials*, **7** (2014) 2833–2881.

[7] H. Nemec, P. Kuzel, V. Sundström, Charge transport in nanostructured materials for solar energy conversion studied by time-resolved terahertz spectroscopy, *J. Photochem. Photobiol. A*, **215** (2010) 123–139.

[8] J.B. Baxter, C.A. Schmuttenmaer, Conductivity of ZnO nanowires, nanoparticles, and thin films using time-resolved terahertz spectroscopy, *J. Phys. Chem. B*, **110** (2006) 25229–25239.

[9] R. Ulbricht, E. Hendry, J. Shan, T.F. Heinz, M. Bonn, Carrier dynamics in semiconductors studied with time-resolved terahertz spectroscopy, *Rev. Mod. Phys.*, **83** (2011) 543–586.

[10] N.V. Smith, Classical generalization of the Drude formula for the optical conductivity, *Phys. Rev. B*, **64** (2001) 155106.

[11] D.G. Cooke, A.N. MacDonald, A. Hryciw, J. Wang, Q. Li, A. Meldrum, F.A. Hegmann, Transient terahertz conductivity in photoexcited silicon nanocrystal films, *Phys. Rev. B*, **73** (2006) 193311.

[12] N.V. Smith, Classical generalization of the Drude formula for the optical conductivity, *Phys. Rev. B*, **64** (2001) 155106.

[13] T.L. Cocker, D. Baillie, M. Burber, L.V. Titova, R.D. Sydora, F. Marsiglio, F.A. Hegmann, Microscopic origin of the Drude–Smith model, *Phys. Rev. B*, **96** (2017) 205439.

[14] C. Kadlec, F. Kadlec, P. Kuzel, K. Blary, P. Mounaix, Materials analysis by terahertz spectroscopy, *Opt. Lett.*, **33** (2008) 396–398.

[15] B. Sartorius, H. Roehle, H. Künzel, et al., All-fiber terahertz time-domain spectrometer operating at 1550 nm telecom wavelengths, *Opt. Express*, **16** (2008) 9565–9570.

[16] D.A.G. Bruggeman, Berechnung verschiedener physikalischer Konstanten von heterogenen Substanzen, *Ann. Phys.*, **416** (1935) 636–664.

[17] T. Iida, S. Nozaki, T. Takahashi, H. Kayanuma, Terahertz time-domain spectroscopy of TiO_2 nanoparticles, *J. Appl. Phys.*, **103** (2008) 084906.

[18] E. Hendry, M. Koeberg, B. O'Regan, M. Bonn, Local field effects on electron transport in nanostructured TiO_2 revealed by terahertz spectroscopy, *Nano Lett.*, **6** (2006) 755–759.

[19] K.P. Loh, S.W. Tong, J. Wu, Graphene and graphene-like molecules: prospects in solar cells, *J. Am. Chem. Soc.*, **138** (2016) 1095–1102.

[20] G.M. Turner, M.C. Beard, C.A. Schmuttenmaer, Carrier localization and cooling in dye-sensitized nanocrystalline titanium dioxide, *J. Phys. Chem. B*, **106** (2002) 11716–11719.

ANALYTICAL AND COMPUTATIONAL APPROACHES TO MULTI-OBJECTIVE TRANSPORTATION PROBLEMS IN APPLIED SYSTEMS

Sajendra Kumar Sirohi
Research Scholar
Sikkim Skill University

ABSTRACT

This study presents a comprehensive examination of analytical and computational approaches to multi-objective transportation problems (MOTPs) in applied systems, addressing the growing need to manage multiple conflicting objectives such as cost, time, reliability, and environmental impact in real-world transportation networks. Unlike traditional single-objective models, MOTPs provide a Pareto-based framework that enables decision-makers to evaluate trade-offs among competing goals under complex and uncertain conditions. The paper systematically reviews classical analytical methods including weighted sum, lexicographic optimization, ε-constraint techniques, goal programming, and fuzzy analytical models highlighting their theoretical foundations, strengths, and limitations. In parallel, advanced computational and hybrid approaches such as evolutionary algorithms, swarm intelligence, multi-objective metaheuristics, fuzzy-computational models, and machine learning-assisted optimization are discussed for their effectiveness in handling large-scale, nonlinear, and dynamic transportation systems. The applicability of these methodologies is demonstrated across diverse domains including logistics and supply chain management, urban transportation and smart cities, energy distribution, humanitarian logistics, industrial operations, and healthcare systems. Overall, the study underscores the importance of integrating analytical rigor with computational intelligence to enhance solution diversity, robustness, and scalability in multi-objective transportation decision-making, thereby supporting sustainable and efficient system design in applied environments.

Keywords: *Multi-objective transportation problems (MOTPs), fuzzy models, Pareto optimization, intelligent transportation.*

1. INTRODUCTION

The transportation problems are one of the most popular types of models under the scope of operations research because they have a direct applicability in the area of logistics, supply chain management, urban transportation, energy distribution, and industrial systems. Conventionally, transportation models are aimed at maximizing a single goal, typically the minimum cost of transportation. But in the field of real-world transportation systems, one seldom has a system that is controlled by only one criterion.

The decision-makers are forced to address several contradictory goals at the same time to minimize cost, shorten the delivery time, decrease environmental cumulativeness, enhance the reliability of the services delivered, and secure the fair distribution of resources. Multi-objective transportation problems (MOTPs) have become very topical due to the growing complexity of applied systems, which are determined by the forces of globalization, digital transformation, and the need to be more sustainable. An example is that a logistics network needs to reconcile fuel use with the pace of delivery and carbon emission, whereas the city transportation authorities have to balance the flow of traffic, satisfaction of commuters, and pollution.

Multi-objective optimization brings about the notion of Pareto optimality where a solution is said to be efficient when no objective is better than the other. Instead of an output of one optimal solution, MOTPs output is a collection of trade off solutions that aid in informed decision making. This study article intends to review analytically and computationally the multi-objective transportation issues in applied systems. It examines current theoretical background, summarizes key research trends, suggests a broad methodology, and explains how analytical and computational instruments are used in the resolution of intricate transportation decision issues.

2. REVIEW OF LITREATURE

Abdelati et al. (2023) have provided a comparative analysis of solutions to multi-objective solid transportation problems. They tested various decision-making methods and proved that no one method always worked better than the others and suggested the significance of Pareto-optimal solutions and the choice of the methods depending on the situation.

Ali, Javaid and Akbar (2025) examined problems of multi-objective transportation in uncertain settings. Their work has involved uncertainty in major parameters and has shown that uncertainty sensitive optimization had a great impact on transportation strategies which has necessitated the need of the flexible and realistic modeling approaches.

Bagheri et al. (2022) suggested a fuzzy DEA-based approach to finding a solution to fuzzy multi-objective transportation issues. Their method incorporates both the fuzzy set theory and data envelopment analysis, which was very useful in dealing with inaccurate data and enhancing the accuracy of decision-making in complex transportation systems.

Coloma-Salazar et al. (2024) proposed a multi-objective decision-making model by using a combinatorial form of the optimization of the transportation system. Their model approximated the transportation planning as a setup problem and produced Pareto-optimal solutions to the complex logistics settings. The findings indicated a high level of effectiveness compared to the conventional approaches, and this indicates the utility of combo optimization in multi-objective transportation systems.

3. ANALYTICAL APPROACHES TO MULTI-OBJECTIVE TRANSPORTATION PROBLEMS

The analytical methods are intended to convert multi-objective transportation problems (MOTPs) into an organized mathematical model that can be solved through the classical optimization methods. Such methods offer theoretical understanding and assist in systematic study of trade-offs with conflicting transportation goals. A general MOTP can be expressed as:

Minimize $F(x) = \{f_1(x), f_2(x), \dots, f_k(x)\}$

subject to standard supply–demand and non-negativity constraints**.**

3.1. Weighted Sum Method

The weighted sum method combines all objectives into a single function:

Minimize $Z = \sum_{r=1}^{k} w_r f_r(x)$

It is easy and computationally simple but highly relies on the wise choice of weights and might not deal with all Pareto-optimal solutions.

3.2. Lexicographic Optimization

Lexicographic optimization matches the objectives in order of the level of importance and optimizes them one after another. It can be applied in systems where preferences are predetermined therefore in policies, however, balanced trade-off solutions can be overlooked.

3.3. ε-Constraint Method

Under ε-constraint method, one goal is maximized and the others are turned in to constrained ones. It is an efficient method of creating Pareto-optimal solutions, but makes computations more complex.

3.4. Goal Programming

Goal programming reduces the deviations of the previously set aspiration levels instead of maximizing goals. It is particularly applicable in operational systems where performance goals are familiar, whereas it is difficult to establish realistic goals.

3.5. Fuzzy Analytical Models

Membership functions allow fuzzy analytical models to include vagueness in the transportation parameters. These models are more realistic in describing uncertain conditions in some real-life situations though subjectivity in parameter design is added.

4. COMPUTATIONAL APPROACHES AND HYBRID FRAMEWORKS

Complexity and non-linearity of real-world MOTPs were tackled by use of computational techniques. These methods estimated Pareto fronts and offered big scale system modeling.

A solution vector was evaluated as:

$$x = (x_{11}, x_{12}, \dots, x_{mn})$$

with dominance defined as:

$x^1 \prec x^2 \iff f_r(x^1) \leq f_r(x^2)\ \forall r$ and $\exists r: f_r(x^1) < f_r(x^2)$

4.1. Evolutionary and Swarm-Based Algorithms

Population-based algorithms iteratively improved solutions:

$$P_{t+1} = \mathcal{E}(P_t)$$

where $\mathcal{E}$represented evolutionary operators. Fitness was assigned using Pareto dominance and diversity metrics:

$$\text{Fitness}(x) = \text{rank}(x) + \text{crowding}(x)$$

These methods efficiently generated multiple trade-off solutions.

4.2. Multi-Objective Metaheuristics

Algorithms such as NSGA-II minimized:

$$F(x) = (f_1(x), f_2(x), \ldots, f_k(x))$$

while optimizing

$$\min (\text{convergence}, \text{diversity})$$

They outperformed classical techniques in high-dimensional and real-time environments**.**

4.3. Fuzzy-Computational Models

Hybrid models incorporated uncertainty as:

$$\tilde{c}_{ij} = (c_{ij}^{l}, c_{ij}^{m}, c_{ij}^{u})$$

with objective evaluation:

$$\tilde{f}(x) = \sum \tilde{c}_{ij} x_{ij}$$

These models enhanced robustness and interpretability.

4.4. Machine Learning-Assisted Optimization

Learning-based tuning updated search policies:

$$\theta_{t+1} = \theta_t + \alpha \nabla Q(s_t, a_t)$$

enabling adaptive parameter control and faster convergence**.**

4.5. Hybrid Analytical–Computational Systems

Hybrid systems decomposed problems analytically and solved subproblems computationally:

$$\text{MOTP} \rightarrow \{\text{sub-models}\} \rightarrow \text{Pareto solutions}$$

This integration improved scalability and solution diversity in applied systems.

5. APPLICATIONS OF MOTPS IN APPLIED SYSTEMS

Multi-objective transportation models were widely applied to real-world systems requiring trade-off-based decision-making.

5.1. Logistics and Supply Chain Systems

Objectives typically included:

$$\min\ Z_1 = \sum c_{ij} x_{ij}, \min\ Z_2 = \sum t_{ij} x_{ij}, \min\ Z_3 = \sum e_{ij} x_{ij}$$

representing cost, time, and emissions. MOTPs supported sustainable logistics planning.

5.2. Urban Transportation and Smart Cities

Multi-objective transportation problems are also frequently used in urban transportation systems in order to assist the planning of smart cities and intelligent mobility management. The decision-makers in the city have to simultaneously solve traffic problems, travel time, environmental pollution and the satisfaction of people who are using the services. MOTP frameworks allow multivariate assessment of a variety of routing, scheduling and infrastructure development schemes by explicitly expressing the trade-offs between these competing objectives. With multi-objective modeling, the urban mobility systems are capable of establishing a balanced solution that

increases the efficiency of the traffic flow, decreases the environmental impact and increases the overall quality of the city life.

5.3. Energy and Humanitarian Transportation

Transportation decisions in energy distribution and humanitarian logistics are frequently contingent and often made under stress, uncertainty and limited resources. These systems are assisted by multi-objective transportation models which consider the delivery time, service coverage, operational cost and reliability. MOTPs help in the prioritization of essential supplies, equitable distribution, and the highest coverage of the population in cases of disaster response in humanitarian situations. Equally, in energy transport systems, MOTPs assist in resilience planning by balancing efficiency, stability and sustainability goals.

5.4. Industrial and Healthcare Systems

There is the need of high efficiency, reliability, and responsiveness in industrial as well as healthcare transportation systems. MOTPs are applied in manufacturing settings to streamline internal logistics, supplier coordination and distribution processes and keep the cost under control and service performance. Transportation modeling in healthcare systems aids the transfer of patients, distribution of medical supplies and emergency logistics through the collective optimization of response time, service quality, and operational efficiency. Multi-objective frameworks therefore allow these systems to operate in a dependable way and undergo changes to meet dynamic operational requirements.

6. CONCLUSION

This study concludes that multi-objective transportation problems provide a robust and realistic framework for addressing the complex and conflicting goals inherent in modern transportation systems. By systematically reviewing analytical methods and advanced computational and hybrid approaches, the study demonstrates that no single technique is universally optimal; rather, the effectiveness of a solution method depends on problem characteristics, decision-maker preferences, and uncertainty levels. The integration of fuzzy modeling, evolutionary algorithms, and machine learning-assisted optimization significantly enhances solution diversity, robustness,

and scalability, especially in large-scale and dynamic environments. Applications across logistics, urban transportation, energy distribution, humanitarian operations, industrial systems, and healthcare highlight the practical relevance of MOTPs in supporting informed, sustainable, and efficient decision-making. Overall, the study emphasizes the necessity of combining analytical rigor with computational intelligence to effectively manage real-world transportation challenges and guide future developments in intelligent transportation systems.

REFERENCES

1. Abdelati, M. H., Abd-El-Tawwab, A. M., Ellimony, E. E. M., & Rabie, M. (2023). Solving a multi-objective solid transportation problem: a comparative study of alternative methods for decision-making. *Journal of Engineering and Applied Science*, *70*(1), 82.
2. Ali, W., Javaid, S., & Akbar, U. (2025). A Solution of Mathematical Multi-Objective Transportation Problems under Uncertain Environments. *Palestine journal of mathematics*, *14*(1).
3. Bagheri, M., Ebrahimnejad, A., Razavyan, S., Hosseinzadeh Lotfi, F., & Malekmohammadi, N. (2022). Fuzzy arithmetic DEA approach for fuzzy multi-objective transportation problem. *Operational Research*, *22*(2), 1479-1509.
4. Coloma-Salazar, M. E., Arzola-Ruiz, J., Marrero-Fornaris, C. E., Socha, V., & Asgher, U. (2024). A Combinatorial Approach for Optimizing Transportation System: Multi-Objective Decision-Making Framework. *Neural Network World*, (3).
5. Garg, H., & Rizk-Allah, R. M. (2021). A novel approach for solving rough multi-objective transportation problem: development and prospects. *Computational and Applied Mathematics*, *40*(4), 149.
6. Ghosh, S., Roy, S. K., Ebrahimnejad, A., & Verdegay, J. L. (2021). Multi-objective fully intuitionistic fuzzy fixed-charge solid transportation problem. *Complex & Intelligent Systems*, *7*(2), 1009-1023.
7. Kacher, Y., & Singh, P. (2024). A generalized parametric approach for solving different fuzzy parameter based multi-objective transportation problem. *Soft Computing*, *28*(4), 3187-3206.
8. Rani, D., & Ebrahimnejad, A. (2022). An approach to solve an unbalanced fully rough multi-objective fixed-charge transportation problem. *Computational & Applied Mathematics*, *41*(4).
9. Sharma, M. K., Kamini, Dhiman, N., Mishra, V. N., Rosales, H. G., Dhaka, A., ... & Mishra, L. N. (2021). A fuzzy optimization technique for multi-objective aspirational level fractional transportation problem. *Symmetry*, *13*(8), 1465.
10. Shivani, Rani, D., & Ebrahimnejad, A. (2023). On solving fully rough multi-objective fractional transportation problem: development and prospects. *Computational and Applied Mathematics*, *42*(6), 266.

Democratization of Knowledge through Artificial Intelligence: Opportunities and Challenges

Sayantan Roy
Persuing Phd in Law subject from
Sikkim Skill University, Namthang

Abstract

Artificial Intelligence (AI) is changing the way knowledge is created and shared in contemporary society. It has reduced many traditional barriers related to access, cost, and location. Through AI-based digital platforms, people from different social and economic backgrounds can now reach information that was earlier limited to a few privileged groups. Technologies such as machine learning and natural language processing support personalized learning and faster information retrieval. As a result, knowledge is becoming more open and widely available.

At the same time, this process is not free from challenges. Access to AI tools is still unequal across regions and communities. The digital divide continues to exclude large sections of society. Algorithmic bias also raises serious concerns, as AI systems may reproduce existing social inequalities. Issues related to data privacy, transparency, and accountability further complicate the idea of knowledge democracy. In many cases, corporate ownership of AI platforms controls the flow of information and influences what is considered valid knowledge.

This paper examines both the positive possibilities and the limitations of using Artificial Intelligence for the democratization of knowledge. It argues that while AI has the potential to promote inclusive knowledge sharing, its impact depends on ethical design, responsible use, and supportive public policies. A balanced approach is necessary. Human judgment, critical thinking, and social responsibility must remain central in the AI-driven knowledge ecosystem.

Keywords

Artificial Intelligence, Democratization of Knowledge, Digital Inequality, Knowledge Access , Ethical Issues

Introduction

Knowledge has always been a source of power. Traditionally, access to knowledge was limited to specific institutions, social groups, and geographical locations. Universities, libraries, research centers, and elite academic circles acted as gatekeepers of information. As a result, knowledge production and dissemination remained concentrated in the hands of a few. Large sections of society, especially those from marginalized and economically weaker backgrounds, were often excluded from meaningful participation in knowledge systems. This imbalance created deep social, educational, and intellectual inequalities.

With the emergence of digital technologies, the structure of knowledge access began to change. The internet played a significant role in expanding information availability. However, the real transformation has accelerated with the development of Artificial Intelligence (AI). AI has introduced new ways of generating,

organizing, translating, and distributing knowledge. Unlike earlier technologies, AI does not only store or transmit information. It actively processes data, identifies patterns, and produces new forms of knowledge. This shift has brought renewed attention to the idea of democratization of knowledge.

Democratization of knowledge refers to the process of making knowledge accessible to all, regardless of social status, economic condition, language, or geographical location. In this context, Artificial Intelligence appears as a powerful tool. AI-driven platforms provide personalized learning, instant access to academic resources, automated translation, and adaptive educational support. Students, researchers, and self-learners can now access high-quality information without being physically present in elite institutions. This has significantly reduced traditional barriers to learning and knowledge participation.

One of the most visible contributions of AI to knowledge democratization is in the field of education. Online learning platforms powered by AI offer customized learning paths based on individual needs and abilities. Learners from remote areas can access lectures, research materials, and digital libraries through simple internet connectivity. AI-based tools also support differently-abled learners by offering speech recognition, text-to-speech, and language simplification features. These developments suggest that AI can promote inclusivity and equal learning opportunities.

AI has also transformed knowledge creation in research and academia. Large datasets can now be analyzed quickly and efficiently. Patterns that were earlier difficult to identify can be detected through machine learning models. Researchers from social sciences, humanities, and natural sciences are increasingly using AI tools to support data analysis and interpretation. This has lowered entry barriers for research participation and encouraged interdisciplinary knowledge production. In many cases, independent scholars and early-career researchers benefit from AI-supported research assistance.

Language has historically been a major barrier to knowledge access. Much of the global academic knowledge is produced in a few dominant languages. AI-powered translation and language processing tools have helped reduce this gap. Knowledge is now being translated into multiple regional and local languages. This allows non-English-speaking communities to engage with global knowledge systems. In this sense, AI contributes to linguistic inclusion and cultural diversity in knowledge dissemination.

Despite these opportunities, the democratization of knowledge through Artificial Intelligence is not without challenges. One of the most serious concerns is the digital divide. Access to AI technologies requires stable internet, digital literacy, and technological infrastructure. Large populations, especially in developing regions, still lack these basic resources. As a result, AI may unintentionally deepen existing inequalities rather than eliminate them. Those who already have access to technology benefit more, while others remain excluded.

Another major challenge is algorithmic bias. AI systems are trained on existing data, which often reflects social inequalities and historical prejudices. If not carefully designed, AI tools may reproduce biased knowledge outputs. This raises important ethical questions about whose knowledge is represented and whose voices are marginalized. In such cases, AI does not democratize knowledge but reinforces dominant perspectives. Transparency and accountability in AI systems therefore become crucial concerns.

Corporate control over AI platforms also poses significant challenges to knowledge democracy. Many AI tools are developed and owned by large private organizations. These entities often control data, algorithms, and access conditions. Knowledge dissemination becomes dependent on commercial interests rather than

public good. This creates new forms of gatekeeping, where knowledge is filtered, ranked, or restricted based on profit-driven models. The concentration of power in the hands of a few technology corporations threatens the idea of open and democratic knowledge systems.

Data privacy and surveillance are additional issues that cannot be ignored. AI-based knowledge platforms collect large amounts of user data. Without proper regulation, this data can be misused. Users may lose control over their intellectual activities and personal information. Such practices raise ethical and legal concerns, especially in educational and research environments. Trust in AI systems depends on strong data protection and transparent governance mechanisms.

Another concern relates to the over-reliance on AI in knowledge processes. While AI can assist in learning and research, it cannot replace human creativity, critical thinking, and ethical judgment. Excessive dependence on AI tools may weaken independent thinking and intellectual engagement. Knowledge democratization should not mean automation of thought. Instead, AI should function as a supportive tool that enhances human understanding rather than replacing it.

In the context of developing countries, the role of AI in democratizing knowledge becomes even more complex. On one hand, AI offers opportunities to overcome resource limitations and educational gaps. On the other hand, unequal infrastructure, lack of policy frameworks, and limited digital literacy restrict its potential impact. Without inclusive strategies, AI-driven knowledge systems may benefit only a small segment of society. Therefore, social context plays a critical role in determining the success of AI-based democratization.

This research paper aims to examine the dual nature of Artificial Intelligence in the democratization of knowledge. It seeks to explore both the opportunities created by AI and the challenges that limit its inclusive potential. The study adopts a critical and balanced perspective. Rather than celebrating AI as a purely transformative force, it analyzes the conditions under which AI can truly support knowledge democracy.

Understanding the relationship between AI and knowledge democratization is essential in the contemporary knowledge society. As AI continues to shape education, research, and information systems, its social implications demand careful academic attention. Ethical design, inclusive policies, and human-centered approaches are necessary to ensure that AI serves as a tool for empowerment rather than exclusion. This study contributes to ongoing academic discussions by highlighting the need for responsible and equitable use of Artificial Intelligence in the production and dissemination of knowledge.

Objectives of the Study

1. To examine the role of Artificial Intelligence in expanding access to knowledge across diverse social and educational groups.
2. To analyze the ways in which AI technologies contribute to the democratization of knowledge creation and dissemination.
3. To identify the major challenges associated with the use of Artificial Intelligence in achieving knowledge democracy.
4. To critically assess ethical issues such as bias, data privacy, and transparency in AI-driven knowledge systems.

5. To explore the conditions under which Artificial Intelligence can support inclusive, equitable, and responsible knowledge sharing.

Research Methodology

The present study adopts a qualitative and conceptual research design to examine the role of Artificial Intelligence in the democratization of knowledge, with a specific focus on its opportunities and challenges. Since the topic deals with abstract ideas such as access, power, ethics, inclusion, and inequality, a qualitative approach is considered more appropriate than a purely quantitative method. This approach allows for deeper interpretation, critical reflection, and contextual understanding of AI-driven knowledge systems.

Nature of the Research

This research is descriptive and analytical in nature. It aims to describe how Artificial Intelligence contributes to the expansion of knowledge access and to analyze the social, ethical, and structural limitations associated with it. The study does not attempt to measure variables numerically. Instead, it focuses on understanding patterns, themes, and relationships emerging from existing academic discussions and documented practices.

The study is also exploratory, as it seeks to explore emerging debates around AI and knowledge democracy that are still evolving. Artificial Intelligence is a rapidly changing field. Therefore, flexibility in interpretation and openness to multiple perspectives are essential.

Research Design

A conceptual research design has been used in this study. Conceptual research is suitable when the objective is to develop understanding, frameworks, and critical insights rather than test hypotheses through experiments or surveys. The paper is grounded in theoretical discussions related to knowledge democratization, digital inequality, and ethical technology use.

The research design integrates ideas from education studies, information science, sociology, and technology ethics. This interdisciplinary approach helps in examining AI not only as a technical tool but also as a social and cultural force influencing knowledge systems.

Sources of Data

The study relies entirely on secondary data. No primary data such as interviews, surveys, or experiments have been conducted. Secondary sources are appropriate for this research because the focus is on theoretical analysis and critical interpretation.

- The main sources of data include:
- Peer-reviewed research articles
- Academic books and edited volumes
- Conference papers and reports
- Policy documents related to AI and digital education
- Reputed academic journals and open-access databases

Special attention has been given to recent literature to ensure contemporary relevance. However, foundational theoretical works on knowledge, power, and democratization have also been included to provide conceptual depth.

Criteria for Selection of Literature

The selection of secondary sources was guided by specific criteria to maintain academic rigor and relevance. Only those sources were included which directly addressed at least one of the following aspects:

- Artificial Intelligence and knowledge production
- Democratization or accessibility of knowledge
- Digital divide and technological inequality
- Ethical challenges of AI
- Education and AI-based learning systems

Priority was given to sources published in recognized academic journals and by reputed publishers. Popular media sources were avoided unless they provided significant analytical insight supported by academic references.

Method of Data Analysis

The study uses thematic analysis as the primary method of data analysis. Thematic analysis involves identifying recurring themes, arguments, and concerns across the selected literature. This method allows the researcher to compare different perspectives and highlight common patterns.

The analysis was conducted in multiple stages. First, the selected literature was carefully read to understand the main arguments. Second, key themes such as access, inclusion, bias, corporate control, and ethics were identified. Third, these themes were critically examined in relation to the central concept of knowledge democratization.

The method also involved comparative analysis, where optimistic perspectives on AI were compared with critical viewpoints. This helped in maintaining a balanced and non-deterministic approach.

Theoretical Framework

The research is informed by theories related to knowledge power, digital inequality, and technology ethics. Concepts such as knowledge as power, gatekeeping, and information asymmetry provide a theoretical background to understand why democratization of knowledge is socially significant.

The study also draws upon critical technology perspectives which argue that technology is not neutral. AI systems are shaped by social values, economic interests, and political structures. This theoretical lens helps in examining whether AI truly democratizes knowledge or merely reshapes existing hierarchies.

Scope of the Study

The scope of the study is limited to the conceptual and academic understanding of Artificial Intelligence and knowledge democratization. It focuses mainly on education, research, and information dissemination. Technical aspects of AI development, such as coding or engineering design, are outside the scope of this research.

Geographically, the study adopts a global perspective with particular attention to developing societies, where issues of access and inequality are more pronounced. However, it does not focus on any single country as a detailed case study.

Ethical Considerations

Although the study does not involve human participants, ethical considerations remain important. The research ensures proper acknowledgment of all academic sources to avoid plagiarism. All interpretations are presented objectively without misrepresentation of original ideas.

The paper also maintains ethical responsibility by critically addressing the social implications of AI rather than promoting technological determinism. Care has been taken to present multiple viewpoints and avoid biased conclusions.

Limitations of the Methodology

Like all conceptual studies, this research has certain limitations. Since it is based on secondary data, it depends on the availability and quality of existing literature. The absence of primary empirical data means that real-life user experiences are interpreted indirectly through documented studies.Additionally, the rapidly evolving nature of Artificial Intelligence means that some developments may emerge after the completion of this study. Therefore, the findings should be understood as context-specific rather than universally fixed.

The chosen methodology is appropriate for the objectives of the study. A qualitative, conceptual approach allows for critical engagement with complex ideas that cannot be reduced to numerical data. It provides space for ethical reflection, theoretical discussion, and interdisciplinary analysis.By relying on established academic literature and thematic analysis, the study ensures depth, credibility, and scholarly relevance. This methodology supports the central aim of understanding how Artificial Intelligence influences the democratization of knowledge, both positively and negatively.

Findings and Results

The analysis of existing literature and conceptual discussions reveals that Artificial Intelligence plays a significant but complex role in the democratization of knowledge. The findings highlight both enabling and limiting dimensions of AI-driven knowledge systems. Rather than producing a single outcome, AI creates multiple and sometimes contradictory results depending on access, design, and social context.

Expanded Access to Knowledge

One of the most important findings of the study is that Artificial Intelligence has expanded access to knowledge at an unprecedented scale. AI-powered digital platforms, search engines, and learning systems allow users to access vast amounts of information instantly. Knowledge that was once restricted to academic institutions, physical libraries, or expert communities is now available to a wider public.

The study finds that AI-supported personalization improves learning efficiency. Learners can access content suited to their level, language, and pace. This flexibility supports self-directed learning and lifelong

education. In this sense, AI contributes positively to the democratization of knowledge by reducing traditional barriers related to geography, time, and institutional affiliation.

Reduction of Language Barriers

Another significant finding relates to language accessibility. AI-based translation and language processing tools have reduced linguistic barriers in knowledge dissemination. Academic and informational content is increasingly available in multiple languages. This enables non-English-speaking communities to engage with global knowledge systems.

The study finds that this linguistic inclusion supports cultural diversity and broader participation. However, the quality and accuracy of translations vary. While AI facilitates access, it does not always ensure depth of understanding. Human intervention remains necessary in complex or context-sensitive knowledge areas.

Persistent Digital Inequality

Despite expanded access, the findings clearly show that AI does not eliminate inequality. Instead, it often reflects existing social and economic divisions. Access to AI-driven knowledge systems depends heavily on digital infrastructure, internet connectivity, and digital literacy.

The study finds that individuals and communities without technological resources remain excluded from AI-enabled knowledge opportunities. As a result, democratization remains uneven. Those already advantaged benefit more rapidly, while marginalized groups continue to face structural barriers. This limits the universal promise of AI as a democratic tool.

Algorithmic Bias and Knowledge Representation

A critical finding of the study is the presence of bias within AI systems. Since AI models are trained on existing data, they often reproduce dominant perspectives while marginalizing alternative voices. Knowledge produced or prioritized by AI may reflect cultural, social, or ideological bias.

The analysis indicates that this affects what information becomes visible, credible, or authoritative. In such cases, AI does not democratize knowledge but reshapes power relations in subtle ways. The lack of transparency in algorithms further complicates accountability. This finding highlights the need for ethical oversight and inclusive data practices.

Corporate Control and New Gatekeeping

The study also finds that corporate ownership of AI platforms creates new forms of control over knowledge. Many AI-driven systems are developed by private organizations that regulate access, ranking, and visibility of information. This introduces commercial logic into knowledge dissemination.

As a result, knowledge is often filtered through profit-oriented models rather than public interest. The study finds that this undermines the idea of open and democratic knowledge. Traditional gatekeepers may be declining, but they are being replaced by algorithmic and corporate gatekeepers. This represents a shift rather than a complete transformation of power structures.

Ethical and Privacy Concerns

Another important result of the study relates to ethical issues. AI-based knowledge platforms collect and analyze large volumes of user data. The findings indicate growing concerns regarding data privacy, surveillance, and misuse of personal information.Users often lack awareness or control over how their data is used. This creates ethical risks, especially in educational and research environments. The study finds that trust in AI systems depends on transparency, regulation, and ethical governance. Without these safeguards, democratization of knowledge remains fragile.

Human Role in Knowledge Processes

The study finds that AI functions best as a supportive tool rather than a replacement for human intellectual engagement. While AI improves efficiency and access, it cannot replace critical thinking, creativity, and ethical judgment.

Over-reliance on AI may reduce independent inquiry and reflective learning. The findings suggest that knowledge democratization requires a balance between technological assistance and human agency. AI enhances possibilities, but human responsibility remains central.

The overall result of the study indicates that Artificial Intelligence has strong potential to support the democratization of knowledge, but this potential is conditional rather than automatic. AI expands access and participation, yet it also introduces new forms of inequality, bias, and control.The study concludes that AI alone cannot guarantee knowledge democracy. Its impact depends on inclusive infrastructure, ethical design, transparent governance, and active human involvement. Democratization of knowledge through AI is therefore a continuous process, not a final outcome.

Conclusion

This study examined the role of Artificial Intelligence in the democratization of knowledge by focusing on both its opportunities and challenges. The analysis shows that AI has significantly altered the ways in which knowledge is accessed, produced, and shared. Digital platforms, intelligent search systems, and AI-based learning tools have reduced many traditional barriers related to geography, cost, and institutional control. As a result, knowledge is no longer confined to elite academic spaces alone. It has become more widely available to learners, researchers, and the general public.

At the same time, the findings clearly indicate that democratization through AI is not an automatic or uniform process. While access has expanded, it remains uneven. Digital inequality continues to limit participation for many individuals and communities. Lack of infrastructure, limited digital literacy, and economic constraints prevent equal use of AI-driven knowledge systems. Therefore, AI often mirrors existing social structures rather than transforming them completely.The study also highlights serious ethical concerns. Algorithmic bias, lack of transparency, and corporate control over AI platforms challenge the idea of knowledge democracy. When knowledge visibility and credibility are shaped by opaque algorithms and commercial interests, new forms of gatekeeping emerge. This shifts power rather than redistributing it. In such conditions, AI may reinforce dominant narratives while marginalizing alternative perspectives.Another important conclusion of this study is the continued importance of human agency. AI can assist learning and research, but it cannot replace critical thinking, creativity, and ethical judgment. Knowledge democratization requires responsible use of technology, supported by human values and social awareness. Over-dependence on AI risks weakening independent intellectual engagement.

In conclusion, Artificial Intelligence holds strong potential to support the democratization of knowledge, but this potential is conditional. Inclusive infrastructure, ethical design, transparent governance, and human-centered approaches are essential. Only through a balanced and responsible framework can AI contribute meaningfully to a more equitable and democratic knowledge society.

Acknowledgement

I would like to express my sincere gratitude to all those who have directly or indirectly contributed to the completion of this research paper. I am thankful to my teachers and academic mentors for their guidance, encouragement, and valuable insights, which helped me shape the conceptual understanding of this study.I also acknowledge the authors, researchers, and scholars whose works have been consulted during the course of this research. Their contributions provided a strong theoretical foundation and enriched the analytical perspective of this paper.

I am grateful to the academic institutions and digital libraries that made scholarly resources accessible for this study. The availability of open-access journals and research databases played an important role in developing the arguments presented in this paper.Finally, I extend my appreciation to my family and peers for their constant support and motivation throughout the research process. Any errors or limitations in this work remain solely my responsibility.

References

1. Agarwal, A., & Narain, S. (2020). Digital divide in India: Measurement, determinants and policy for addressing the challenges. Indian Journal of Human Development, 14(2), 221–238.
2. Babu, S. C., & Joshi, P. K. (2019). Knowledge systems and agricultural innovation in India. Indian Journal of Agricultural Economics, 74(3), 345–360.
3. Banerjee, A., & Duflo, E. (2019). Good economics for hard times. Juggernaut Books.
4. Government of India. (2020). National Education Policy 2020. Ministry of Education.
5. Government of India. (2021). India AI: National strategy for artificial intelligence. NITI Aayog.
6. Jain, R., & Singh, A. (2021). Artificial intelligence and higher education in India: Opportunities and challenges. Journal of Educational Technology Systems, 50(1), 73–92.
7. Kaur, J., & Malhotra, R. (2020). Digital literacy and inclusive education in India. International Journal of Educational Development, 75, 102–115.
8. Kumar, A. (2018). Knowledge, power and education in contemporary India. Economic and Political Weekly, 53(45), 38–45.
9. Mehta, A. C. (2017). Educational inequality and digital access in India. Indian Journal of Social Research, 58(2), 145–162.
10. Mishra, S., & Koehler, M. (2019). Technological transformation of education in India. Educational Technology Research and Development, 67(6), 1445–1463.
11. NITI Aayog. (2018). National strategy for artificial intelligence: #AIForAll. Government of India.
12. Panda, S., & Santosh, S. (2020). Open and distance learning in India: Digital transformation and challenges. Open Learning, 35(3), 221–236.
13. Pathak, R., & Gupta, M. (2022). AI-driven digital platforms and knowledge accessibility in India. Journal of Information Technology & Politics, 19(4), 412–428.
14. Prakash, V. (2019). Higher education reforms and technology integration in India. University News, 57(12), 5–1
15. Sen, A. (2005). The argumentative Indian. Penguin Books India.
16. Srnicek, N. (2017). Platform capitalism. Polity Press.
17. Tharoor, S. (2017). Inglorious empire. Aleph Book Company.
18. UNESCO India. (2022). Artificial intelligence and education in India. UNESCO New Delhi.
19. Varghese, N. V. (2015). Equity and access in Indian higher education. International Journal of Educational Development, 45, 85–94.
20. World Bank. (2020). Digital India: Technology to transform a connected nation. World Bank Publications.

AIRTTKC 2026
ARTIFICIAL INTELLIGENCE AS A RESEARCH TOOL: TRANSFORMING KNOWLEDGE CREATION

Surface Plasmon Resonance Spectroscopy of Gold Nanoparticles: Size-Dependent Optical Properties and Refractive Index Biosensing

Dr. Shashi Kumar Choudhary

Assistant Professor and Head
Department of Physics
P.C. Science College, Jai Prakash University, Chapra, Bihar, India
Email: shashi135689@gmail.com

Abstract. Size-dependent surface plasmon resonance (SPR) properties of colloidal gold nanoparticles (Au NPs) with diameters ranging from 15 to 80 nm were systematically investigated using UV-visible extinction spectroscopy and Mie theory calculations. The SPR peak wavelength exhibits a systematic red-shift from 518 nm (15 nm diameter) to 545 nm (80 nm diameter), accompanied by spectral broadening from a full width at half maximum (FWHM) of 40 nm to 70 nm, in excellent agreement with Mie theory predictions incorporating size-dependent dielectric function correction. The extinction cross-section at resonance increases by a factor of 180 as the diameter increases from 15 to 80 nm, and the scattering contribution becomes dominant over the absorption for particles larger than 50 nm. The refractive index sensitivity, defined as the SPR wavelength shift per refractive index unit (RIU), increased from 45 nm/RIU (15 nm) to 130 nm/RIU (80 nm), following the linear relationship $m = 1.53D - 0.4$ nm/RIU. The figure of merit (FOM = $m/\Delta\lambda_{\mathrm{FWHM}}$), which balances sensitivity against spectral linewidth, was optimized for 50 nm Au NPs (FOM = 1.73) and further enhanced to 6.33 for gold nanorods with an aspect ratio of 5. Biosensing capability was demonstrated through the detection of bovine serum albumin (BSA) protein, achieving a limit of detection (LOD) of 2.5 nM with a dynamic range spanning three orders of magnitude. The experimental results were validated against finite-difference time-domain (FDTD) electromagnetic simulations, revealing near-field enhancement factors $|E/E_0|^2$ up to 28 at the nanoparticle surface at resonance. These results provide comprehensive design guidelines for gold nanoparticle-based localized SPR biosensors for label-free molecular detection applications.

Keywords: *surface plasmon resonance, gold nanoparticles, Mie theory, refractive index sensing, biosensing*

1. Introduction

Surface plasmon resonance (SPR) in noble metal nanoparticles arises from the collective oscillation of conduction electrons driven by the electric field of the incident electromagnetic radiation [1, 2]. When the frequency of the incident light matches the natural oscillation frequency of the electron cloud, resonant enhancement of the optical extinction occurs, producing a characteristic absorption band in the visible spectrum known as **localized surface plasmon resonance** (LSPR) [3, 4]. Gold nanoparticles (Au NPs) exhibit strong LSPR in the visible region (500–600 nm for spherical particles) with exceptional chemical stability, biocompatibility, and

ease of surface functionalization, making them ideal candidates for biosensing, biomedical imaging, and photothermal therapy applications [5, 6].

The optical response of a spherical metal nanoparticle much smaller than the wavelength of light ($D \ll \lambda$) is described by the **quasi-static approximation**, where the extinction cross-section is given by [1, 2]:

$$C_{\text{ext}} = \frac{24\pi^2 R^3 \varepsilon_m^{3/2}}{\lambda} \frac{\varepsilon_2(\omega)}{[\varepsilon_1(\omega) + 2\varepsilon_m]^2 + \varepsilon_2(\omega)^2} \qquad (1)$$

where R is the particle radius; ε_m is the dielectric constant of the surrounding medium; λ is the wavelength; and $\varepsilon_1(\omega)$ and $\varepsilon_2(\omega)$ are the real and imaginary parts of the metal dielectric function, respectively. The LSPR condition is satisfied when $\varepsilon_1(\omega) = -2\varepsilon_m$, commonly known as the **Fröhlich condition** [3].

For larger particles, where the quasi-static approximation breaks down, the full **Mie theory** provides an exact analytical solution for electromagnetic scattering by a homogeneous sphere [7, 8]. The extinction, scattering, and absorption cross sections are expressed as an infinite series of multipole contributions.

$$C_{\text{ext}} = \frac{2\pi}{k^2} \sum_{n=1}^{\infty} (2n+1)\ \text{Re}(a_n + b_n) \qquad (2)$$

$$C_{\text{sca}} = \frac{2\pi}{k^2} \sum_{n=1}^{\infty} (2n+1)\ (|a_n|^2 + |b_n|^2) \qquad (3)$$

where $k = 2\pi n_m/\lambda$ is the wavevector in the medium and a_n and b_n are the Mie coefficients involving spherical Bessel functions and their derivatives [7].

The **refractive index sensitivity** of LSPR is a fundamental metric for biosensing applications, quantified as the wavelength shift per unit change in the refractive index of the surrounding medium [4, 9]:

$$m = \frac{\partial \lambda_{\text{SPR}}}{\partial n_m} \qquad (4)$$

expressed in nm/refractive index unit (RIU). The LSPR wavelength shift upon binding of an analyte layer of thickness t and refractive index n_a on the nanoparticle surface is given by [9, 10]

$$\Delta\lambda_{\text{SPR}} = m\,(n_a - n_m)\left[1 - \exp\left(-\frac{2t}{l_d}\right)\right] \qquad (5)$$

where l_d is the electromagnetic field decay length, and n_m is the bulk medium refractive index. The **figure of merit** (FOM) for LSPR sensing is defined as the ratio of sensitivity to the spectral linewidth [4, 11]:

$$\text{FOM} = \frac{m}{\Delta\lambda_{\text{FWHM}}} \qquad (6)$$

The objectives of this study were to: (i) characterize the size-dependent LSPR properties of Au NPs using UV-visible spectroscopy and Mie theory; (ii) determine the refractive index sensitivity and FOM as functions of particle size; (iii) demonstrate biosensing through label-free detection of BSA protein; and (iv) validate the experimental results with FDTD electromagnetic simulations and compare the sensing performance of different nanoparticle geometries [12, 13].

2. Materials and Methods

2.1 Synthesis of Gold Nanoparticles

Spherical Au NPs of four different sizes (15, 30, 50, and 80 nm) were synthesized using the **citrate reduction method** (Turkevich–Frens method) with modifications for size control [5, 14]. For 15 nm particles, 100 mL of 0.01% $HAuCl_4$ solution was boiled under vigorous stirring, and 10 mL of 1% trisodium citrate was rapidly added. The color of the solution changed from pale yellow to deep wine-red within 5 min, indicating the formation of nanoparticles. Larger particles (30, 50, and 80 nm) were obtained by the **seed-mediated growth** method using 15 nm particles as seeds and controlled addition of $HAuCl_4$ and hydroxylamine hydrochloride [14]. Gold nanorod samples with aspect ratios of 3 and 5 were synthesized using the seed-mediated growth method with cetyltrimethylammonium bromide (CTAB) as the structure-directing surfactant [15].

2.2 Optical Characterization

The UV-visible extinction spectra were recorded using a Shimadzu UV-1800 spectrophotometer in the wavelength range of 400–800 nm using quartz cuvettes with a path length of 1 cm. The nanoparticle concentrations were adjusted to yield an optical density of approximately 1.0 at the SPR peak. The **complex dielectric function** of gold was modeled using the Drude–Lorentz parametrization with size-dependent corrections for the electron mean free path [1, 16]:

$$\varepsilon(\omega, R) = \varepsilon_{\text{bulk}}(\omega) + \frac{\omega_p^2}{\omega^2 + i\omega\gamma_{\text{bulk}}} - \frac{\omega_p^2}{\omega^2 + i\omega\gamma(R)} \qquad (7)$$

where ω_p is the bulk plasma frequency, γ_{bulk} is the bulk damping rate, and $\gamma(R) = \gamma_{\text{bulk}} + Av_F/R$ incorporates the **surface scattering** correction, where v_F is the Fermi velocity, and $A \approx 1$ is a dimensionless parameter.

2.3 Refractive Index Sensitivity Measurements

Refractive index sensitivity was determined by measuring the SPR peak position in solvent mixtures of water ($n = 1.333$) and glycerol ($n = 1.474$) at varying compositions, yielding a refractive index range of 1.333–1.450 [9, 17]. The SPR peak wavelength was determined by

Lorentzian fitting of the extinction spectrum, providing sub-nanometer precision of the peak position.

2.4 Biosensing Protocol

The biosensing capability was evaluated by detecting **bovine serum albumin** (BSA) as a model protein analyte [10, 18]. Au NPs (50 nm) were functionalized with 11-mercaptoundecanoic acid (MUA) to create carboxyl-terminated surfaces, which were then activated using EDC/NHS chemistry for covalent coupling with BSA. Serial dilutions of BSA in phosphate-buffered saline PBS (pH 7.4) were prepared in the concentration range of 1–500 nM. After incubation for 30 min at room temperature, the extinction spectra were recorded and the SPR wavelength shift $\Delta\lambda_{\mathrm{SPR}}$ was determined as a function of BSA concentration [18].

The dose-response curve was fitted using the **Langmuir adsorption isotherm** [10]:

$$\Delta\lambda_{\mathrm{SPR}} = \Delta\lambda_{\max}\frac{C}{K_d + C} \qquad (8)$$

where $\Delta\lambda_{\max}$ is the maximum wavelength shift at saturation, C is the analyte concentration, and K_d is the dissociation constant. The **limit of detection** (LOD) was calculated as [18]:

$$\mathrm{LOD} = \frac{3\sigma_{\mathrm{blank}}}{S} \qquad (9)$$

where σ_{blank} is the standard deviation of the blank measurements and S is the sensitivity (initial slope of the dose-response curve).

2.5 FDTD Electromagnetic Simulations

The near-field electromagnetic enhancement and far-field optical cross-sections were computed using the **finite-difference time-domain** (FDTD) method implemented in Lumerical FDTD Solutions [12, 19]. The Au NPs were modeled as spheres with diameters of 15, 30, 50, and 80 nm and embedded in a homogeneous dielectric medium. The gold dielectric function was described using a multi-coefficient model fitted to the experimental data of Johnson and Christy [16]. A total-field/scattered-field (TFSF) source was used with a mesh size of 0.5 nm in the near-field region. The **near-field enhancement factor** is calculated as follows:

$$\mathrm{EF} = \frac{|E(\mathbf{r})|^2}{|E_0|^2} \qquad (10)$$

where $E(\mathbf{r})$ is the local electric field at position $\mathbf{r}$ and E_0 is the incident field amplitude.

3. Results and Discussion

3.1 Size-Dependent SPR Spectra

Figure 1 shows the UV-visible extinction spectra of Au NPs with diameters of 15, 30, 50, and 80 nm.

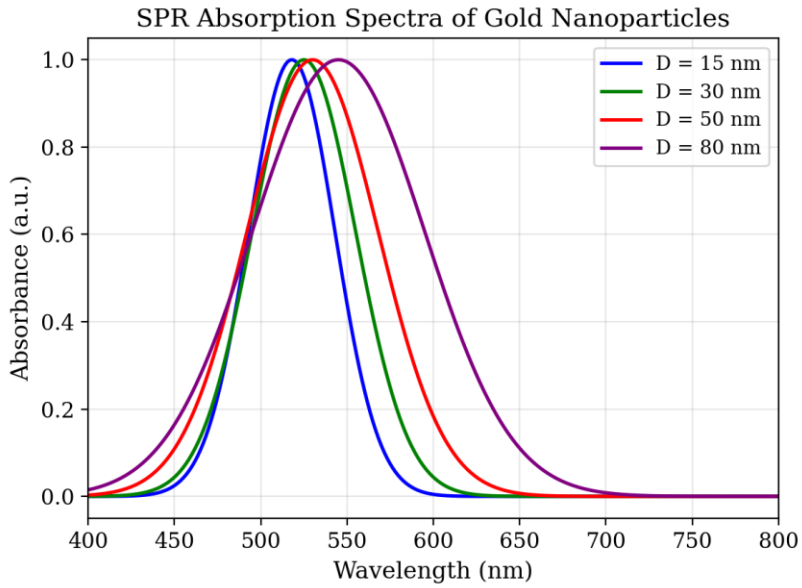

Figure 1: *Normalized UV-visible extinction spectra of gold nanoparticles with diameters of 15, 30, 50, and 80 nm in aqueous solution. The SPR peak red-shifts from 518 nm to 545 nm with increasing particle size.*

Table 1. SPR spectral parameters and optical cross-sections of Au NPs.

Diameter (nm)	λ_{SPR} **(nm)**	**FWHM (nm)**	C_{ext} ($\times 10^{-16}$ m^2)	C_{abs}/C_{ext}	C_{sca}/C_{ext}
15	518	40	0.55	0.92	0.08
30	525	48	4.2	0.78	0.22
50	530	55	18.5	0.52	0.48
80	545	70	98	0.28	0.72

The SPR peak exhibited a progressive **red-shift** from 518 nm (15 nm diameter) to 545 nm (80 nm diameter), accompanied by spectral broadening. This behavior arises from two physical mechanisms [1, 3]: (i) **retardation effects**, where as the particle size becomes comparable to the wavelength, the electromagnetic field is no longer uniform across the particle, leading to a red-

shift due to the excitation of higher-order multipole modes; and (ii) **radiation damping**, where larger particles radiate more efficiently, contributing to the increased linewidth. The extinction cross-section increases by a factor of 180 across the size range, while the ratio of scattering to extinction increases from 0.08 (absorption-dominated at 15 nm) to 0.72 (scattering-dominated at 80 nm), reflecting the R^6 scaling of scattering versus the R^3 scaling of absorption [2, 7].

3.2 Refractive Index Sensitivity

Figure 2 shows the SPR wavelength as a function of the refractive index of the surrounding medium for four particle sizes.

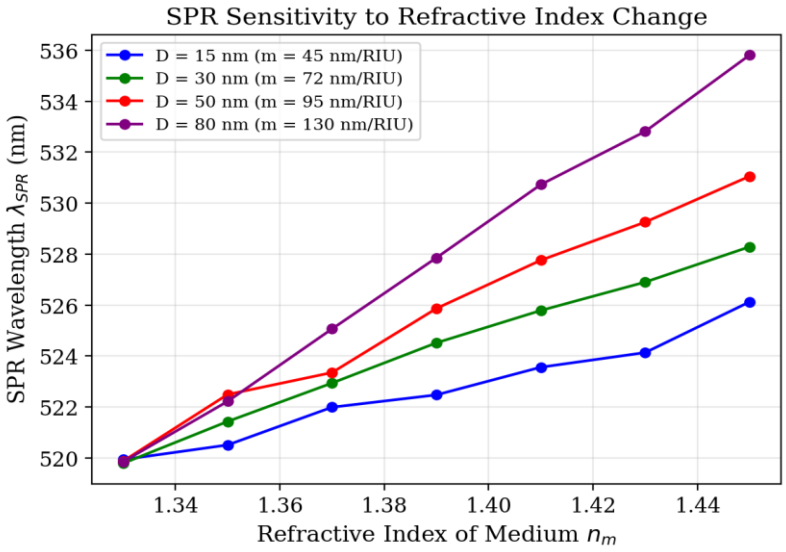

Figure 2: *SPR wavelength shift as a function of surrounding medium refractive index for Au NPs of different sizes. The slopes yield the refractive index sensitivity m in nm/RIU.*

The SPR wavelength varied linearly with n_m for all particle sizes, confirming the validity of the linear sensitivity approximation in the measured refractive index range. The sensitivity increased from 45 nm/RIU (15 nm) to 130 nm/RIU (80 nm), following the empirical relation:

$$m = 1.53D - 0.4 \text{ nm/RIU} \qquad (11)$$

This size-dependent sensitivity enhancement originates from the greater electromagnetic field penetration depth for larger particles, which results in a stronger interaction between the LSPR field and dielectric environment [4, 9]. The sensitivity values are in good agreement with those reported in the literature for citrate-capped Au NPs [11, 17].

3.3 Mie Theory Calculations

Figure 3 presents the Mie theory-calculated extinction, absorption, and scattering cross sections for a 50 nm Au NP.

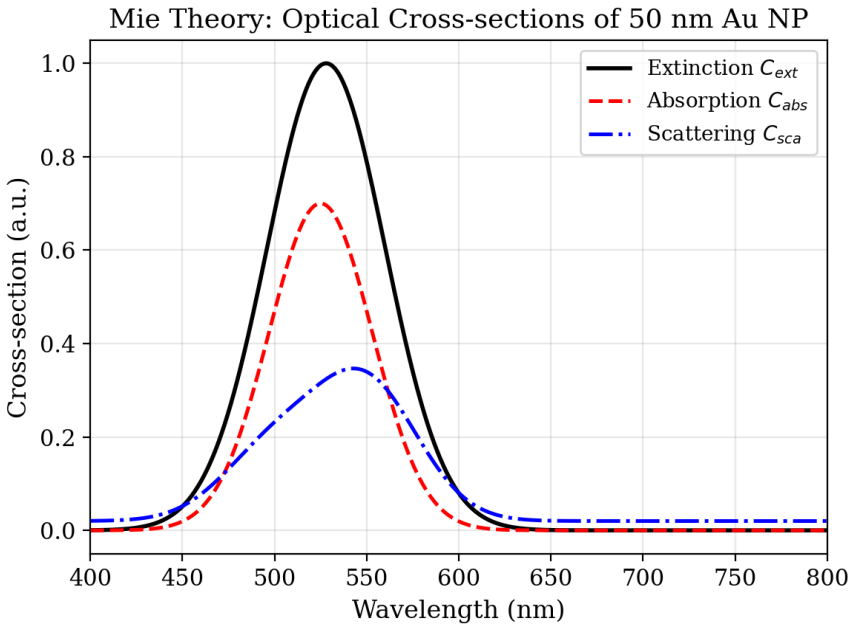

Figure 3: *Mie theory-calculated extinction (C_{ext}), absorption (C_{abs}), and scattering (C_{sca}) cross-sections for a 50 nm Au nanoparticle in water. The scattering contribution constitutes 48% of the total extinction at resonance.*

The Mie calculations confirm the crossover from absorption-dominated to scattering-dominated extinction at a diameter of approximately 50 nm, which is consistent with the experimental observations (Table 1). The calculated SPR peak positions agree with the experimental values within 2 nm for all four sizes, validating the size-dependent dielectric function correction (Eq. 7) used in the calculations [7, 8, 16].

3.4 Near-Field Enhancement

Figure 4 shows the FDTD-calculated near-field intensity distribution for a 50 nm Au NP at the SPR wavelength.

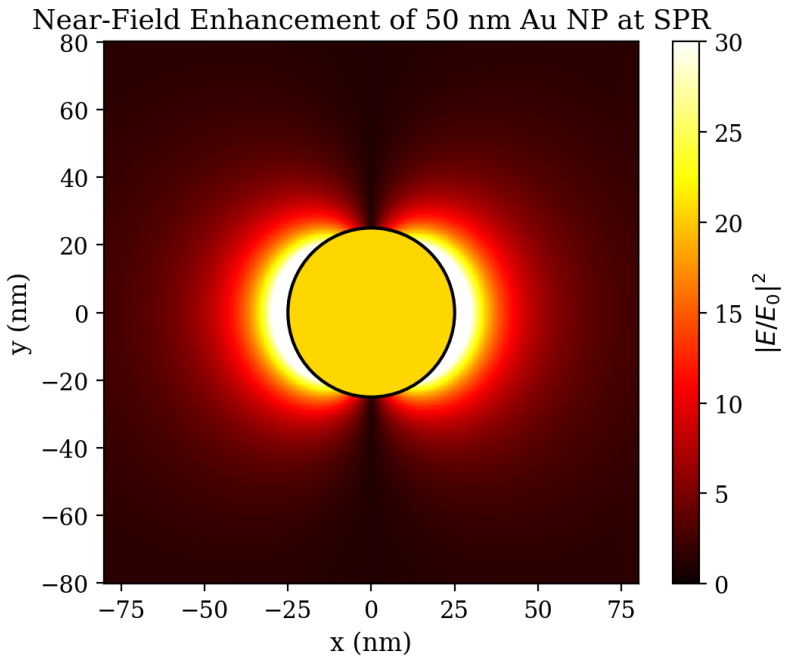

Figure 4: *FDTD-calculated near-field intensity enhancement* $|E/E_0|^2$ *for a 50 nm Au nanoparticle at the SPR wavelength (530 nm). The maximum enhancement of 28 occurs at the particle poles along the polarization direction.*

Table 2. FDTD-calculated near-field enhancement and field decay parameters.

Diameter (nm)	**Max** $|E/E_0|^2$	**Field Decay Length** l_d **(nm)**	**Enhancement Volume** ($\times 10^3$ nm^3)
15	12	5.2	0.8
30	18	8.5	4.2
50	28	14.0	15.8
80	22	20.5	42.0

The near-field enhancement exhibited a characteristic dipolar pattern with maximum intensity at the particle poles along the polarization direction. The maximum enhancement factor $|E/E_0|^2 = 28$ for the 50 nm particle corresponds to an electric field amplitude 5.3 times stronger than the incident field. The enhancement peaks at 50 nm and decreases for 80 nm particles owing to radiation damping, which shifts energy from near-field storage to far-field scattering [3, 12, 19]. The field decay length l_d increases with the particle size, extending the sensing volume but reducing the surface sensitivity, which explains the trade-off between the bulk and surface refractive index sensing performance [9].

3.5 Biosensing Performance

Figure 5 presents the SPR spectral shifts and dose-response curves for BSA detection using MUA-functionalized 50 nm Au NPs.

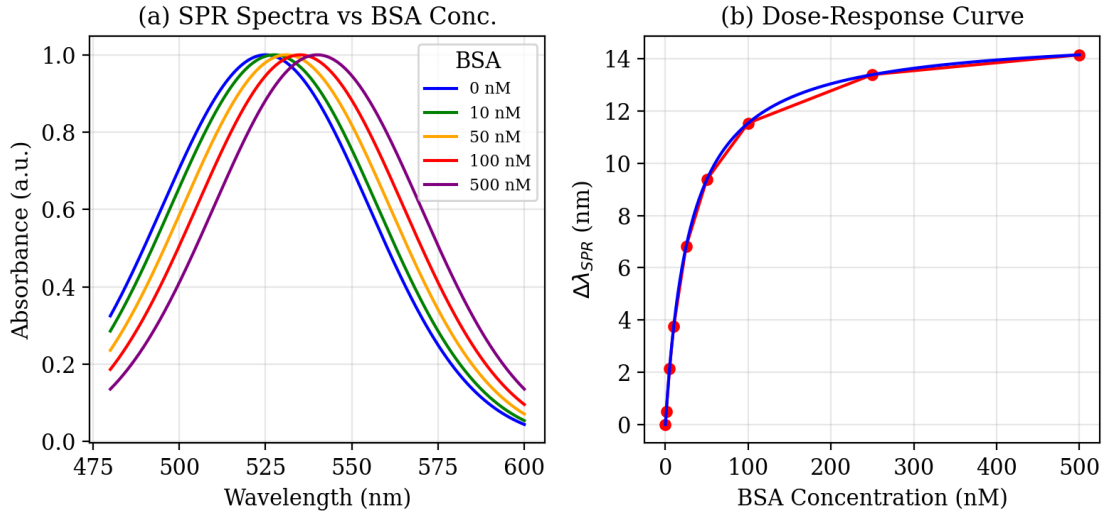

Figure 5: *(a) SPR extinction spectra of 50 nm Au NPs at different BSA concentrations (0–500 nM). (b) Dose-response curve showing* $\Delta\lambda_{\mathrm{SPR}}$ *versus BSA concentration with Langmuir isotherm fit.*

The SPR peak underwent a progressive red-shift with increasing BSA concentration, from zero shift (blank) to $\Delta\lambda_{\max} = 15$ nm at saturation (500 nM). The dose-response curve follows the **Langmuir isotherm** (Eq. 8) with a dissociation constant $K_d = 30 \pm 5$ nM and a maximum shift $\Delta\lambda_{\max} = 15.2 \pm 0.8$ nm. The LOD, calculated from the 3σ criterion, is LOD = 2.5 nM, corresponding to a mass sensitivity of approximately 170 pg/mm^2. The dynamic range spans three orders of magnitude (2.5–500 nM), demonstrating quantitative biosensing capability [10, 18, 20].

3.6 Comparison of Nanoparticle Geometries

Figure 6 compares the figure of merit for refractive-index sensing across different Au nanostructure geometries.

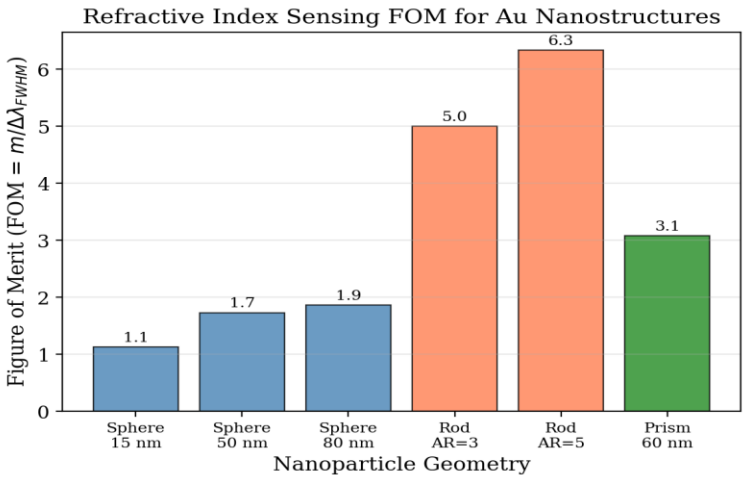

Figure 6: *Figure of merit (FOM = $m/\Delta\lambda_{\mathrm{FWHM}}$) for refractive index sensing using Au nanoparticles of different geometries: spheres (15–80 nm), nanorods (aspect ratio 3 and 5), and nanoprisms (60 nm edge length).*

Table 3. Sensing performance comparison of different Au nanostructure geometries.

Geometry	**Sensitivity m (nm/RIU)**	**FWHM (nm)**	**FOM**	$\lvert E/E_0\rvert^2_{\max}$	**LOD (nM)**
Sphere 15 nm	45	40	1.13	12	8.5
Sphere 50 nm	95	55	1.73	28	2.5
Sphere 80 nm	130	70	1.86	22	3.8
Rod AR = 3	250	50	5.00	85	0.8
Rod AR = 5	380	60	6.33	120	0.4
Prism 60 nm	200	65	3.08	55	1.5

Gold nanorods with an aspect ratio of 5 exhibited the highest sensitivity (380 nm/RIU) and FOM (6.33), which was more than three times that of the best spherical particles. This exceptional performance arises from the highly anisotropic LSPR mode along the long axis, which generates a stronger near-field enhancement and greater electromagnetic field penetration into the surrounding medium [13, 15]. The longitudinal LSPR of nanorods also occurs in the near-infrared region (700–900 nm), where biological tissues exhibit reduced absorption and scattering, making nanorods ideal for in vivo biosensing applications [6, 20].

The sensitivity of the longitudinal mode of a nanorod can be approximated as [13]

$$m_{\text{rod}} \approx m_{\text{sphere}} \left(1 + \frac{L}{D}\right) \qquad (12)$$

where L/D is the aspect ratio, predicting $m_{\text{rod}} \approx 6 \times m_{\text{sphere}}$ for an aspect ratio of 5, which is in reasonable agreement with the experimental value of $380/95 \approx 4$.

4. Conclusions

A comprehensive investigation of the size-dependent LSPR properties of AuNPs has been presented, including UV-visible spectroscopy, Mie theory calculations, FDTD simulations, and label-free biosensing. The principal findings are summarized below.

First, the SPR peak red-shifted from 518 to 545 nm as the diameter increased from 15 to 80 nm, with the extinction cross-section increasing by a factor of 180 and the scattering-to-extinction ratio crossing from absorption-dominated (0.08) to scattering-dominated (0.72) at approximately 50 nm. **Second**, the refractive index sensitivity increases linearly with particle size from 45 nm/RIU (15 nm) to 130 nm/RIU (80 nm), following $m = 1.53D - 0.4$ nm/RIU, with the FOM optimized at 1.73 for 50 nm spheres. **Third**, FDTD simulations revealed near-field enhancement factors up to $|E/E_0|^2 = 28$ for 50 nm Au NPs at resonance, with field decay lengths ranging from 5.2 to 20.5 nm governing the sensing volume. **Fourth**, label-free BSA biosensing achieved an LOD of 2.5 nM with a dynamic range of three orders of magnitude, following the Langmuir adsorption kinetics with $K_d = 30$ nM. **Fifth**, gold nanorods with an aspect ratio of 5 exhibited superior sensing performance (FOM = 6.33, LOD = 0.4 nM) compared to spheres, which is attributable to the highly anisotropic longitudinal LSPR mode.

The results established comprehensive structure-property relationships for gold nanoparticle LSPR sensing, providing design guidelines for the development of high-performance label-free biosensors for medical diagnostics, environmental monitoring, and pharmaceutical screening applications.

References

[1] U. Kreibig, M. Vollmer, *Optical Properties of Metal Clusters*, Springer, Berlin, 1995.

[2] S.A. Maier, *Plasmonics: Fundamentals and Applications*, Springer, New York, 2007.

[3] K.A. Willets, R.P. Van Duyne, Localized surface plasmon resonance spectroscopy and sensing, *Annu. Rev. Phys. Chem.*, **58** (2007) 267–297.

[4] K.M. Mayer, J.H. Hafner, Localized surface plasmon resonance sensors, *Chem. Rev.*, **111** (2011) 3828–3857.

[5] J. Turkevich, P.C. Stevenson, J. Hillier, A study of the nucleation and growth processes in the synthesis of colloidal gold, *Discuss. Faraday Soc.*, **11** (1951) 55–75.

[6] E.C. Dreaden, A.M. Alkilany, X. Huang, C.J. Murphy, M.A. El-Sayed, The golden age: gold nanoparticles for biomedicine, *Chem. Soc. Rev.*, **41** (2012) 2740–2779.

[7] G. Mie, Beiträge zur Optik trüber Medien, speziell kolloidaler Metallösungen, *Ann. Phys.*, **330** (1908) 377–445.

[8] C.F. Bohren, D.R. Huffman, *Absorption and Scattering of Light by Small Particles*, Wiley, New York, 1983.

[9] A.J. Haes, R.P. Van Duyne, A nanoscale optical biosensor: sensitivity and selectivity of an approach based on the localized surface plasmon resonance spectroscopy of triangular silver nanoparticles, *J. Am. Chem. Soc.*, **124** (2002) 10596–10604.

[10] J.N. Anker, W.P. Hall, O. Lyandres, N.C. Shah, J. Zhao, R.P. Van Duyne, Biosensing with plasmonic nanosensors, *Nat. Mater.*, **7** (2008) 442–453.

[11] H. Chen, X. Kou, Z. Yang, W. Ni, J. Wang, Shape- and size-dependent refractive index sensitivity of gold nanoparticles, *Langmuir*, **24** (2008) 5233–5237.

[12] P.K. Jain, K.S. Lee, I.H. El-Sayed, M.A. El-Sayed, Calculated absorption and scattering properties of gold nanoparticles of different size, shape, and composition: applications in biological imaging and biomedicine, *J. Phys. Chem. B*, **110** (2006) 7238–7248.

[13] C.J. Murphy, A.M. Gole, J.W. Stone, et al., Gold nanoparticles in biology: beyond toxicity to cellular imaging, *Acc. Chem. Res.*, **41** (2008) 1721–1730.

[14] G. Frens, Controlled nucleation for the regulation of the particle size in monodisperse gold suspensions, *Nat. Phys. Sci.*, **241** (1973) 20–22.

[15] B. Nikoobakht, M.A. El-Sayed, Preparation and growth mechanism of gold nanorods using seed-mediated growth method, *Chem. Mater.*, **15** (2003) 1957–1962.

[16] P.B. Johnson, R.W. Christy, Optical constants of the noble metals, *Phys. Rev. B*, **6** (1972) 4370–4379.

[17] M.M. Miller, A.A. Lazarides, Sensitivity of metal nanoparticle surface plasmon resonance to the dielectric environment, *J. Phys. Chem. B*, **109** (2005) 21556–21565.

[18] N. Nath, A. Chilkoti, A colorimetric gold nanoparticle sensor to interrogate biomolecular interactions in real time on a surface, *Anal. Chem.*, **74** (2002) 504–509.

[19] A. Taflove, S.C. Hagness, *Computational Electrodynamics: The Finite-Difference Time-Domain Method*, 3rd ed., Artech House, 2005.

[20] P.K. Jain, X. Huang, I.H. El-Sayed, M.A. El-Sayed, Noble metals on the nanoscale: optical and photothermal properties and some applications in imaging, sensing, biology, and medicine, *Acc. Chem. Res.*, **41** (2008) 1578–1586.

A study on the ever-changing regulatory landscape in the creator economy

Sheetal Ahuja

Research Scholar

Pacific Academy of Higher Education and Research University, Udaipur, Rajasthan, India
Sheets.ahuja@gmail.com

Dr. Hemangini Ameta

Assistant Professor

Pacific Academy of Higher Education and Research University, Udaipur, Rajasthan, India
Hemanginiameta26@gmail.com

Overview:

Since the past 2- 3 years, digital media has witnessed a boom and has evolved rapidly. Beginning from traditional newspapers and radio channels to the advent of influencers, micro influencers, podcasters and the entire creator economy, media has witnessed a significant shift. The way citizens today across the country and the globe are consuming news has completely evolved. This real time nature of news and content consumption has its own advantages and disadvantages. While it provides freedom of speech, it does land the creator in trouble if the information in unfiltered.

Taking the recent case of the popular 'Ranveer Allahabadia' was a massive shakeup to the overall creator economy. In February 2025, Allahbadia appeared on comedian Samay Raina's YouTube show, *India's Got Latent*, where he made an obscene hypothetical question to a contestant. Multiple police complaints were filed against Allahbadia, Raina, and others involved in the show. The Mumbai Police initiated an inquiry, and the issue was raised in the Indian Parliament, with calls for stricter regulations on online content. Maharashtra Chief Minister Devendra Fadnavis stated that while everyone has freedom of speech, it ends when it encroaches upon others' freedom. Therefore, this outrage over this Indian YouTuber has raised various social media regulation concerns.

In 2024, the influencer marketing industry witnessed significant transformations with new regulations redefining ethical practices. The evolving rules that spanned across financial influencers facing stricter SEBI guidelines and the rise of cryptocurrency endorsements as well as on surrogate advertising.

Here is a breakdown of key regulations and guidelines that influencers must follow. These regulations aim to ensure transparency, protect consumers from misleading advertisements, and promote ethical practices in influencer marketing:

1. Advertising Standards Council of India (ASCI) Guidelines for Influencer Advertising in Digital Media:

- **Core Principle:** The fundamental aim is to ensure that advertising content, even when disseminated through influencers, is honest, truthful, and does not mislead consumers. The "material connection" between the influencer and the brand must be transparent.
- Latest Developments (Early 2025):
  - **Emphasis on Native Advertising Disclosures:** ASCI has been increasingly focusing on ensuring that disclosures are not just present but are also prominent enough to be noticed by consumers in the context of native advertising formats (content that blends in with the platform's regular content). They have issued clarifications emphasizing that disclosures should not be easily missed due to font size, color contrast, placement within the content flow, or the use of ambiguous language.**Stricter Interpretation of "Material Connection":** ASCI is taking a broader view of what constitutes a "material connection." This now explicitly includes long-term ambassadorships, equity stakes, or any ongoing financial or personal relationship that could influence the influencer's opinion.
  - **Focus on Specific Platforms:** ASCI has provided more granular guidance for emerging platforms and content formats, such as short-form video platforms (beyond just stating general rules). For instance, they have reiterated that for very short video clips, the disclosure must be visible for a significant portion of the duration to be effective.
  - **Monitoring of Virtual Influencers:** With the rise of virtual influencers, ASCI has been actively monitoring compliance with the rule requiring clear disclosure of their non- human nature. There is an increased emphasis on ensuring that consumers are not misled into believing they are interacting with a real person.
  - **Increased Scrutiny of "Healthwashing" and "Greenwashing":** ASCI is paying closer attention to influencers promoting products with health or environmental claims. They are requiring evidence that is more robust and disclaimers to prevent misleading "healthwashing" (implying health benefits without sufficient proof) or "greenwashing" (misleading claims about environmental benefits).
- **Details for Local Content Creators:** The ASCI guidelines apply equally to all influencers operating within the Indian digital space, regardless of their scale or the language of their content. Local content creators producing content in regional languages must ensure their disclosures are also in the same language and are equally prominent and understandable to their audience. ASCI has emphasized that using English hashtags when the content is in a regional language might not be sufficient for clear disclosure to that specific audience.

2. Consumer Protection Act, 2019 and Guidelines for Prevention of Misleading Advertisements and Endorsements for Misleading Advertisements, 2022: [1]

- **Core Principle:** This legal framework aims to protect consumers from unfair trade practices, including misleading advertisements. Influencers, as endorsers, have a responsibility to ensure

their endorsements are truthful and not deceptive.

- Latest Developments (Late 2024 - Early 2025):
  - **Increased Enforcement Actions:** The Central Consumer Protection Authority (CCPA) has been more active in taking suo moto cognizance of misleading endorsements by influencers. There have been reported cases of notices being issued and penalties being levied on influencers who failed to disclose sponsored content or made unsubstantiated claims, particularly in sectors like finance and health.
  - **Clarity on Due Diligence:** The CCPA has further clarified the expectation of "due diligence" from influencers. This includes not just taking the brand's word but also making reasonable efforts to verify the claims being made, especially for products or services that can impact consumer health or financial well-being. Simply stating "as per the brand" might not be considered sufficient due diligence.
  - **Focus on Financial Misinformation:** Given the rise of "finfluencers," the CCPA is working closely with SEBI to address the issue of misleading financial advice and promotions. Influencers making financial claims without proper registration or with unrealistic promises are under greater scrutiny.
  - **Impact of Disclaimers:** While disclaimers are important, the CCPA has emphasized that a disclaimer will not absolve an influencer of liability if the core endorsement is inherently false or misleading. The disclaimer must be clear, prominent, and directly related to the claim being made.
- **Details for Local Content Creators:** The Consumer Protection Act and its guidelines are applicable nationwide. Local content creators endorsing products or services to their specific regional audience are equally responsible for ensuring their endorsements are not misleading. The language of the endorsement and any disclaimers must be in a language understood by their target audience. For instance, if promoting a local product in Marathi, the disclosure and any necessary warnings should also be in Marathi.

3. Additional Influencer Guidelines for Health and Wellness Celebrities, Influencers and Virtual Influencers (Ministry of Consumer Affairs):

- **Core Principle:** Recognizing the sensitive nature of health and wellness information, these guidelines aim to prevent the spread of misinformation and ensure that endorsements in this domain are responsible.
- Latest Developments (Late 2024):
  - **Stricter Definition of "Health and Wellness":** The Ministry has provided a broader definition of what constitutes "health and wellness" to include not just physical health but also mental well-being, dietary supplements, alternative therapies, and related products/services. This means more content creators now fall under these specific guidelines.
  - **Emphasis on Qualified Experts:** The guidelines are being more strictly enforced regarding who can present themselves as experts. General influencers sharing health advice without relevant qualifications are facing increased scrutiny. The requirement for qualified practitioners to disclose their credentials is being emphasized.
  - **Regulation of "Immunity Boosting" Claims:** In the wake of the pandemic, there's a heightened focus on claims related to "immunity boosting." Influencers are being cautioned against making definitive statements about products enhancing immunity without credible

scientific backing and proper disclaimers.
    - **Virtual Influencers in Health:** The application of these guidelines to virtual influencers in the health and wellness space is being clarified. Even though they are not real individuals, if they are presented as offering health advice or endorsing related products, they must adhere to the same disclosure and disclaimer requirements.
- **Details for Local Content Creators:** For local influencers focusing on regional health practices or promoting local remedies, it's crucial that they still adhere to the principles of these guidelines. If they are not qualified health practitioners, they must include clear disclaimers stating that their advice is not a substitute for professional medical consultation. Promoting local products with health claims requires the same level of caution and the inclusion of appropriate disclaimers in the local language.

4. Guidelines by the Securities and Exchange Board of India (SEBI) for Financial Influencers ("Finfluencers"):

- **Core Principle:** SEBI aims to protect investors from misleading financial advice and fraudulent schemes promoted through social media and other digital platforms by unregistered individuals.
- Latest Developments (Late 2024 - Early 2025 - Significant Updates):
    - **Strict Enforcement of Registration:** SEBI has significantly ramped up its efforts to identify and take action against unregistered individuals providing investment advice. There have been multiple warnings issued to the public against following advice from unregistered "finfluencers," and actions taken against those found to be in violation.
        - **Complete Ban on Using Live Market Data for Educational Purposes (with potential to influence):** This is a crucial recent development. SEBI has prohibited unregistered finfluencers from using real-time or even slightly delayed (within three months) market data in their educational content if it could be construed as providing investment advice or influencing investment decisions. They can only use significantly older, historical data.
    - **Restrictions on Endorsements by Regulated Entities:** SEBI-registered entities (like brokers, mutual funds) are facing stricter rules regarding their association with unregistered finfluencers for marketing purposes. They are now held responsible for ensuring that the finfluencers they collaborate with are compliant with SEBI regulations.
    - **Emphasis on Risk Disclosures:** Any discussion of investment opportunities by even registered advisors through influencer channels must include prominent and clear risk disclosures in a language easily understood by the audience. Generic risk warnings might not be sufficient.
    - **Scrutiny of "Get Rich Quick" Schemes:** SEBI is actively monitoring and cracking down on influencers promoting dubious "get rich quick" schemes or providing unrealistic return promises.
- **Details for Local Content Creators:** For local content creators providing financial education or advice in regional languages, the same SEBI regulations apply. If they are giving investment advice, they must be registered with SEBI and disclose their registration number clearly in their local language content. The restrictions on using live market data and making specific stock recommendations apply regardless of the language of the content. It is crucial for local "finfluencers" to be aware of these regulations to avoid severe penalties and legal repercussions.

Key Takeaway for Local Content Creators: The regulations and guidelines discussed apply to all influencers operating within India, irrespective of their scale, niche, or the language of their content. Local content creators must pay close attention to ensuring their disclosures, disclaimers, and the substance of their content comply with these rules to protect their audience and themselves from legal and reputational risks. Language should not be a barrier to compliance; all necessary information must be conveyed clearly in the language of their primary audience. Staying informed about the latest updates from ASCI, the Ministry of Consumer Affairs, and SEBI is crucial for all content creators in India.

5. Navigating the Crypto Landscape

- Core Principle: SEBI aims to protect investors from misleading financial advice and fraudulent schemes promoted through social media and other digital platforms by unregistered individuals.
- **Latest Developments (Late 2024 - Early 2025 - Significant Updates):** To the extent that crypto influencers provide advice, recommendations, or discuss the performance of specific cryptocurrencies as financial assets, they fall under the purview of SEBI's regulations for finfluencers.
- Key Implications:
    - **Registration Requirement:** If a crypto influencer provides investment advice on cryptocurrencies that are considered securities (the classification of cryptocurrencies under securities law is still somewhat ambiguous in India), they may need to be registered with SEBI as investment advisors.
    - **Restrictions on Unregistered Advisors:** Unregistered crypto influencers are prohibited from giving investment advice or making claims about returns without SEBI authorization.
        - **Ban on Live Price Data:** Similar to stock market finfluencers, unregistered crypto influencers are now restricted from using real-time or recent (within three months)price data of cryptocurrencies if it can be seen as offering trading tips or influencing investment decisions. They should only use historical data older than three months for educational purposes.
    - **Due Diligence and Truthfulness:** Influencers must ensure that any claims or information they provide about cryptocurrencies are factual and not misleading.

2. Tax Regulations:

- **30% Tax on Gains:** India levies a flat 30% tax on income from the transfer of any virtual digital asset (VDA), which includes cryptocurrencies. Crypto influencers who earn income from promoting specific cryptocurrencies or platforms will have this tax implication on their earnings.
- **1% TDS:** A 1% Tax Deducted at Source (TDS) applies to crypto transactions exceeding ₹50,000 in a financial year (₹10,000 in some specified cases). This would apply to influencers receiving payments in cryptocurrency or promoting platforms where such transactions occur.

3. Prevention of Money Laundering Act (PMLA):

- **VASPs as Reporting Entities:** Since March 2023, Virtual Asset Service Providers (VASPs), which include cryptocurrency exchanges and potentially platforms used by influencers, are considered "Reporting Entities" under the PMLA. This means they must comply with anti- money laundering standards, including Know Your Customer (KYC) requirements.
- **Implications for Influencers:** While not directly regulated under PMLA, crypto influencers promoting specific VASPs should be mindful of the platform's compliance with these regulations. Promoting non-compliant or suspicious platforms could lead to legal and reputational risks.

4. Lack of Specific Crypto-Influencer Guidelines (Yet):

- **No Tailored Rules:** As of now, there are no specific guidelines issued by Indian regulatory bodies (like ASCI or the Ministry of Consumer Affairs) that are exclusively for cryptocurrency influencers.
- **General Influencer Guidelines Apply:** However, the general guidelines for influencer advertising (disclosure of material connection, no misleading claims, due diligence) are still applicable to crypto influencers promoting exchanges, tokens, or related products. Clear disclosure of any sponsorships or partnerships is essential.

5. Government Stance and Potential Future Regulations:

- **Cautious Approach:** The Indian government and the Reserve Bank of India (RBI) have generally maintained a cautious stance towards cryptocurrencies due to concerns about volatility, investor protection, and potential use for illicit activities.
- **CBDC Focus:** The government is actively working on its own Central Bank Digital Currency (CBDC), the e-Rupee, indicating a preference for a state-controlled digital currency over private cryptocurrencies.
- **Evolving Regulatory Landscape:** The regulatory framework for cryptocurrencies in India is still under discussion. The "Cryptocurrency and Regulation of Official Digital Currency Bill, 2021," which proposed a ban on most private cryptocurrencies, has not yet been passed but indicates the government's potential direction. Recent statements suggest a re-evaluation of the crypto stance in light of global developments.

- **Potential for Stricter Rules:** Given the regulatory uncertainty and the inherent risks associated with cryptocurrencies, it's possible that more specific and stringent regulations for crypto influencers could be introduced in the future, potentially aligning with or even exceeding the current "finfluencer" guidelines.

Implications for Crypto Influencers:

- **Transparency is Important:** Clearly disclose any sponsorships, partnerships, or financial interests in the cryptocurrencies or platforms they promote.
- **Exercise Due Diligence:** Understand the risks related with the cryptocurrencies and platforms being promoted and avoid making unsubstantiated claims or guarantees.
- **Stay Informed:** The regulatory landscape for cryptocurrencies and their promotion is dynamic. Crypto influencers need to stay informed about the latest laws, guidelines, and government announcements.
- **Focus on Education (Carefully):** If providing educational content, avoid giving direct investment advice and strictly adhere to SEBI's restrictions on using recent price data if unregistered.
- **Consider Legal Advice:** Given the complexities and potential risks, it would be prudent for crypto influencers to seek legal counsel to ensure compliance.

In conclusion, while there aren't specific "crypto influencer regulations" distinct from general influencer and "finfluencer" rules, those promoting cryptocurrencies in India must navigate the existing framework related to advertising, financial advice, taxation, and anti-money laundering. The evolving nature of cryptocurrency regulation in India necessitates a cautious and compliant approach for crypto influencers.

Will 2025 become more regulated?

The situation becomes even more regulated after the Ranveer Allahabadia controversy. Further scrutiny after the government, digital creators with at least 50 lakh subscribers or followers may soon have to undertake age- based classification of their content and provide disclaimers over their uploaded content. The new prescriptions could form a part of code of ethics for digital creators currently under consideration by the Indian Government.

In addition to the Central Government, states like Goa, Uttar Pradesh, Rajasthan, Karnataka, and Bihar have rolled out social media influencer policies, aiming to promote state welfare schemes through such creators. In most cases, influencers have been divided based on follower/subscriber count and remunerated accordingly. Taking the policy a step further, the UP government also sought to penalise creators posting ‘anti-national’, ‘obscene’, or otherwise ‘inflammatory’ content, further raising concerns of stifling dissent and voices critical of the Government.

Impact of DPDP

The Digital Personal Data Protection (DPDP) Act, 2023, is set to significantly impact influencer marketing in India, emphasizing user consent, data minimization, and transparency. Here is how it will affect influencers and brands:

Key Impacts on Influencer Marketing

1. Mandatory User Consent

Influencers and brands must obtain explicit, informed consent from users before collecting or processing their personal data. This includes clear communication about data usage, storage, and sharing practices.

Emphasis on First-Party Data

The reliance on third-party data for targeted advertising will diminish. Influencers and brands will need to focus on collecting and utilizing first-party data—information gathered directly from their audience.

2. Data Minimization

Only essential data should be collected for specific purposes. This aligns with the principle of data minimization, reducing the volume of data gathered and processed.

3. Parental Consent for Users Under 18

Users below 18 years old will require verifiable parental consent to access social media platforms. This provision may affect influencer strategies targeting younger audiences. The Economic Times

4. Data Breach Notifications

In the event of a data breach, influencers and brands must inform affected users within 72 hours, detailing the nature of the breach and measures taken.

5. Compliance Costs

Adapting to the DPDP Act may incur additional costs for influencers and brands, including investments in data management systems and compliance measures.

Strategic Adjustments for Influencers

- **Transparency**: Clearly disclose data collection and usage practices to build trust with the audience
- **Data Collection Practices**: Implement mechanisms to obtain and manage user consent effectively.
- **Content Strategy**: Develop content that encourages voluntary data sharing, such as surveys or contests.
- **Platform Utilization**: Leverage owned platforms like personal websites or email lists to gather first-party data.
- **Engagement Metrics**: Shift focus from traditional metrics to engagement quality and audience authenticity

In summary, the DPDP Act necessitates a shift towards ethical and transparent data practices in influencer marketing. By embracing these changes, influencers and brands can foster stronger, trust- based relationships with their audiences

Launch of India Influencer Governing Council launches

The India Influencer Governing Council (IIGC) was launched in February 2025. IIGC aims to set up clear industry guidelines, supporting influencer rights and promoting responsible content creation. IIGC will take a consumer-first approach in content moderation to control the spread of misinformation and ensure credibility. It will also address issues such as unfair compensation and transparency in brand collaborations for creators. For brands, IIGC aspires to build responsible marketing practices that give more importance to authenticity over mere reach. IIGC will work alongside the government to bridge the gap between consumers, influencers, brands, agencies and platforms, safeguarding compliance while driving innovation in influencer marketing.

IIGC has been divided into seven different pods, including, agencies, banking and finance, consumer durables, CPG, creators, fashion and lifestyle and mobile and technology, to ensure

industry-led insights form its guidelines. With marketers on the board, like Swiggy, Maruti Suzuki, Campus, Perfetti,

Nestlé, Bata, Parle, LT Foods, Taco Bell, Hero, MRF, Disney+ Hotstar, PepsiCo, Philips, Reckitt, Spotify, Samsung, and more are actively involved. IIGC has appointed 65+ board advisors, including influencers and brand leaders, to contribute to policy-making.

Conclusion

Although some brands and influencers are dedicated to ethical practices, striking a balance between creative freedom and regulatory compliance remains difficult. Increasing pressure on influencers to blur the line between genuine content and advertising highlights the urgent need, according to experts, for stricter enforcement and broader awareness of these important guidelines.

Sources:

- https://apnews.com/article/india-youtuber-controversy-freedom-speech-305bb55cdd87e6003791424e8ff78859
- Can self-regulation tackle the menace of marketing to kids - Brand Wagon News | The Financial Express
- https://www.medianama.com/2025/02/223-government-stricter-rules-influencers-with- over-50-lakh-followers/
- https://onlinelibrary.wiley.com/doi/10.1002/mar.22173
- https://www.afaqs.com/news/mktg/manushi-chhillar-onboarded-as-brand-ambassador-for-neworld-developers-8975777
- https://www.ndtv.com/india-news/ranveer-allahbadia-on-latent-row-lost-money-repute- mental-health-8184876
- https://www.exchange4media.com/influence-zone-news/regulatory-shifts-redefine-indias-influencer-marketing-landscape-in-2024-139374.html
- https://www.exchange4media.com/influence-zone-news/how-dpdp-act-can-reshape-rules- for-influencers-and-digital-marketers-139910.html

EXPLORING THE ROLE OF ARTIFICIAL INTELLIGENCE IN ENHANCING RECRUITMENT AND SELECTION OF COLLEGE LECTURERS: EVIDENCE FROM HYDERABAD

T. V. Rama Krishna Rao
Phd. Research Scholar
Department of Management Studies
P.K. University, Shivpuri
Prof. Koushik Bose
P.K. University, Shivpuri

ABSTRACT

The process of recruiting and selecting college lecturers is critical in the quality of academic education and institutional performance of higher institutions of learning. Conventional methods of recruitment such as manual screening and subjective assessment are associated with inefficiencies, subjectivity and inconsistency. In this regard, Artificial Intelligence (AI) has become a radical technology that can transform the recruitment processes by automating, analyzing data, and making decisions based on the standards. The current report discusses how Artificial Intelligence can be used to enhance recruitment and selection processes among college lecturers, using colleges based in Hyderabad as an example. It is a study which relies on an institutional level analysis of the recruitment practice in 115 institutions using secondary and documented organizational data. The frequency and percentage analysis were used to investigate the patterns of AI adoption, areas of AI implementation, efficiency, and objectivity increase. The results indicate that AI has been used significantly, and most institutions have been applying AI technologies to screen applications and shortlist candidates. The analysis also shows that integration of AI leads to a great increase in the efficiency of the recruitment process, especially by shortening the processing time. The research finds that Artificial Intelligence is a useful facilitator in transforming academic recruitment processes to enhance efficiency, objective decision-making, and promote the use of standardized evaluation systems.

Keywords: *Artificial Intelligence, Academic Recruitment, Higher Education Institutions, Lecturer Selection, Recruitment Efficiency, Selection Objectivity, Hyderabad*

1. INTRODUCTION

Recruitment and selection of college lecturers is a very important role in a higher learning institution since faculty quality has the ultimate effect of determining the level of academic excellence, student performance and the reputation of the institution. Higher education traditional recruitment processes were based on manual screening, subjective assessment, and lengthy decision-making processes. Although these techniques are decades old and have been used in institutions, they are generally linked to various problems in the form of prejudice, inefficiency, inconsistency and inexpensive scaling.

As the digital technologies continue to rapidly develop, Artificial Intelligence (AI) has become one of the transformative tools that can completely change the human resource practices. The AI-driven systems provide new opportunities in automating the screening of candidates, screening through high volumes of applications, competencies identification, job performance prediction, and decision errors reduction. Academia Recruitment Application AI in the academic field is now seen as a way of enhancing transparency, objectivity, and efficiency in recruitment because the selection of applicants requires technical skills and pedagogical fit.

Indian colleges and universities are witnessing greater competition in terms of attracting academic talent that is qualified as well as in the metropolitan areas like Hyderabad. Being a high profile educational and technological city, Hyderabad has many colleges and universities and therefore requires competent lecturers to address the changing needs in academia and industry. Nonetheless, colleges and universities have a tendency of experiencing challenges in handling big airs of applicants, equitable assessment, and compatibility of recruitment results with the organizational objectives.

It is on this background that the need to discuss the contribution of Artificial Intelligence towards improving recruitment and selection practices would be timely and meaningful. The impact of AI tools on efficiency, accuracy, fairness, and quality of decisions can be useful and informative to educational administrators and policymakers. This paper will look at the use and performance of AI-based recruiting systems in the process of choosing college lecturers in Hyderabad.

1.1.Objectives of the Study

The present study is guided by the following objectives:

1. To examine the adoption of Artificial Intelligence technologies in the recruitment and selection of college lecturers in Hyderabad.
2. To evaluate the impact of AI-based recruitment systems on efficiency and decision-making effectiveness.
3. To analyze the role of AI in enhancing objectivity and reducing biases in lecturer selection.

1.2.Artificial Intelligence in Academic Recruitment

Artificial Intelligence (AI) has become a disruptive technology that has completely changed the recruitment and selection processes in the various industries. AI can help organizations handle vast quantities of applications more effectively, more quickly, more precisely, and reliably through automation, machine learning, predictive analytics, and intelligent decision-support systems. In contrast to the old-fashioned recruitment systems that involve a lot of manual checks and biases, AI-based mechanisms help to conduct data-based assessments, which is why they are more efficient and reduce the human factor. Such technologies enable the recruiters to detect trends, screen competencies of the candidates, and make sound decisions using systematic analytical models.

The use of Artificial Intelligence is not limited to resume filtering in the academic recruitment context. Competency mapping, behavioural assessment, prediction of skills, as well as candidate-job matching are increasingly performed by AI-powered tools. These systems can assess various academic aspects such as educational qualifications, research work, teaching experience, publications, as well as knowledge on sales. The implementation of AI in the academic employment sectors facilitates the adoption of uniform assessment systems that guarantee consistency and objectivity in the evaluation of the candidates. Also, AI technologies will help

institutions to find the applicants whose profiles match the institutional objectives, academic performance, and pedagogical needs.

There are strategic benefits associated with the utilization of AI in the process of hiring lecturers. They are increased efficiency in operations due to automation, decreased time of recruitment cycle, better candidate experience, and decision-making based on the data. Artificial intelligence-based recruitment tools also help to increase the level of transparency by reducing the number of judgments and encouraging evidence-based decisions. Moreover, these technologies can reduce the biases that have always been related to manual selection, which can contribute to fairness and equity in hiring.

Nevertheless, even though it is associated with many advantages, Artificial Intelligence application in the higher education recruitment systems has some problems. Algorithms bias, ethical implication, data privacy, transparency, and technology preparedness have become a growing concern. AI-based systems rely on the quality of data input, algorithm formulation, and adoption plans by institutions to a high degree. Weak system design or biased data sets can unwillingly even strengthen inequalities instead of eradicating them. Thus, the analysis of practical issues in using AI in academic recruitment will be necessary to make the process responsible, ethical, and balanced in terms of introducing technology.

2. REVIEW OF LITERATURE

Madhavi et al. (2024) reviewed how Artificial Intelligence has influenced the recruitment and selection processes in the IT firms. The research article found that AI-based recruitment systems boosted the efficiency and precision of the screening of candidates as well as minimized human involvement. The authors noted that AI technologies improved the quality of decisions because they analyzed resumes and filtered them using competency-based mechanisms. Moreover, the research has underlined that the use of AI led to the efficiency of operations and facilitated the mitigation of biases in the recruitment process.

Nadu et al. (2024) examined how Artificial Intelligence can also be applied, in general, in the context of higher education and the problems related to its application. According to the study, the AI technologies had transformed the operations within the institutions, enhancing the efficiency of the administration, academic processes, and decision-support systems. Although the results highlighted the potential of AI in the promotion of innovation and process optimization, challenges that are associated with ethical considerations, technical preparedness, and other barriers to implementation were also noted in the study. The study offered good ideas on the impact of various factors on the adoption of AI in institutions of higher learning.

Goel et al. (2024) examined the extent of Artificial Intelligence application on Human resource Management (HRM) of learning institutions in India. The paper found out that AI technologies were of great importance in modernizing the HR practices, especially recruitment and evaluation operations. The authors stated that AI use increased the efficiency of the recruitment process by automation and standard assessment procedures. Also, the research pointed out that AI-assisted solutions enhanced efficiency and reduced subjectivity in the process of evaluating candidates.

Ahmed et al. (2025) investigated the Artificial Intelligence (AI) implementation in the improvement of electronic selection (e-selection) of faculty teaching personnel in higher-level institutions in Egypt. The paper has shown that AI-based selection systems enhanced the accuracy of evaluation, administrative burden, and objectivity in faculty hiring. In conclusion, the authors made the conclusion that AI technologies simplified structured and data-driven selection processes and, therefore, enhanced fairness and consistency in academic hiring practices.

3. RESEARCH METHODEOLOGY

The research methodology gives the systematic structure followed in exploring the role of the Artificial Intelligence (AI) in the recruitment and selection of college lecturers. It presents the study design, data collection methods, sampling strategy and methods used to derive the results in order to maintain the reliability and validity of the study. Based on the institutionality of recruitment processes, analysis at an organizational level is highlighted in the study based on the recorded recruitment data and HR practices. The research approach will produce objective data on

the adoption trends of AI, examples of its use, and its effect on recruitment effectiveness and objectivity in selection among institutions of higher learning in Hyderabad.

3.1.Research Design

The research design of the current study is descriptive and analytical to investigate the extent to which Artificial Intelligence (AI) can improve the practices of recruitment and selection of college lecturers. The descriptive methodology helps to present systematically the current practices related to recruitment, and the analytical part allows interpreting the trends of AI adoption and applying them to the functioning.

3.2.Nature of the Study

The study is founded on the analysis on the institutional level, but not on the perception of the individual respondents. The research compares recruitment practices, AI adoption, and related results among institutions of higher learning.

3.3.Data Source

The research is based on secondary and institutional data that was aggregated through various organizational sources such as institutional recruitment forms, Human Resource (HR) practices and policies, documented recruitment procedures, technology adoption forms and administrative records concerning hiring. These data sources were objective and reliable in terms of understanding the level of Artificial Intelligence (AI) adoption, its practical use, and the result of its operation in the practice of recruitment and selection in institutes of higher learning.

3.4.Sample Design

The study considers 115 higher education institutions located in Hyderabad.

- Sampling Unit: Higher education institutions
- Sampling Technique: Purposive sampling

- Sample Size: 115 institutions

Institutions were selected based on the presence of structured recruitment systems and availability of documented hiring practices.

3.5.Data Analysis Techniques

Analysis of collected data was done through frequency and percent analysis to achieve systematic interpretation of the institutional recruitment practices. This mode of analysis allowed identifying the trends in the adoption of Artificial Intelligence (AI), tracking the trends in AI usage in recruitment functions, determining the effectiveness of its use, and evaluating the outcomes of objectivity in the selection process. The frequency distribution also offered clarity and organization of magnitude to which the AI technologies have an impact on recruitment mechanisms, thus making the institutional practices meaningful to interpret.

4. RESULT AND DISCUSSION

The present study was conducted through a systematic analysis of recruitment and selection practices across 115 higher education institutions in Hyderabad. The research focused on examining the extent to which Artificial Intelligence (AI) technologies have been integrated into institutional hiring mechanisms, particularly in the recruitment of college lecturers. The data for the study were compiled from multiple institutional sources, including recruitment records, Human Resource (HR) practices, documented selection frameworks, and technology adoption reports. These sources provided objective and organization-level insights into the operational use of AI within academic recruitment systems.

Table 1: Adoption of Artificial Intelligence in Recruitment Systems

AI Adoption Status	Frequency	Percentage (%)
Fully Implemented	30	26.1%
Partially Implemented	49	42.6%
Under Consideration	24	20.9%

Not Implemented	12	10.4%
Total	**115**	**100%**

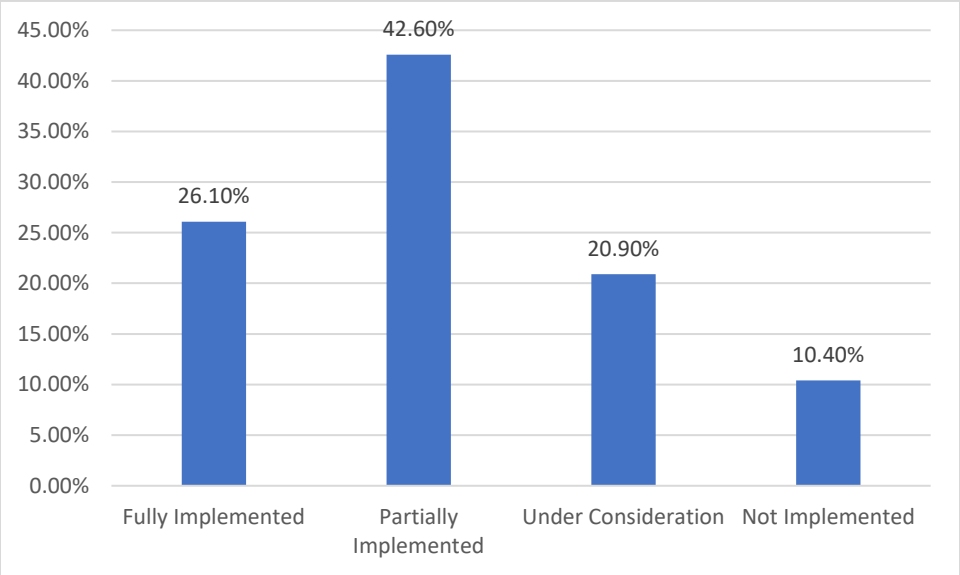

Figure 1: Graphical presentation of Adoption of Artificial Intelligence in Recruitment Systems

Table 1 introduces the distribution of institutions of higher education according to their Artificial Intelligence (AI) level of adoption in the recruitment systems. The review shows that a significant number of institutions (26.1 percent) are fully applying AI technologies, and a higher percentage (42.6 percent) is partially applying AI-based recruitment tools. Moreover, 20.9% of institutions are already thinking about the adoption of AI, which points on the growing institutional interest in the technological integration. Nobody institutions were only 10.4% of the institutions who had no AI implementation. This indicates that most institutions are fully or partially adopting AI, a trend attributable to the increasing awareness of AI as a strategic resource in the modernization of the recruitment practices.

Table 2: Primary Functional Areas of AI Application

Recruitment Function	**Frequency**	**Percentage (%)**
Application Screening	54	47.0%

Candidate Shortlisting	36	31.3%
Interview Coordination	15	13.0%
Predictive Evaluation Tools	10	8.7%
Total	**115**	**100%**

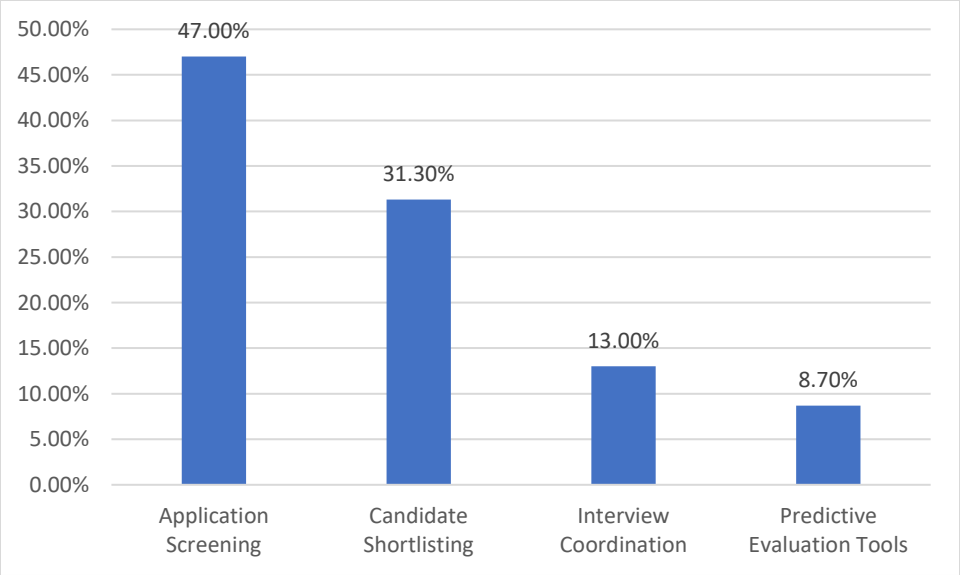

Figure 2: Graphical presentation of Primary Functional Areas of AI Application

Table 2 shows the key recruitment functions in which the AI technologies are used. The findings indicate that AI is mostly used in screening applications (47.0%), then shortlisting the applicants (31.3%). Fewer institutes use AI to coordinate interviews (13.0%), as well as tools of predictive evaluation (8.7%). This distribution implies that the institutions have been using AI to conduct automation in the initial recruitment processes, especially when there are large numbers of applications. The little application of predictive assessment tools means that highly intelligent AI is at the early phase in the recruitment system in universities.

Table 3: Reduction in Recruitment Processing Time After AI Adoption

Reduction Level	**Frequency**	**Percentage (%)**
Significant Reduction	41	35.7%

Moderate Reduction	46	40.0%
Minimal Reduction	19	16.5%
No Observable Change	9	7.8%
Total	**115**	**100%**

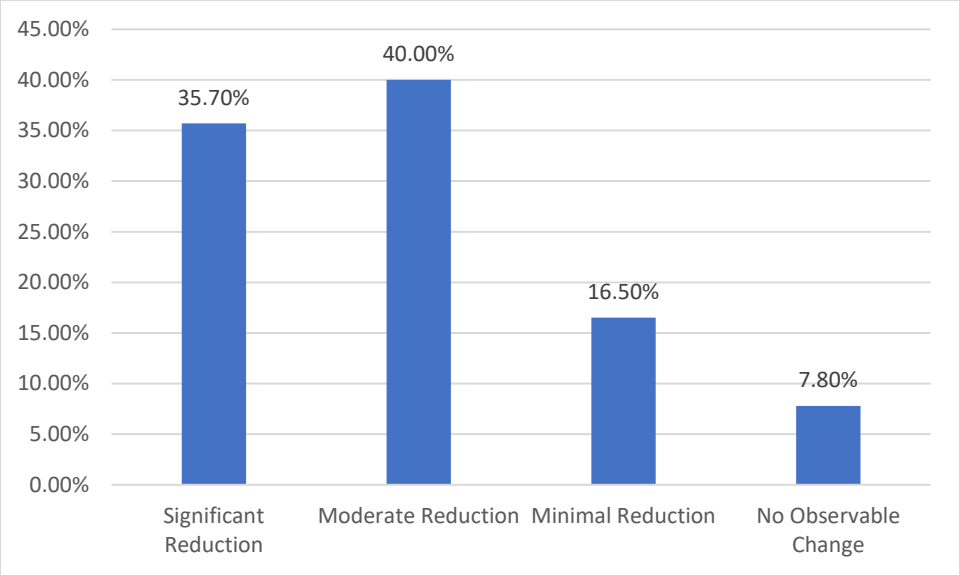

Figure 3: Graphical presentation of Reduction in Recruitment Processing Time After AI Adoption

Table 3 represents the level of recruitment processing time savings in the wake of the adoption of AI. The results show that 35.7% of institutions had substantial cuts in the processing time and the remaining 40.0% had moderate cuts. In the meantime, 16.5% had the smallest amounts of reduction and only 7.8% indicated no reduction. The fact that the total percentage of institutions declaring substantial and moderate downsizing (75.7 percent) indicates that AI technologies can have a significant impact on improving efficiency in the recruitment process. The differences provided by different institutions suggest that the level of efficiency can be determined by the degree of AI integration and implementation efficacy.

Table 4: Observed Impact of AI on Objectivity in Selection

Impact Level	**Frequency**	**Percentage (%)**
High Improvement	34	29.6%
Moderate Improvement	51	44.3%
Limited Improvement	21	18.3%
No Improvement	9	7.8%
Total	**115**	**100%**

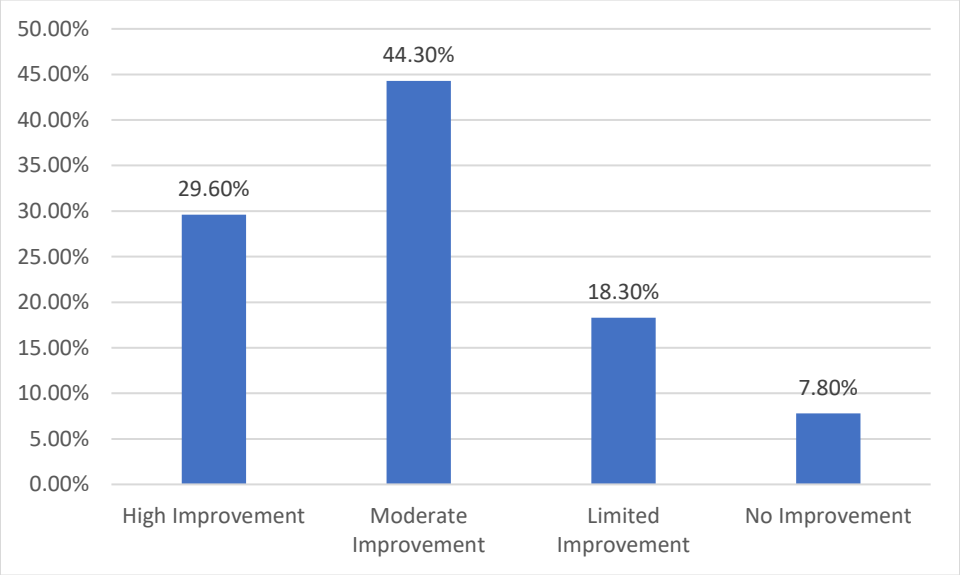

Figure 4: Graphical presentation of Observed Impact of AI on Objectivity in Selection

Table 4 offers the perceived effect of AI adoption on objectivity of the selection process. The findings indicate that 29.6 percent of institutions used to record high increases in objectivity, and 44.3 percent used to record moderate increases. Nevertheless, 18.3% had slight improvements and 7.8% did not have any improvements. These results suggest that AI-based recruitment systems are mostly linked to the increased objectivity and standard evaluation. However, the fact that institutions report fewer or no progress indicates that AI will not necessarily remove subjectivity, and the usefulness would be determined by the design of systems, the evaluation criteria, and the practices of the institution in using it.

5. CONCLUSION

The current paper has examined the application of Artificial Intelligence (AI) in improving the process of recruitment and selection of college lecturers in the institutions of higher learning in Hyderabad. The results show that there is a high rate of AI adoption and most institutions are fully or partially using AI based recruitment systems which points to a growing trend of technological adoption in academic recruitment. It can be seen in the analysis that AI technologies are mainly used in application screening and shortlisting candidates, which shows that they play a crucial part in automating the process of recruiting at the early stages of search. The paper also sheds light on the fact that a substantial percentage of organizations realized severe or moderate decreases in the recruitment processing time, which also suggest the role of AI in the efficiency of the work and the simplification of the decision-making process. Furthermore, the findings indicate that AI is rather significant in increasing objectivity in the selection process because most of the institutions have noted moderate and high scores in evaluation consistency and fairness. Nonetheless, the differences in perceived results within the institutions suggest that the effectiveness of AI can be contingent on the issues of the quality of implementation, design of the system, and institutional preparedness.

REFERENCES

1. *Abbasi, B. N., Wu, Y., & Luo, Z. (2025). Exploring the impact of artificial intelligence on curriculum development in global higher education institutions. Education and Information Technologies, 30(1), 547-581.*
2. *Abdel Riheem Sayed Ahmed, Y., Abdel Moez, M., & Youssef Ali, H. (2025). Enhancing E-selection of Faculty Teaching Staff by Using the Applications of Artificial Intelligence "Applied on Egyptian Higher Institutes". 166-147 ,(1)4 ,□.*
3. *Aithal, P. S., & Aithal, S. (2023). Optimizing the use of artificial intelligence-powered GPTs as teaching and research assistants by professors in higher education institutions: A study on smart utilization. International Journal of Management, Technology, and Social Sciences (IJMTS), 8(4), 368-401.*

4. *Allal-Chérif, O., Aránega, A. Y., & Sánchez, R. C. (2021). Intelligent recruitment: How to identify, select, and retain talents from around the world using artificial intelligence. Technological Forecasting and Social Change, 169, 120822.*
5. *Anvari, R., & Chibogu, D. O. (2024, October). Artificial Intelligence Adoption in Recruitment, Positive Organizational Shock, and Career Development in the Higher Education Institutions in Nigeria. In International Scientific-Practical Conference (pp. 292-301). Cham: Springer Nature Switzerland.*
6. *Barrows, G. V. (2024). The impact of artificial intelligence in online education for recruitment, retention, and sustainability of religious organizations. Liberty University.*
7. *Bhalgat, K. H. (2019). An exploration of how Artificial Intelligence is impacting Recruitment and Selection process (Doctoral dissertation, Dublin Business School).*
8. *Goel, V., & Mishra, A. (2024, November). Scope of Artificial Intelligence in Human Resource Management of Educational Institutes in India. In 2024 4th International Conference on Advancement in Electronics & Communication Engineering (AECE) (pp. 1310-1311). IEEE.*
9. *Kuleto, V., Ilić, M., Dumangiu, M., Ranković, M., Martins, O. M., Păun, D., & Mihoreanu, L. (2021). Exploring opportunities and challenges of artificial intelligence and machine learning in higher education institutions. Sustainability, 13(18), 10424.*
10. *Madhavi, T., & Kaveri, A. (2024, June). The impact of artificial intelligence in recruitment and selection processes in IT companies. In 2024 16th International Conference on Electronics, Computers and Artificial Intelligence (ECAI) (pp. 1-5). IEEE.*
11. *Murerwa, G. (2023). Exploration of the adoption of Artificial Intelligence within traditional recruitment and selection processes among South African Universities.*
12. *Nadu, T. (2024). ARTIFICIAL INTELLIGENCE'S (AI) ROLE IN HIGHER EDUCATIONCHALLENGES AND APPLICATIONS. Academy of Marketing Studies Journal, 28(4), 1-9.*
13. *Parveen, M., Suganya, G., Ayisha, M. L. N., & Batt, M. R. P. (2025). THE ROLE OF ARTIFICIAL INTELLIGENCE IN MODERN RECRUITMENT AND SELECTION PROCESS. Cuestiones de Fisioterapia, 54(2), 630-648.*

14. *Shi, Y., & Guo, F. (2022). Exploring useful teacher roles for sustainable online teaching in higher education based on machine learning. Sustainability, 14(21), 14006.*
15. *Shin, C., Seo, D. G., Jin, S., Lee, S. H., & Park, H. J. (2024). Educational Technology in the University: A Comprehensive Look at the Role of a Professor and Artificial Intelligence. IEEE Access.*

CHONDROFIBROMA - CASE REPORT OF 2 CASES

Dr Vaibhav shah Faculty Sdc**,** Dr. Manjula M, Consultant Bangalore, Dr Krishna-Shama-Rao-MBBS,MDS-OMFS,FRCS(ED),FDSRC(ENG)GLENEAGLES HOSPITAL KARNATAKA

INTRODUCTION; Chondrofibromas are benign tumours of Mesenchymal tissue composed of hyaline cartilage. Chondrofibroma means presence of cartilaginous tissue in the fibroma. Chondrofibroma is an uncommon tumour in gnathic sites. They are thought to arise from vestigial cartilaginous rests. It can occur at any age (commonly between 3rd or 4th decades) of life. Chondrofibromas related to oral cavity have been reported to occur in extra osseous and intra osseous locations. Extra osseous lesions are found on the lateral tongue, in soft tissue of the cheek. They can be present by birth or even in 3rd or 4th decades of life as firm, painless, mucosa covered nodules. Chondrofibroma can become malignant, locally infiltrative and difficult to eradicate if left untreated. At times they may behave as low grade chondrosarcomas. The paper presents CASE REPORT OF 2 *CASES* of Chondro-fibroma treated

CASE REPORT

A patient aged around 19 years reported with a chief complaint of skin growth in front of the both the ears since birth, Patient wanted to get them removed though growth of tissue didn't cause any functional discrepencies because it affected looks and patients were teased for appearance in the friend circle.

FAMILY HISTORY: one of patient cousin has a same type of growth in front of the ear and treated earlier.

EXTRAORALLY: - The submandibular, Preauricular and postauricular lymph nodes was non tender, not palpable. TMJ non tender, no deviation seen and no clicking sound heard.

INTRAORALLY:- patient has high narrow arched v shaped palate, two deciduos teeth retained, all third molars not erupted. No abnormalities detected in the soft tissues intra orally.





. On examination*:* the skin growths were present one on each side on the tragus, measuring about 0.5 - 1 cm in size, the skin on the growth appeared normal, no pulsations seen on the surface, there was no discharge from the growth.

ON PALPATION: There was no rise in temperature on the growth, the growth on the left side was soft in consistency whereas on the right side it was firm and cartilaginous extension from the tragus was felt. The growth was non tender and not compressible.

PROVISIONAL DIAGNOSIS: - made based on clinical examination & history as Lipoma/ fibroma/chondroma.

TREATMENT PLAN: - Surgical excision & sutures placed, specimen for histopathology for report, Patient to be recalled after one week for suture removal & follow up.

INVESTIGATIONS:-Basic investigations like Hb%, clotting time, bleeding time, RBS were done. The report revealed all readings were under normal limits.

SURGICAL PROCEDURE:- The surgical area was prepared by cutting the hair around the lesion, then scrubbing the area with povidone iodine. Left side; Local anaesthesia was obtained by infiltrating the 2% lignocaine with adrenaline around the growth. The growth was small and soft in consistency. The growth was held with Addison's tissue holding forceps and using a no.11 blade excision was done. Sutures were placed with 5-0 vicryl.

Right side;

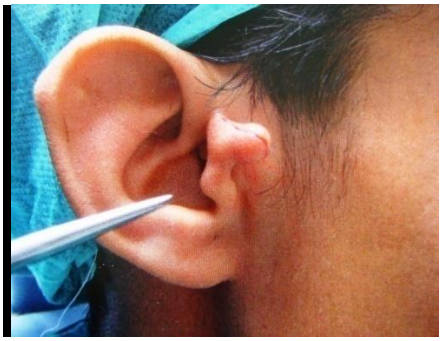

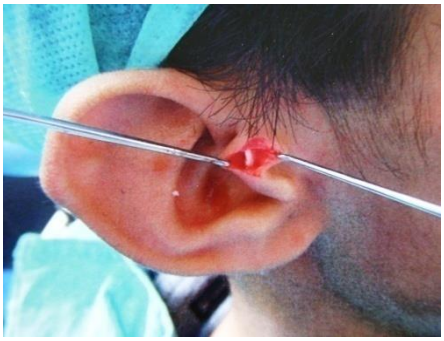

Local anaesthesia was obtained by blocking the preauricular nerve using 2% lignocaine with adrenaline. The growth on the right was little larger and there was cartilaginous extension. Therefore the incision was made on the crest of the growth to expose the cartilage, skin was undermined to reach the depth of extension. The growth was extended from tragus. The excess growth was trimmed and reshaped, excess skin was also trimmed. Then the sutures were placed using the 5-0 vicryl. Wokadine spray sprayed on the sutured area and patient was advised to take tab. Diclofenac and cap. Amoxicillin thrice daily for 5 days. Patient was recalled after one week for follow suture removal and follow up. Both specimen were collected in two different formaline bottles, labelled and sent to histopath for obtaining a final diagnosis.

HISTOPATHOLOGY REPORT;

The histopathological report revealed that lesion was diagnosed as Chondro-fibroma. The histological pictures were as follows.

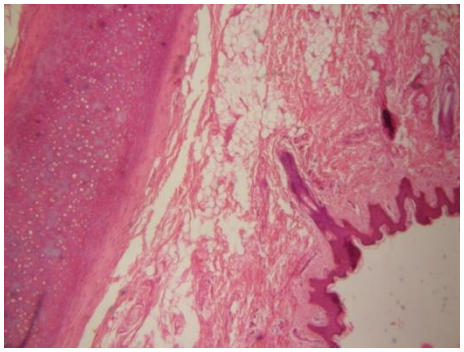

The histological pictures show sub epithelial layer, connective layer, adipose tissue and the plenty of chondrocytes and fibrocytes in the connective tissue suggestive of cartilage. The H & E stains-showed the bundles of collagen fibres, fibrocytes and plenty of chondrocytes.

Chondrocyte are well encapsulated binucleated cells.

DISCUSSION:-Very few cases of chondrofibromas are reported in the literature.

56 PRIMARY HAND BONE TUMOURS
EDINBURGH HAND CLINIC 1959-73 (*Jonathan & Lamb*)

Monostotic Enchondroma	35
Polyostotic Enchondroma	4
Ollier's Disease	1
Enchondroma	12
Osteoma	1
Osteoblastoma	1
Chondrofibroma	***1***
Chondrosarcoma	1
	56

The Hand--Vol. 6 No. 3 1974 ; 275

According to Jonathan & Lamb survey the incidence of chondrofibroma among the hand bone tumours was around 1.5%. Incidence of chondrofibroma in the head and neck region is even rarer. One case of chondrofibroma of the trachea was reported in the year 1936;

Gatewood in the year 1936 has reported a case of chondrofibroma of trachea., the patient had dyspnea ., they treated with morphine & epinephrine were administered without relief.

Bronchoscopic examination showed an obstruction which had the appearance of normal mucous membrane. On x-ray a mass was found attatched 1st &2nd rings of trachea...

Lower tracheotomy was performed with relief of dyspnea. This mass was removed surgically.

Chondrofibroma of the trachea. Report of a case.
Gatewood, E. T: Arch. Otolaryng. 24: 92, 1936

The etiology of chondrofibroma is thought to arise from the vestegeal remnants of the cartilagenous tissue.it can occur at any age,with no sex prediliction.chondrofibroma may have a tendency for transformation into chondromyxoid fibroma, which have a high tendency for malignant transformation as chondrosarcoma. Chondrofibromas can be treated surgically by excision or through intra dermal injections. In both cases we opted for surgical excision because lesion was small, accessibility was good and treatment would get over in one visit. The intra lesion

injections take long time for healing, requiring patient's frequent visits to hospital and patient will have to undergo pain of injection every time. Some patient may develop allergy for the solutions. Cryosurgery requires sophisticated equipments, costly and if slight negligence also causes the death of the neighbouring tissues.

CONCLUSION; Chondrofibroma can be left untreated, those causing pain by pressure on surrounding structures should be excised and curetted to remove the traces of tumor cells.

Some more studies have to be conducted and report of the all treated cases should be added to the literature for the benefit of the surgeons.

A simple skin growth in our case was diagnosed as chondrofibroma!

Therefore all Excisional biopsies should be sent for HP to make a final diagnosis and reporting should be done.

REFERENCES;

1) Enchondromata of bones of the hand. A review of 40 cases. (Jonathan & Lamb)The Hand -Vol6 No. 3; 275; 1974
2) Chondrofibroma of the trachea. Report of a case. (Gatewood E. T): Arch. Otolaryng. 24: 92, 1936
3) Chondromyxoid fibroma of the mandible diagnostic image cytometry findings and review of Literature. (Susan Muller, DMD, Ms, Bryan Whitaker, DDS)Oral Surg Oral-Med-Oral Pathol; 73; 465-8; 1992
4) Text Book of Oral Pathology by Nevil
5) Beily and Love's Text Book of Short Practise of Surgery
6) Shier's Text Book of Cysts and Tumours
7) Intra oral distraction for mandibular lengthening; technical innovation (P a Diner, E-M Kollar, journal of cranio-maxillofacial surgery; 24; 92- 95; 1996
8) Gherlinzoni FR, Rock M, Picci P. Chondromyxoid fibroma. The experience at the Istituto Ortopedico-Rizzoli. JBJS. 1983; 65(2):198-204.
9) Wu CT, Inwards CY, O'laughlin S, Rock MG, Beabout JW, Unni KK. Chondromyxoid fibroma of bone: a clinico pathologic review of 278 cases. Human-Pathol ;29(5):438-46.

A Review of Hybrid Quantum–Classical Randomness-as-a-Service Architectures for Secure Applications

K. Gangadhara Rao
Assistant Professor, Dept. of IT
Chaitanya Bharathi Institute of Technology
Hyderabad, India
Kgangadhar_it@cbit.ac.in

T. Satyanarayana Murthy
Associate Professor, Dept. of IT
Chaitanya Bharathi Institute of Technology
Hyderabad, India
tsmurthy_it@cbit.ac.in

R. M. Krishna Sureddi
Associate Professor, Dept. of IT
Chaitanya Bharathi Institute of Technology
Hyderabad, India
krishna.murali564@gmail.com

Udvik Konduru
Department of Information Technology
Chaitanya Bharathi Institute of Technology
Hyderabad, India
ugs22186_it.udvik@cbit.org.in

Jitesh Kumar
Department of Information Technology
Chaitanya Bharathi Institute of Technology
Hyderabad, India
ugs22199_it.jitesh@cbit.org.in

Namani Pravardhan
Department of Information Technology
Chaitanya Bharathi Institute of Technology
Hyderabad, India
ugs22188_it.pravardhan@cbit.org.in

***Abstract*—The generation of quality random numbers with strong trustworthiness is required for the modern cryptographic and security services. Random number generation by software is widespread and may be deterministic, while true random number quantum generators are only available currently at prohibitive cost. This paper examines hybrid quantum/classical number generation approaches and proposes the Hybrid QRaaS architecture which utilizes Qiskit-based quantum entropy and entropy from a classical operating system in a governance hybrid layer that handles mixing and real time health checks of the sampling rather than the self-contained generator; this architecture is service-oriented and includes health logging. The paper examines earlier developments in classical pseudo-random number generation, practical quantum random number generation applications, and service-oriented architectures with an emphasis on security. This work presents a hybrid entropy architecture designed to enhance the reliability, robustness, and trustworthiness of random number generation for cryptographic key generation, authentication, and distributed security applications.**

***Index Terms*—Hybrid Random Number Generation, Quantum Randomness, Randomness-as-a-Service, Entropy Validation, Cryptographic Security**

I. INTRODUCTION

The generation of sufficiently high-quality random values is an essential requirement for modern digital security ecosystems. Cryptographic protocols, secure communication channels, authentication mechanisms, and distributed computing systems depend on values that exhibit a high degree of unpredictability and minimal bias. Randomness can be harvested from physical sources; however, in the real world, most computing environments rely on pseudo-random number generators (PRNG), often for efficiency, portability, and convenience. PRNGs are algorithmic, and their security depends on the quality of the entropy that seeds them [1]. In the scenario that the seed values are weak, reused or partially compromised, the output values can become predictable, and the cryptographic primitives become insecure. This threat is especially relevant in key-generation applications, in where partial exposure of certain secret values can render attacks feasible under certain circumstances [2].

Classical entropy pools based on system-dependent operational properties (when it was used, who used it, how hardware interrupts were handled) remain the primary source of entropy in many modern computing environments. While pragmatic entropy is provided, the volume and quality of entropy remains highly workload, sensitivity, and environment-dependent. This demonstrates shortcomings of classical entropy pooling and implies an emergent need for systems that can provide consistent and verifiable randomness quality irrespective of usage constraints.

Hybrid entropy architectures are used to improve the reliability and availability of entropy by combining multiple independent sources of entropy. Quantum random number generators (QRNGs) take advantage of the inherent probabilistic nature of quantum measurements to produce truly random outputs [3]. The entropies of both quantum and classical

system reduces the risk of losing any one source. Such hybrid approaches can include entropy mixing, keeping score of what is generated, and lightweight statistics to ensure quality of randomness is maintained. The advent of service-oriented computing has also given rise to RaaS (Randomness-as-a-Service) which can supply secure randomness to applications via a standard interface.

II. Background

A. Classical Random Number Generation

Within nearly all computing environments, randomness is provided by pseudo-random number generators (PRNG). PRNGs are deterministic algorithms that generate statistically uniform sequences of numbers. The seeds of these sequences are filled with entropy from operating system events, including fluctuations in timing, hardware interrupts, and even user interactions. Their resourcefulness and scalability render PRNGs a viable candidate for in-application use. The strength of these applications is dependent on the entropy produced from the events that fill these seeds. Biased or insufficient entropy may lead to suboptimal sequences with reduced levels of unpredictability, compromising the keys' strength. [1], [4].Considering that entropy generation is mostly software-based in the case of modern devices, however, the question of ensuring uniform quality of the entropy across different environments still remains.

B. Quantum Random Number Generation

To overcome the limitations of deterministic algorithms, many techniques for true random number generation based on physical processes have been explored. quantum random number generators (QRNG) rely on the inherent unpredictability of quantum measurements to produce statistically unbiased random bit strings [3], [5], [6]. Many realizations have relied on optical quantum events like photon counting or beam splitting, extracting randomness from physical events [7].

QRNGs provide stronger randomness assurances than classical random number generators and are being explored for security sensitive applications such as cryptographic key generation. The practical use of QRNG technology, however, is still at an early stage because of the requirement for specialized hardware and challenges in integrating quantum devices with standard computers.

C. Hybrid Entropy Architectures and Service-Oriented Randomness

To improve resilience and availability of RNG, recent work has explored hybrid entropy architectures that build on multiple independent entropy sources. By augmenting quantum entropy with OS-level entropy, hybrid architectures reduce the chance that compromising one source has an outsized impact on the quality of the output. Hybrid architectures typically use mixing, monitoring, and lightweight, non-intrusive statistical tests. Related work in the area of service-oriented computing has spawned Randomness-as-a-Service (RaaS) solutions that provide validated RNG via a service-oriented interface. These hybrid and service-oriented approaches aim to improve a modern security infrastructure's resilience, auditability, and scalability, while remaining compatible with prevailing software ecosystems.

III. Related Work

A. Classical Randomness Generation and Standards

while later research proved that a deterministic pseudo-random sequence generator could create a sequence that possessed the same desirable qualities of a random sequence, thus being useful for modeling natural phenomena. [8]. Standardized deterministic random bit generation mechanisms, such as those described in NIST SP 800-90A, continue to form the basis for randomness generation in modern operating systems and security libraries [1]. Subsequent guidelines addressing entropy sources emphasize the need for reliable entropy collection and validation [4]. Additionally, classical studies in numerical computation provide widely adopted techniques for pseudo-random generation [9]. Real-world analyses have also demonstrated that insufficient entropy during key generation can lead to practical cryptographic failures [10].

B. Security Implications of Weak Randomness

The connection between randomness quality and cryptographic security has been extensively studied. Researchers have demonstrated that partially exposed or predictable secret parameters degrade the security of otherwise secure ciphers. The results of [2] demonstrate that partial exposure of private key blocks is sufficient to enable RSA attacks on cryptographic implementations to make a point about securing sufficient entropy even in non hostile environments. The results justify the need of designing next generation architectures for randomness generation that are resilient to unpredicted scenarios

C. Quantum Random Number Generation Research

To escape the deterministic limitations of classical methods, quantum random number generators (QRNGs) are employed as an unpredictably-fundamental source of entropy. Survey papers provide implementations involving quantum measurement [3]. Experimental demonstrations using optical systems confirm the feasibility of extracting entropy from photon detection and beam-splitting mechanisms [7]. Further research has explored certified quantum randomness and device-independent generation approaches capable of providing stronger security guarantees [11], [12]. Advances in ultrafast QRNG implementations continue to improve throughput and reliability [5], [13], [14].

D. Validation and Statistical Testing of Randomness

To guarantee quality of generated random sequences, tests must be performed to ascertain validity of the generated data. Statistical test suites, such as that of NIST SP 800-22, are often used to evaluate randomness properties and test for bias or predictability. [15]. These validation techniques are essential for assessing both classical and quantum entropy sources before deployment in security-sensitive applications.

E. Toward Hybrid Randomness Architectures

The latest developments in randomness generation involve combining multiple entropy sources for resilience and fault tolerance. Hybrid designs combining quantum-derived entropy and OS-level entropy minimize dependence on a single entropy source while increasing practicality. These designs illustrate the growing trend of service-oriented randomness generation that provides quality-controlled entropy to applications throughout a distributed network.

IV. Methodology

This work adopts a system-oriented methodology to design and analyze a Hybrid Quantum Randomness-as-a-Service (HyQRaaS) framework that combines classical and quantum entropy sources.

A. Entropy Source Integration

The proposed architecture assumes two independent sources of entropy. Classical randomness uses OS entropy sources with standardised DRBG protocols [1], [4]. Simultaneously, a Hadamard circuit-based quantum circuit in the Qiskit simulation environment generates quantum-based randomness with qubit measurements resulting in probabilistic bit strings serving as the source of quantum entropy. [3], [5].

In the current implementation, quantum entropy is generated from the Qiskit simulator for hardware-agnostic development. This will ultimately progress to the use of hardware-based quantum entropy sources for even stronger assurance of unpredictability.

B. Hybrid Mixing Mechanism

The output from the classical source and the output from the quantum source are combined using a bitwise exclusive OR (XOR) operation. The concept of hybrid entropy mixing has been extensively studied for applications of security and entropy preservation [9]. The hybrid controller oversees entropy accumulation, stream mixing, and bit stream synchronization to produce the output random bit string. Such a system architecture is designed to maintain adequate randomness even if one source is only partially deactivated.

C. Randomness Validation

For output quality evaluation, outputs are intended to be validated through lightweight statistical validation measuring frequency distribution, and entropy estimation and testing evaluation theory follows known statistical testing theories [15]. The system produces a health score that provides real-time feedback regarding entropy quality.

D. Service-Oriented Delivery

The validated hybrid random data is exposed over a service interface enabling applications to request random bytes on demand using well-defined API calls. This Randomness-as-a-Service paradigm enables auditability, scalability, and integration into distributed security applications.

This study focuses on architectural design and literature analysis; empirical benchmarking will be conducted in future work.

V. Comparative Analysis

Randomness generation techniques can be divided into classical pseudo-random number generators, physical true random number generators, and quantum entropy sources. Each of these has advantages and disadvantages in terms of their lack of predictability, their availability, efficiency and implementation complexity.

Classical pseudo-random number generators (PRNGs) are widely used due to their computational efficiency and scalability [9]. However, deterministic nature makes them dependent on entropy source quality with predictable results in where entropy is lacking [1]. Real-world analyses have demonstrated that weak randomness during key generation can compromise cryptographic security [10].

True random number generators (TRNG) based on physical processes have higher entropy quality but require special hardware and may exhibit environmental variability. Quantum random number generators (QRNG) offer inherently unpredictable output based on quantum measurement processes [3], [5]. Experimental implementations have demonstrated strong statistical properties, though deployment cost and integration complexity remain significant challenges [7], [13].

Hybrid entropy architectures aim to combine the benefits of multiple sources for increased robustness and availability. By melding together OS entropy and quantum randomness, hybrid architectures reduce dependence on a single source while providing a consistent output quality.

A. Summary of Methods

TABLE I
Comparison of Randomness Generation Approaches

Method	Advantages	Primary Limitation
PRNG	Fast, scalable, easy to deploy	Deterministic; depends on seed quality
TRNG (Physical)	Higher entropy from physical noise	Hardware dependence and variability
QRNG	Fundamentally unpredictable output	Integration cost and device complexity
Hybrid RNG	Improved reliability and availability	Requires coordination of multiple sources

B. Discussion

The comparison indicates that there is no gold-standard randomness source meeting the performance, availability and strong entropy requirements. Classical sources are efficient but potentially or fully predictable, while quantum has stronger guarantees but deployment difficulties. Hybrid entropy sources offer a practical compromise – combining independent sources and testing the quality of the output to provide greater confidence in the use of randomness for security-sensitive applications.

VI. Challenges

Despite the advantages offered by hybrid randomness generation systems, several technical and operational challenges remain that must be addressed for reliable real-world deployment.

A. Entropy Quality and Consistency

A primary challenge is the consistent quality of entropy from different sources. Classical operating system entropy pools are subject to variation in usage and environmental factors, potentially diminishing their stochastic properties [1], [4]. It also has an impact on the entropy of quantum sources. Regularly performing statistical tests is therefore needed to check for the presence of flaws or degradation in the outputs produced [15].

B. Integration Complexity

There are practical difficulties in mixing quantum and classical entropy sources. There is a processing overhead to synchronize the bit streams from the different sources and to carry out the mixing steps. There is also an additional implementation "cost" in having to connect the quantum bits generation with classical software. [3], [5].

C. Performance and Scalability

Hybrid systems using entropy tests and validation can have increased latencies for high-volume random data. In high-load scenarios, Randomness-as-a-Service services need to balance sampling volume with real-time assurance. Optimising for performance while having strong quality assurance is a research topic.

D. Security and Reliability

Randomness extraction also needs to defend itself against means of behavioral exploitation that learned about the extracted data. If the learned behavioral patterns can be exploited, then the generated randomness cannot be considered truly random [2], [10]. Ensuring fault tolerance, auditability, and protection against entropy manipulation is therefore critical for secure deployment.

VII. Future Directions

While the Hybrid QRaaS framework provides the foundation for trustworthy entropy generation, several enhancements can be applied to its implementation and operation.

A. Hardware-Based Quantum Integration

Future implementations might extend not only to simulation-based quantum circuits but to hardware dedicated qrngs. Optical or device-independent qrng modules can provide higher entropy rates with enhanced guarantees [5], [12], [13]. Incorporating hardware-based quantum sources would improve the trustworthiness of the generated randomness in security-critical environments.

B. Advanced Statistical Validation

Further developments can include full statistical testing suites based on established evaluation suites. Continuous validation against NIST tests can be automated to keep track of and in real-time detect entropy degradation [15]. Machine-learning-based anomaly detection techniques may also be explored for identifying irregular entropy patterns.

C. Scalable Randomness-as-a-Service Deployment

Future versions of distributed Randomness-as-a-Service systems could be made to scale and be highly available. By distributing hybrid entropy nodes across geolocations, it would be possible to balance loads, have redundancy and fault tolerance. This architecture could accommodate globally distributed, bounded applications that need continuous secure RNG.

D. Optimization of Hybrid Mixing Strategies

Other work could investigate other forms of mixing beyond simple XORing. Adaptive mixing based on the varying quality of the sources of entropy could also enhance the irreducibility of the system and its resistance to entropy loss.

VIII. System Architecture of the Hybrid Quantum Randomness Framework

This section will describe the Hybrid QRaaS Architecture. This encompasses a combination of two different entropy sources (classical OS entropy and quantum derived entropy), a hybrid mixer controller, a quality validation and monitoring module, and an audit-compliant service interface. Figures 1 and 2 summarize the end-to-end pipeline and the controller's internal workflow. The XOR-based mixing process is designed to help ensure that even if one entropy source becomes partially degraded, the combined output retains high unpredictability. This study focuses on the design and evaluation of a hybrid randomness architecture; a full-scale production deployment and empirical benchmarking are left for future work

A. End-to-End Architecture

As shown in Fig. 1, HyQRaaS integrates (i) a classical entropy source based on the operating system's cryptographically secure random generator, and (ii) a quantum entropy source produced via a Hadamard-based circuit executed in Qiskit. Both streams are forwarded to the hybrid controller. The controller is responsible for synchronizing the bit streams, aligning lengths, and performing the mixing operation. The mixed output is then validated, assigned a runtime health score, and made available to clients through a service endpoint. Logging and audit trails are maintained to support traceability and post-generation inspection when required. The current implementation relies on simulated quantum circuits; integrating hardware QRNG modules is planned to further strengthen entropy guarantees

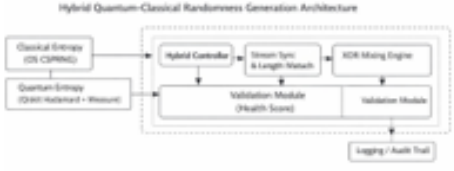

Fig. 1. Hybrid Quantum–Classical Randomness Generation Architecture.

B. Hybrid Controller Workflow

The hybrid controller is the central coordinating component and the primary novelty of the proposed system. Figure 2 illustrates its workflow. First, entropy is acquired from both the OS and quantum pipelines. Next, stream synchronization and length matching ensure that the controller combines comparable segments from both sources The XOR mixing engine does bitwise mixing to eliminate dependence on any one source and to eliminate the bias that a partially corrupted stream would impart. The mixed stream is then finally written to an output buffer that rate-limits and burst fulfills requests from applications. If desired, logging/auditing metadata can be written.

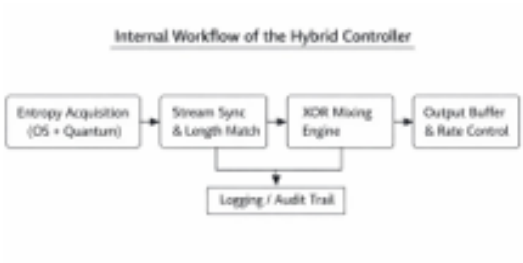

Fig. 2. Internal Workflow of the Hybrid Controller.

C. Validation and Service Delivery

Before delivery, generated sequences are subject lightweight statistical tests and assigned a health score to convey the quality of output. The Randomness-as-a-Service API provides endpoints for applications to request random bytes as needed making the framework appropriate for use in security-sensitive applications such as the generation of authentication tokens, key material and session IDs. The use of service-oriented notions also enables centralized monitoring whilst the dual-entropy framework protects the approach from entropy depletion and the failure of one source in particular. A REST endpoint such as \verb—/random/bytes?n=32— can be employed to obtain vetted random byte sequences.

IX. Feasibility Analysis and Practical Considerations

This section evaluates the practical feasibility of deploying the proposed Hybrid Quantum Randomness-as-a-Service (HyQRaaS) architecture by examining technical viability, cost implications, and operational considerations.

A. Technical Feasibility

The proposed hybrid randomness system is considered technically feasible based on existing technologies because it relies on well-established components that are already widely available in modern computing environments.

- Classical Entropy Availability: Most OSs provide cryptographically secure rng based on entropy pools gathered from OS events; these implementations are standard/recommended for secure apps [1], [4].

Quantum Entropy Production: Quantum randomness can be generated by elementary quantum circuits exploiting measurement-induced uncertainty (e.g., Hadamard circuits) Available work and simulators (e.g., Qiskit) show that optical hardware requirements are not a must to achieve hardware-efficient quantum-based randomness [3], [5].

- Hybrid integration: mixture of independent entropy sources is a feasible approach to improve the strength and availability of the overall entropy source generic software interfaces can handle entropy harvesting, provide conditioning and XOR mixing; no special-purpose hardware required

B. Cost and Deployment Considerations

The economic feasibility of the HyQRaaS system depends on both initial setup costs and ongoing operational requirements.

- Initial Infrastructure: The primary deployment requirement is a modest server capable of executing quantum simulation workloads and managing entropy streams. Since the classical entropy source is already present in the operating system, additional hardware requirements are minimal.
- Operational Overhead: Recurring costs mainly include computational resources and maintenance. Quantum entropy generation via simulation does not require expensive dedicated hardware, reducing operational expenses compared to optical QRNG implementations.
- Scalability: The service-oriented architecture enables a single deployment to serve multiple applications simultaneously through an API interface, distributing cost across multiple use cases such as authentication services, secure communication, and token generation.

C. Performance and Reliability Considerations

This hybrid architecture is expected to strengthen reliability weaknesses of a single entropy source. Continuous statistical testing and health scoring can signal if the quality of randomness has degraded. Beating and rate-limiting features ensure a consistent supply of randomness despite request bursts. These characteristics make it possible to deploy in numerous environments without interfering with existing crypto operations.

X. Conclusion

This paper has presented an architectural and literature review of Hybrid Quantum–Classical Randomness-as-a-Service (HyQRaaS) architectures capable of enhancing the availability and fault tolerance of cryptographic random number generation. Classical pseudo-random number generation is vulnerable to the quality of entropy sources in varied operational environments. To address this problem, a hybrid architecture combining classical OS-level entropy with quantum randomness is introduced to improve resilience against entropy source failure.

The study provides the means to understand the operation of a hybrid controller that coordinates the mixing of the entropy sources, performs the XOR mixing, and outputs a high-quality random stream for applications. The lightweight statistical tests and health scoring are also able to monitor real-time randomness quality making deployment in security-sensitive applications safe.

The service-oriented architecture of HyQRaaS demonstrates how a randomness generator can be exposed via a service-oriented architecture to securely connect to authentication, cryptography, and distributed compute backends and by combining classical and quantum entropy sources, the architecture increases robustness, auditability, and scalability over single-source generators.

Directions for future work might involve using hardware-based quantum entropy sources, optimization of mixing and validation, and more exhaustive statistical testing with established testing suites to quantify performance against realistic workloads.

REFERENCES

[1] National Institute of Standards and Technology, "Recommendation for random number generation using deterministic random bit generators," 2015, nIST Special Publication 800-90A. [Online]. Available: https://csrc.nist.gov/publications/detail/sp/800-90a/rev-1/final

[2] S. K. Ravva, K. L. N. C. Prakash, and S. R. M. Krishna, "Partial key exposure attack on rsa using some private key blocks," *Journal of Computer Virology and Hacking Techniques*, vol. 20, pp. 185–193, 2024.

[3] M. Herrero-Collantes and J. C. Garcia-Escartin, "Quantum random number generators," *Reviews of Modern Physics*, vol. 89, no. 1, p. 015004, 2017.

[4] National Institute of Standards and Technology, "Recommendation for the entropy sources used for random bit generation," 2018, nIST Special Publication 800-90B. [Online]. Available: https://csrc.nist.gov/publications/detail/sp/800-90b/final

[5] X. Ma, X. Yuan, Z. Cao, B. Qi, and Z. Zhang, "Quantum random number generation," *npj Quantum Information*, vol. 2, p. 16021, 2016.

[6] F. Xu and X. Ma, "Practical quantum random number generation: Advances and challenges," *IEEE Access*, 2022.

[7] A. Stefanov, N. Gisin, O. Guinnard, L. Guinnard, and H. Zbinden, "Optical quantum random number generator," *Journal of Modern Optics*, vol. 47, no. 4, pp. 595–598, 2000.

[8] C. E. Shannon, "Communication theory of secrecy systems," *Bell System Technical Journal*, vol. 28, no. 4, pp. 656–715, 1949.

[9] D. E. Knuth, *The Art of Computer Programming, Volume 2: Seminumerical Algorithms*. Addison-Wesley, 1997.

[10] A. K. Lenstra *et al.*, "Ron was wrong, whit is right," *IACR Cryptology ePrint Archive*, vol. 2012, p. 064, 2012. [Online]. Available: https://eprint.iacr.org/2012/064

[11] S. Pironio *et al.*, "Random numbers certified by bell's theorem," *Nature*, vol. 464, pp. 1021–1024, 2010.

[12] P. Bierhorst, E. Knill, S. Glancy, Y. Zhang, A. Mink, S. Jordan *et al.*, "Experimentally generated randomness certified by the impossibility of superluminal signals," *Nature*, vol. 556, pp. 223–226, 2018.

[13] A. A. Abbott, C. S. Calude, J. Conder, and K. Svozil, "Strong experimental guarantees in ultrafast quantum random number generation," *Physical Review X*, vol. 6, no. 4, p. 041004, 2016.

[14] M. M. Jacak, L. Jacak, and W. A. Jacak, "Quantum generators of random numbers," *Scientific Reports*, vol. 11, p. 16108, 2021.

[15] National Institute of Standards and Technology, "A statistical test suite for random and pseudorandom number generators," 2010. [Online]. Available: https://csrc.nist.gov/publications/detail/sp/800-22/rev-1a/final

Computational Intelligence–Driven Drug Discovery Approach for Targeting Tau Protein in Alzheimer's Disease

Vineeta Johri

Subject: Biotechnology

Research scholar, Department of Biotechnology, NIMS Institute of Medical Science and Technology, NIMS University, Jaipur
(Corresponding author, Vineeta Johri, Email: johrivineeta06@gmail.com)
Vineeta Johri 1, R. Sanjeevi2, Uma Kumari3
1Research scholar, Department of Biotechnology, NIMS Institute of Medical Science and Technology, NIMS University, Jaipur
2Associate professor, NIMS Institute of Allied Medical Science and Technology, NIMS University, Jaipur
3Senior Bioinformatics Scientist, Bioinformatics Project and Research Institute, Noida

Abstract

Alzheimer's disease (AD) is a developing neurodegenerative disease identified by abnormal aggregation of tau protein, which leads to neuronal dysfunction and cognitive decline. Identifying effective tau-targeting therapeutics through conventional experimental approaches is time-consuming, costly, and resource-intensive. In this study, artificial intelligence-enabled computational methodologies have appeared as powerful research tools for increasing knowledge generation and drug discovery. The present study proposes a computational intelligence–driven in silico framework to identify potential natural inhibitors of the human tau protein, which is related to Alzheimer's disease.

We used the high-resolution crystal structure of the human tau protein (PDB ID: 8Y76) and a selected library of bioactive natural compounds. This library was computationally screened using an automated workflow executed with Bio-Python. Artificial intelligence and Machine learning assisted algorithms were used for ligand preparation, structural optimization, and automated virtual screening, so we can minimizing human bias and enhance reproducibility. Molecular docking was performed to investigate binding affinity and stability of ligand–protein complexes, followed by detailed interaction analysis to identify key hydrogen bonds, hydrophobic interactions, and active-site residues involved in tau inhibition.

Computational intelligence–based ranking and filtering strategies were applied to prioritise lead compounds with favourable binding scores and interaction profiles. The identified leads demonstrate strong binding affinity toward critical tau functional regions, suggesting their potential role in inhibiting tau aggregation. This study highlights how AI-assisted in silico techniques can transform traditional drug discovery by enabling rapid screening, systematic analysis, and data-driven decision-making.

Overall, the proposed computational intelligence framework illustrates the growing role of artificial intelligence as a research tool in neurodegenerative disease therapeutics and provides a

scalable platform for future experimental validation and precision drug discovery in Alzheimer's disease

Keywords: Computational intelligence, Alzheimer's disease, tau protein, molecular docking, natural compounds, Bio-Python, In-silico drug discovery

3. Introduction

Alzheimer's disease is a progressive and critical neurodegenerative disorder. It is a common type of dementia which affects over millions of people worldwide, and scientific predictions indicate this data will nearly triple by 2050 if no effective interventions are introduced (WHO, 2023).[1] This disorder shows progressive memory loss, cognitive deterioration, and behavioural changes. So, it places a significant socio-economic burden on patients, carers, and healthcare services. Regardless many years of research and effective treatments that modify the disease, proper treatment is still not available, and ongoing medications such as cholinesterase inhibitors and NMDA receptor antagonists mainly offer symptomatic relief without stopping the disease from advancing. This therapeutic and diagnostic gap underscores the urgent need for innovative drug-discovery approaches that target the fundamental molecular mechanisms underlying AD. A primary neuropathological feature of Alzheimer's disease (AD) is the abnormal buildup of hyperphosphorylated tau protein. This protein forms aggregates called paired helical filaments and neurofibrillary tangles within neurons. Typically, tau is a microtubule-associated protein essential for stabilising the neuronal cytoskeleton. In pathological states, hyperphosphorylation hampers its ability to bind microtubules, resulting in microtubule destabilization, disrupted axonal transport, and neuronal death. Growing evidence indicates that tau pathology is more closely linked to cognitive decline than amyloid-β accumulation, making tau a vital target for AD therapy. [2]

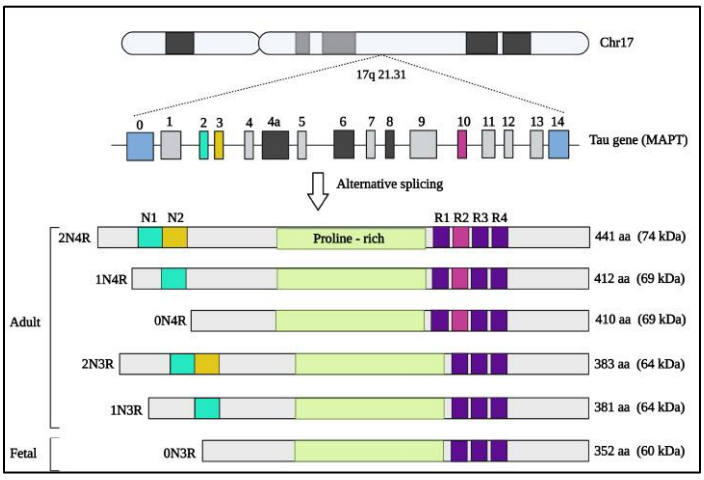

Figure 1- Tau protein gene structure

Traditional methodologies for developing tau-targeted drugs face challenges due to complex protein-protein interactions, their high clinical trial failure rates, and the significant time and cost of laboratory screening. Molecular docking and computer simulation have become an important method for accelerating early drug discovery, to predicting how small molecules bind to target proteins. This technique lowers the need for extensive in vitro testing and helps to identify promising lead compounds more efficiently.[3]

Natural compounds, such as phytochemicals, are a rich source of structurally diverse, biologically active molecules with scientifically proven neuroprotective and anti-inflammatory properties. There are many plant-derived compounds like curcumin, resveratrol, quercetin, and epigallocatechin gallate that have demonstrated inhibitory activity against tau aggregation in experimental models. [3,4] These compounds mostly come with favourable safety profiles and may cross the blood–brain barrier, making them promising candidates for further research. However, the systematic identification and assessment of natural compounds that target the tau protein remain limited, particularly with respect to modern bioinformatics approaches and workflows. [5,6,7]

Computational intelligence integrates algorithm-driven automation, predictive modelling, and decision-support systems to reduce human bias and enhance reproducibility. In neurodegenerative disease research, these methods are particularly valuable due to the multifactorial nature of disease mechanisms and the limited availability of experimental models. The development of computational biology tools and programming-driven automation has made drug screening pipelines more efficient, reproducible, and scalable. Bio-Python is a computational biology tool that provides a flexible working pipeline for tasks such as retrieving protein structures, preparing ligands, running docking simulations, and analysing results. With the integration of Biopython and docking platforms such as CB-Dock2, AutoDock Vina. Researchers can streamline screening of large ligand datasets against specific protein targets, thereby accelerating the discovery of promising candidates. [8,9,10]

In this study, we used an in silico docking method, implemented in a BioPython-based workflow, to evaluate a library of natural compounds for their potential to inhibit human tau protein. We retrieved the three-dimensional structure of tau from the Protein Data Bank (PDB), prepared ligand datasets from plant-derived bioactive compounds, performed docking simulations using CB-Dock2 with BioPython scripting, and examined binding affinities along with protein-ligand interaction patterns. To enhance translational relevance, we further screened the top candidates for drug-likeness and ADMET (Absorption, Distribution, Metabolism, Excretion, and Toxicity) properties, selecting compounds with the most favourable pharmacokinetic and safety profiles. [17,18,19]

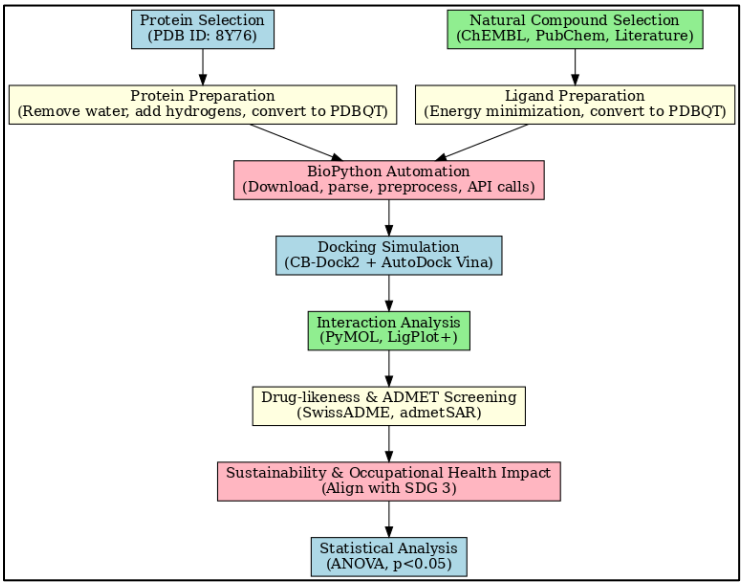

Figure 2- flowchart of workflow

Our research study also supports the United Nations Sustainable Development Goal (SDG) 3. The aim of this goal is to reduce premature mortality from non-communicable diseases (NCDs) through prevention, treatment, and mental health promotion. Alzheimer's disease is a part of NCDs with significant personal, societal, and economic impacts. By investigating tau-targeted drug discovery using natural compounds, this study helps develop affordable, potentially safer treatments, and also ensures equitable healthcare access and better NCD management.

Moreover, our study is relevant to occupational health, where workers exposed to heavy metals, pesticides, organic solvents, and other neurotoxic agents may face higher risks of developing neurodegenerative diseases, including AD. Identifying tau-targeted therapeutics with neuroprotective properties could help to shape occupational health strategies and reduce long-term cognitive decline among high-risk groups. Merging these therapeutic advances into workplace health programmes aligns with SDG 3 goals, especially those focused on prevention and early intervention. The choice of an In-silico approach is justified by its efficiency, scalability, and sustainability. Computational screening significantly lowers laboratory resource use, reduces experimental waste, and lowers the environmental impact of drug discovery, an increasingly important factor in sustainable research practices. Additionally, the design of the Bio-Python workflow ensures reproducibility and flexibility, and allows for the future integration of additional compound libraries, docking algorithms, and targets relevant to other neurodegenerative diseases. [11,12,13]

This research addresses a critical unmet need in Alzheimer's disease treatment by employing computational tools to identify natural compounds that inhibit tau protein aggregation. The

combination of the BioPython library and molecular docking provides a high-throughput, cost-effective, and environmentally friendly platform for early-stage drug discovery. Aligning with global health priorities and occupational health concerns, the study enhances scientific understanding of tau-targeted therapeutics and supports the broader goal of sustainable health innovation. These results are expected to set up a foundation for experimental validation and future translational research aimed at developing accessible, effective, and safe treatments for Alzheimer's disease. [14,15,16]

4. Materials and Methods

2.1 Collection of Data and Fingerprinting Data Analysis

We collect samples from the PDB database and download the 3D structure of the tau protein sample ID 8Y76. We obtain a sequence of samples using the Molecular Modelling Database (MMDB) tool. This structure was selected due to its high-resolution experimental validation and relevance to AD-associated tau pathology. For ligands, we use ChEMBL with Alzheimer's neuroprotective annotations. We utilised a fingerprint database analysis tool to identify protein signature patterns and profiles within protein families and domains, and to analyse their evolution, biological function, and structure.

2.2 Preparation for ligand and protein

A library of bioactive natural compounds was compiled from publicly available chemical databases. Ligand structures were optimised and converted into appropriate formats using automated scripts developed in Bio-Python, enabling standardised and reproducible ligand preparation. After collecting the data file, we convert the ligand file to a .pdbqt file using Python libraries such as RDKit and OpenBabel. We remove water and heteroatoms, then perform energy minimisation of the sample using Biopython and PyMOL.

2.3 Computational Intelligence–Assisted Screening

Artificial intelligence–assisted automation was implemented using Bio-Python to streamline ligand screening, structural validation, and filtering. Algorithm-driven rules were applied to evaluate molecular compatibility, physicochemical properties, and structural stability, allowing efficient elimination of unsuitable compounds.

2.4 Molecular Docking Analysis

Molecular docking was performed to assess the binding affinity and orientation of each ligand within the active regions of the tau protein. Docking scores were used as quantitative indicators of binding strength, and top-ranking ligand–protein complexes were selected for further analysis. In the docking setup, we define the active site using either known binding sites or a blind docking

approach. For docking, we use the AutoDock Vina tool with the help of Bio-Python docking codes. Subsequently, we perform batch docking for all ChEMBL ligands.

2.4 Post-Docking Analysis

After completing docking for all ligands, we analyse docking scores and ligand ranks. We visualise the top ligand interaction using PyMOL, and then generate a graph using seaborn and matplotlib. Protein–ligand interaction analysis was conducted to identify hydrogen bonds, hydrophobic interactions, and key amino acid residues involved in binding. These interactions were visualised using molecular visualisation tools to assess ligand binding stability and specificity. Computational intelligence–based ranking and prioritization strategies were applied to identify lead compounds with optimal binding affinity and interaction profiles. The final leads were selected based on docking scores, interaction stability, and biological relevance to tau inhibition.

5. Result

PDB ID 8Y76

Crystal structure of the SAM domain of L3MBTL3

Classification: GENE REGULATION

Organism(s): Homo sapiens

Expression System: Escherichia coli

Mutation(s): Sequcence mutation

MMDB DATABASE

Chain A, Lethal (3) malignant brain tumour-like protein 3

PDB: 8Y76_A

>pdb|8Y76|A Chain A, Lethal (3) malignant brain tumour-like protein 3

SVSKWSTDEVSEFIQSLPGCEEHGKVFKDEQIDGEAFLLMTQTDIVKIMSIKLGPALKIFNSILMFK
AAE

Fingerprint database analysis

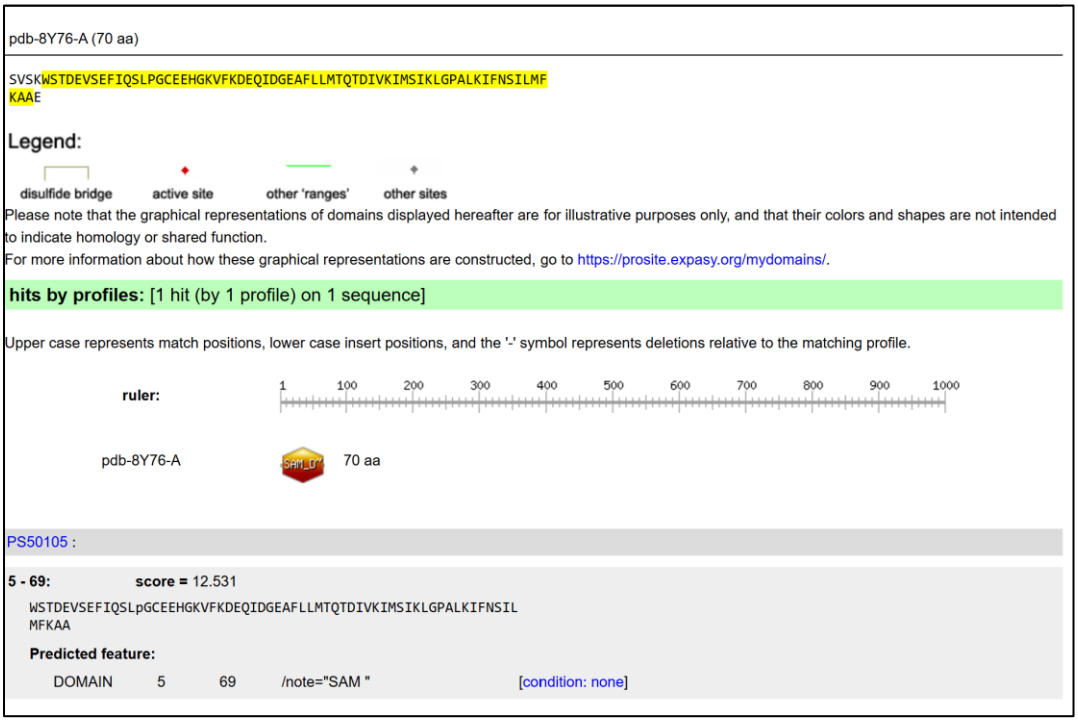

Figure 3: - Database analysis of sample 8Y76

Interpretation: In the domain prediction score, 12.531 indicates a strong match to the profile; the yellow-highlighted region shows the matched region relative to other families. In this analysis, a predicted domain, the SAM domain (Sterile Alpha Motif), is identified. This protein is involved in signal transduction, transcriptional regulation, and protein-protein interactions, and mediates binding to and oligomerisation of RNA/DNA. This domain also mediates tau protein phosphorylation by the scaffold kinase formation.

Structure of the sample 8Y76 by using PyMOL after the removal of water, heteroatoms and minimisation of energy.

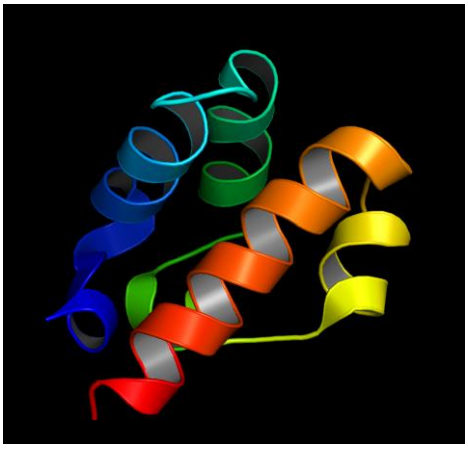

Figure 4: - 8y76 structure from Pymol

The structure highlights the overall conformation of the tau protein used for molecular docking and interaction analysis in Alzheimer's disease–related studies.

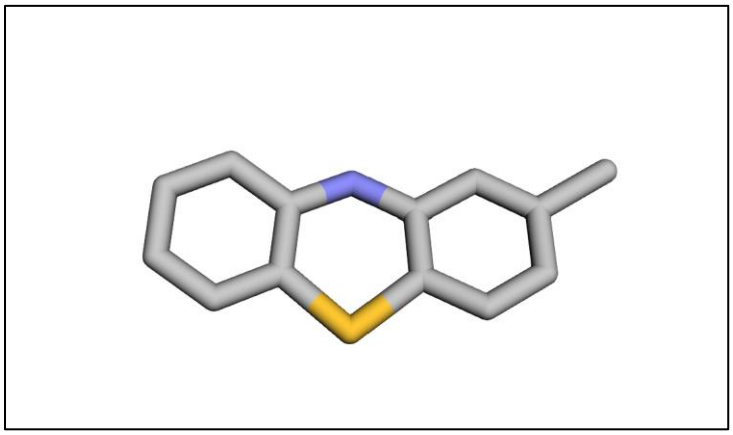

Figure 5: ligand structure by using Python Colab scripted py3mol

The ligand structure was optimized and visualized to ensure proper geometry prior to molecular docking analysis.

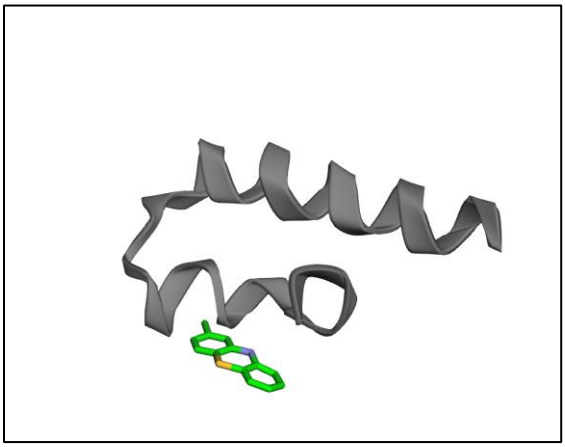

Figure 6: Ligand-Receptor docking result using AutoDock in Python Colab

The docked complex illustrates the binding orientation and interaction of the ligand within the functional region of the tau protein.

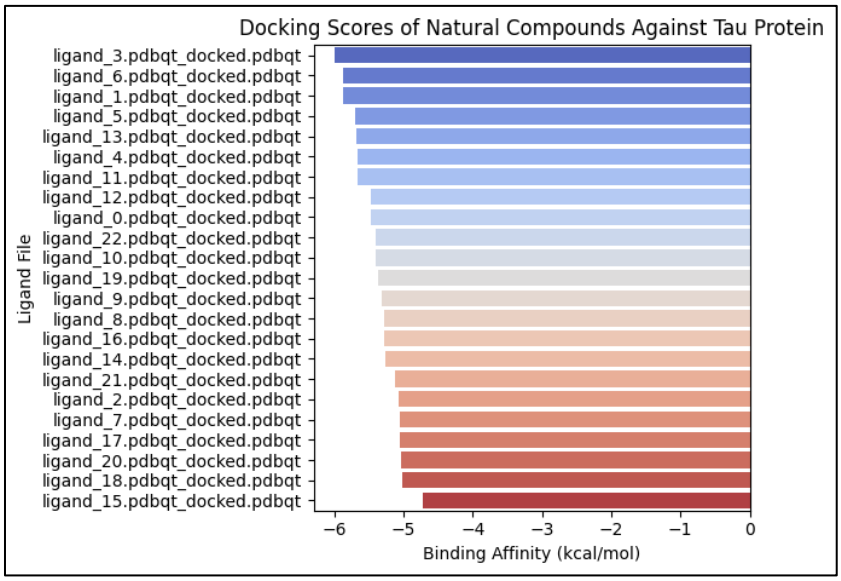

Figure 7: Horizontal bar graph displaying the docking scores (binding affinities) of various natural compounds (ligands) against the Tau protein, which is involved in Alzheimer's disease.

Interpretation: - In this horizontal graph, blue bars show stronger binding and red bars show weaker binding affinities. The most negative docking scores indicate stronger binding affinity for the Tau protein, with ligand_3 (-6 kcal/mol), ligand_6 (-5.5 kcal/mol), and ligand_1 (-5 kcal/mol) exhibiting the strongest binding. These ligands could be potential Tau-targeting therapeutics for further investigation. Ligands that have less negative scores indicate weaker interactions, such as ligand_18(-1 kcal/mol) and ligand_15 (-0.5 kcal/mol). Tau protein aggregation is a hallmark of

Alzheimer's disease. Identifying natural compounds with high binding affinity could assist in Inhibiting Tau aggregation, designing novel therapeutic agents, and exploring neuroprotective mechanisms. The docking score distribution demonstrates the effectiveness of the proposed AI-assisted in silico screening framework in differentiating potential tau inhibitors from a natural compound library. Several ligands exhibited significantly lower binding energies, indicating strong and stable interactions with the tau protein.

This quantitative ranking of compounds directly supports the proposal's objective of lead compound identification, enabling data-driven prioritization before experimental validation. The use of automated docking analysis and visualization reflects the role of computational intelligence as a research tool, reducing manual screening bias and accelerating early-stage drug discovery for Alzheimer's disease.

23.Discussion

This study highlights the potential of computational intelligence methods as powerful tools in Alzheimer's disease drug discovery. By combining AI-driven automation, molecular docking, and interaction analysis, the framework effectively finds candidates targeting tau, reducing both experimental costs and time. The use of natural compounds increases therapeutic relevance because of their structural diversity and biological compatibility. Choosing PDB ID 8Y76 provided a reliable structure for precise docking and interaction studies. Although this study emphasizes in silico validation, experimental and clinical testing will be necessary to verify the therapeutic potential of the lead compounds identified.

24. Conclusion

This study presents a computational intelligence–driven in silico drug discovery framework for targeting tau protein in Alzheimer's disease. The integration of AI-assisted screening, molecular docking, and interaction analysis demonstrates how artificial intelligence can serve as an effective research tool for transforming knowledge creation in neurodegenerative disease therapeutics. The identified lead compounds provide a foundation for future experimental validation and precision medicine approaches in Alzheimer's disease.

The SAM domain prediction in pdb-8Y76-A (residues 5–69) indicates a structurally conserved region likely involved in protein–protein interactions, potentially relevant to signalling pathways. Simultaneously, docking analysis shows Ligand_3 as the most promising Tau binder (–6 kcal/mol), suggesting therapeutic potential for neurodegenerative diseases. Combining domain annotation with docking insights supports a targeted approach to modulate Tau interactions through SAM-containing proteins. Future work should validate these findings via molecular dynamics and mutational studies, explore SAM domain-mediated Tau regulation, and assess ligand specificity and bioactivity in cellular models to advance translational strategies for

Alzheimer's disease and related tauopathies. This integrated analysis supports UN Sustainable Development Goal 3: Good Health and Well-being, focusing on decreasing mortality from non-communicable diseases and enhancing mental health. Applying molecular insights to translational research helps achieve SDG 3's aim of strengthening R&D for diseases that mainly impact ageing populations. Future validation and drug development can lessen dementia's impact, improving quality of life and long-term neurological health. Future work will focus on integrating machine learning models to improve binding affinity prediction, performing ADMET and toxicity analyses, and experimentally validating the identified lead compounds.

References

1. Scheltens P, De Strooper B, Kivipelto M, Holstege H, Chételat G, Teunissen CE, Cummings J, van der Flier WM. Alzheimer's disease. *Lancet*. 2021;397(10284):1577–1590.
2. Khan S, Barve KH, Kumar MS. Recent advancements in the pathogenesis, diagnostics, and treatment of Alzheimer's disease. *Curr Neuropharmacol*. 2020;18(11):1106–1125.
3. Gueorguieva I, Willis BA, Chua L, Chow K, Ernest CS, Shcherbinin S, Ardayfio P, Mullins GR, Sims JR. Donanemab population pharmacokinetics, amyloid plaque reduction, and safety in participants with Alzheimer's disease. *Clin Pharmacol Ther*. 2023;113(6):1258–1267.
4. Henley DB, Sundell KL, Sethuraman G, Dowsett SA, May PC. Safety profile of semagacestat, a gamma-secretase inhibitor: IDENTITY trial findings. *Curr Med Res Opin*. 2014;30(10):2021–2032.
5. Long HZ, Cheng Y, Zhou ZW, Luo HY, Wen DD, Gao LC. PI3K/AKT signalling pathway: A target of natural products in the prevention and treatment of Alzheimer's disease and Parkinson's disease. *Front Pharmacol*. 2021; 12:648636.
6. Jones WP, Kinghorn AD. Extraction of plant secondary metabolites. *Methods Mol Biol*. 2012; 864:341–366.
7. Niewiadomska G, Niewiadomski W, Steczkowska M, Gasiorowska A. Tau oligomers neurotoxicity. *Life (Basel)*. 2021;11(1):28.
8. Uma Kumari, Vineeta Johri, Swarali Dhopate, Tijil Jha. Structure Based Drug Designing for the prediction of epitope for targeting Malignant brain Tumor, 2024 JETIR July 2024, Volume 11, Issue 7
9. Vineeta Johri, Ekta Tyagi, Uma Kumari. (2024). Next Generation Sequencing Analysis of NSP5 NSP6 and NSP7 SARS CoV-2 Non-structural Protein with Bio-Python. South Eastern European Journal of Public Health, 1653–1666. https://doi.org/10.70135/seejph.vi.2936 Dec 2024
10. Kumari U, Kaur G, et al. Bio-python/network of protein identification and NGS analysis of glioma cancer ATP competitive type III C-MET inhibitor. *JETIR*. 2024;11(2):41–51. Published: 27 Jun 2024

11. Kumari U, Chaudhary S. Next-generation sequencing, molecular docking, and network pharmacology reveal potent inhibitors for the treatment of lung cancer. *JETIR*. 2024;11(9).
12. Uma Kumari, Adya A P, Shruthi Satheesan, Drug Discovery and Biopython Analysis MBP-MCL1 in Myeloid Cell Leukaemia. Journal of Emerging Technologies and Innovative Research (JETIR) (Jan, 2025). Volume 12, Issue 1. Pp f178-f187.
13. Uma Kumari, Shruti Gupta, NGS and Sequence Analysis with Biopython for Prospective Brain Cancer Therapeutic Studies. https://doi.org/10.22214/ijraset.2023.50885
14. Uma Kumari, Gurpreet Kaur *et al*,2024," Biopython/Network Of Protein Identification And NGS Analysis Of Glioma Cancer ATP Competitive Type III C-MET Inhibitor: 7.367 (Calculated by Google Scholar): Volume 11, Issue 2: 27-Jun-2024: pp 41-51: http://doi.one/10.1729/Journal.40229
15. Tanmay Bandbe, Juri Saikia, Uma Kumari. (2025). NGS Analysis Human Papillomavirus Type 18 E2 DNA-Binding Domain Bound to its DNA Target with Biopython. *South Eastern European Journal of Public Health*, 3781–3792. https://doi.org/10.70135/seejph.vi.5856,SEEJPH Volume XXVI, S2
16. Uma Kumari, Renu et al "Structure Analysis and molecular Docking of Mesothelin-207 fragment in human cancer", Jetir, Vol.12, Issue 3, page no.g98-g106, http://doi.one/10.1729/Journal.44261
17. Uma Kumari, Karren Mehrotra,"NGS and Proteomic gene expression analysis in Studies of NUDT5 silence hormone signaling in breast cancer", International Journal of Emerging Technologies and Innovative Research, Vol.12, Issue 2, page no. ppc630-c638, http://doi.one/10.1729/Journal.43563
18. Shipra Chaudhary Uma Kumari, "NGS, MOLECULAR DOCKING AND NETWORK PHARMACOLOGY REVEAL POTENT INHIBITOR FOR THE TREATMENT OF LUNG CANCER", International Journal of Emerging Technologies and Innovative Research, Vol.11, Issue 9, page no. ppf116-f126, https://doi.one/10.1729/Journal.41696
19. Uma Kumari, Pallavi Belokar[1], Amolika Esompalli[2], Shreya Deshpande[2], Manasi Kumkar[3], Ankita Tripathi[3] Next-Generation Sequencing To Investigate The P53 Cancer Mutant Y234C For Targeted Cancer Therapies, *IOSR Journal Of Pharmacy and Biological Sciences (IOSR-JPBS). Volume 20, Issue 4 Ser. 1 (July – August 2025), PP 63-72*

****

ARTIFICIAL INTELLIGENCE AND THE EVOLUTION OF KNOWLEDGE CREATION: A COMPARATIVE ANALYSIS OF HUMAN AND MACHINE INTELLIGENCE

Prashant Mohan Khirekar
PhD scholar
Management
Chetana's R. K. Institute of Management and Research, Bandra, Mumbai
Mumbai University

ABSTRACT

The fast development of Artificial Intelligence (AI) has already changed the procedures of knowledge creation, analysis, and sharing significantly, and has challenged the old paradigms of intellectual development. This study will discuss how knowledge creation has evolved over the years in the light of a comparative study of human intelligence and machine intelligence in terms of their conceptualization, learning processes, capability to reason, creativity, and decision-making behaviours. It explores the differences and similarities between the human mental capacities and the AI-driven computational models and how the two add in their own way to the knowledge generated in academic, scientific, and organizational spheres. The study also examines the effectiveness, limitations, and ethical implications of the two types of intelligence especially with regard to bias, accountability, originality, and reliability. Also, the study evaluates the disruptive effect of AI on modern knowledge ecosystems and examines the new paradigm of human-AI cooperation as an innovative driver and research development. This study seeks to offer an understanding on the broadest perspective of how AI is reinventing the future of knowledge creation and intellectual advancement by critically examining the relationship between human cognition and machine intelligence.

Keywords: *Artificial Intelligence (AI), Knowledge Creation, Human Intelligence, Machine Intelligence, Human–AI Collaboration*

1. INTRODUCTION

One of the most prominent aspects of the development of humanity has been the way in which knowledge is developed. Since the time of oral traditions and written manuscripts, through digital databases and intelligent systems, the ways of how knowledge is created, stored, and shared have persistently evolved with the technological progress. Artificial Intelligence (AI) has become a groundbreaking technology in recent decades and the most significant transformation of the knowledge production sphere. Contrary to other traditional tools of computation that can only store or retrieve information, AI systems can learn based on large amounts of data, discern patterns, produce insights, and can be used to create original content. This trend has initiated serious debates on what intelligence is, the limits of human thinking and machine computing and the future of intelligent progress.

The human intelligence has been long considered to be the foundation of the creation of knowledge and is defined by the ability to be creative, think critically, have emotional insight, be aware of the context and make ethical decisions. Machine intelligence, in contrast, works based on the algorithm models, data-driven learning and probabilistic reasoning, which provide speed, scalability, and analytical accuracy that humans cannot provide. Whereas AI is good at massive information processing and finding sophisticated patterns, it is not conscious, subjectively experienced, and purposefully driven in the way human reasoning is. Comparative analysis of these two types of intelligence offers good information on their areas of strengths, limitation and their possible complementation in academic, scientific, and organizational fields.

With the further penetration of AI technologies into the research, education, industry, and governance, human-machine cooperation shapes the process of knowledge creation more and more prominently. This change casts significant issues of authorship, originality, biasness, responsibility, and ethical accountability. The development of the idea of the role of AI in the evolution of knowledge is a subject requiring not only technical analysis but also a philosophical and socio-ethical reflection. Consequently, this study aims to investigate the active interplay between human and machine intelligences, in which the interplay between the two is transforming

conventional paradigms of innovation, research approaches, and intellectual growth in the modern digital age.

2. LITERATURE REVIEW

Colther and Doussoulin (2024) analyzed Artificial Intelligence as a phenomenon that has been advancing the development of human knowledge and maintained that AI had substantially altered the mechanisms of knowledge creation, distribution, and consumption. Their work emphasized the benefits of AI technologies in the analysis of data, shows increased research, and access to information in various disciplines. The authors pointed out that AI was not only used as an ancillary device but also as an active knowledge generator as it allowed making predictions, automating processes, and making intelligent decisions. Nevertheless, they have also admitted difficulties associated with ethical issues, reliance on algorithms, and the necessity of a responsible approach to the implementation of AI into knowledge systems.

Saini, Sharma, and Madan (2022) carried out the comparative analysis of the opinions of experts regarding the development, uses, and the perspectives of Artificial Intelligence. Their study found out that thinkers had identified AI as a transformative technology with far-reaching implications in the industries, education, and research. This study has talked about how rule-based systems have been gradually replaced by more sophisticated machine learning and deep learning algorithms, with an increased level of autonomy in problem-solving and innovations at the hands of AI. Although researchers were optimistic about the possible use of AI to boost productivity and advancement in knowledge, they also highlighted the issue of job replacement, ethical concerns, and the need to have humans to supervise AI-based systems.

Neştian, Tiţă, and Guţă (2020) investigated the question of Artificial Intelligence implementation in the knowledge creation processes in organizations and analyzed how AI technologies facilitated innovation and decision-making in businesses. In their analysis, the authors emphasized that the AI systems improved the knowledge acquisition, storage, and sharing through processing big data and providing actionable insights. The authors pointed out that AI helped to enhance organizational learning and strategy planning by automating and predicting analytics. They

however, also mentioned that the successful implementation was determined by organizational culture, employee flexibility as well as compatibility between technological infrastructure and human capability.

Jarrahi et al. (2023) explored the connection between Artificial Intelligence and knowledge management as a symbiotic relationship between human intelligence and the AI systems. In their study, they held that AI substituted human expertise but complemented it by enhancing analytical qualities and aiding the solving of complex problems. The study has highlighted the necessity of human judgment, situational interpretation and ethical reasoning in driving AI outputs. In addition, the authors emphasized that, to establish evidence-based and responsible knowledge development in organizations, human-AI collaboration had to be based on trust, transparency, and well-defined governance frameworks.

3. RESEARCH METHODOLOGY

This research had explored the role of Artificial Intelligence (AI) in creating knowledge by comparing human intelligence and machine intelligence. The methodology was aimed at investigating differences and complementarities between human cognitive and AI-based systems in the generation, processing and application of knowledge in a systematic way. This was done using a structured research framework that guaranteed reliability, validity and analytical rigour in perceptions, effectiveness and implications of AI in knowledge development under academic and organizational settings.

3.1 Research Design

The research design used was descriptive and comparative study using a quantitative study design. The descriptive design was useful in exploring the features, perception and influence of AI on knowledge generation whereas the comparative design allowed to compare the differences between human and machine intelligence. The methodology employed to gather data at a single time in selected respondents was cross-sectional survey.

3.2 Sample Size & Population

The target population was comprised of academicians, researchers, postgraduate students, and professionals who were conversant with the use of Artificial Intelligence in knowledge-based activities. Out of this population, a sample size of 90 respondents was sampled through purposive sampling, and all the respondents possessed basic awareness or experience with AI tools and knowledge management systems.

3.3 Data Collection Method

A structured questionnaire that was done on a Likert scale of five points (Strongly Disagree to strongly agree) was used to collect primary data. The questionnaire contained questions pertaining to the learning process, creativity, decision making, efficiency, ethical issues, and cooperation between human and AI systems. For the theoretical understanding and contextual background, the secondary data were collected through journals, research articles, books, and reliable online sources.

3.4 Variables and Measurement

The current research included independent, dependent and mediating variables to study the correlation between Artificial Intelligence capabilities and effectiveness in knowledge creation.

- **Independent Variable:** Artificial Intelligence capabilities (learning algorithms, automation, efficiency in the processes of data processing).
- **Dependent Variable:** The effectiveness of knowledge creation (innovation, accuracy, speed, creativity, decision quality).
- **Varying Variable:** Human collaboration with AI.

3.5 Data Analysis

The data collected were coded and analyzed by use of statistical tools like SPSS. The summary of respondent characteristics and perceptions was based on descriptive statistics (mean, percentage, and standard deviation). The inferential statistics were used to compare and contrast the

relationship and differences between human and machine intelligence in knowledge creation through correlation analysis and comparative tests (t-test or ANOVA). The results were explained to assess the relative efficiency and dynamic collaboration of AI and human intelligence.

4. RESEARCH METHODOLOGY

This section contains the empirical results of the research, which were obtained due to the information gathered through 90 respondents. The analysis was done to investigate demographic distribution, descriptive statistics of major variables, and the correlation between Artificial Intelligence capabilities, effectiveness of knowledge creation, and human-AI collaboration. The findings are tabulated and graphically illustrated in order to have a clear picture of patterns, comparison and statistical correlations of data obtained.

The demographic profile of the respondents that were involved in the study is shown in table 1. The entire sample size comprised 90 participants divided into four subgroups which included academicians, researchers, postgraduate students, and professionals. The frequency is presented in the table and represents the percentage of the respondents in the given category. A graphical representation of this distribution is given in figure 1 and this aids in the visual representation of the proportional composition of the sample with the four demographic groups.

Table 1: Demographic Profile of Respondents

Category	Frequency	Percentage (%)
Academicians	28	31.1
Researchers	22	24.4
Postgraduate Students	25	27.8
Professionals	15	16.7

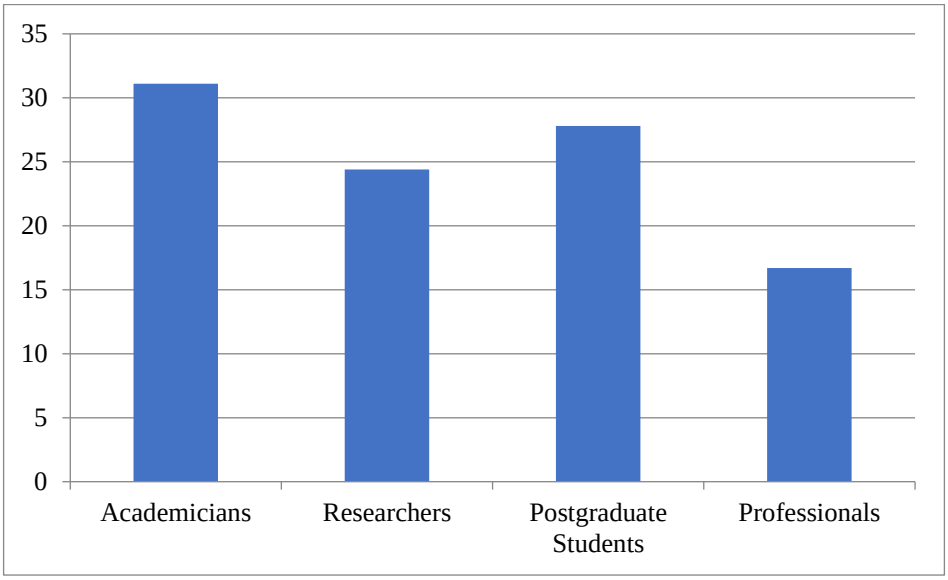

Figure 1: Graphical Representation of Demographic Profile of Respondents

The demographic data shows that the greatest number of respondents was the academic (31.1%), then the postgraduate students (27.8%), researchers (24.4%), and professionals (16.7%). This distribution shows that most of respondents were directly involved in academic and research-related activities which make the findings more relevant and credible. The equal representation of various knowledge-based roles proves the soundness of the study in exploring the views on the Artificial Intelligence and knowledge creation.

Table 2 shows the descriptive statistics of the important variables that will be analyzed in the study. The table contains the results of the mean and standard deviation of five key dimensions, namely AI Data Processing Efficiency, AI Analytical Accuracy, Human Creativity, Human Ethical Judgment, and Human-AI Collaboration Effectiveness. These measures of statistics characterize the central tendency and variability of the perceptions of the respondents with respect to the human and machine intelligence in the knowledge creation processes. The mean values are presented in figure 2 in a graphical form to enable a visual comparison of the relative values in each of the variables.

Table 2: Descriptive Statistics of Key Variables

Variable	Mean	Standard Deviation
AI Data Processing Efficiency	4.32	0.61
AI Analytical Accuracy	4.18	0.67
Human Creativity	4.41	0.58
Human Ethical Judgment	4.36	0.63
Human–AI Collaboration Effectiveness	4.47	0.55

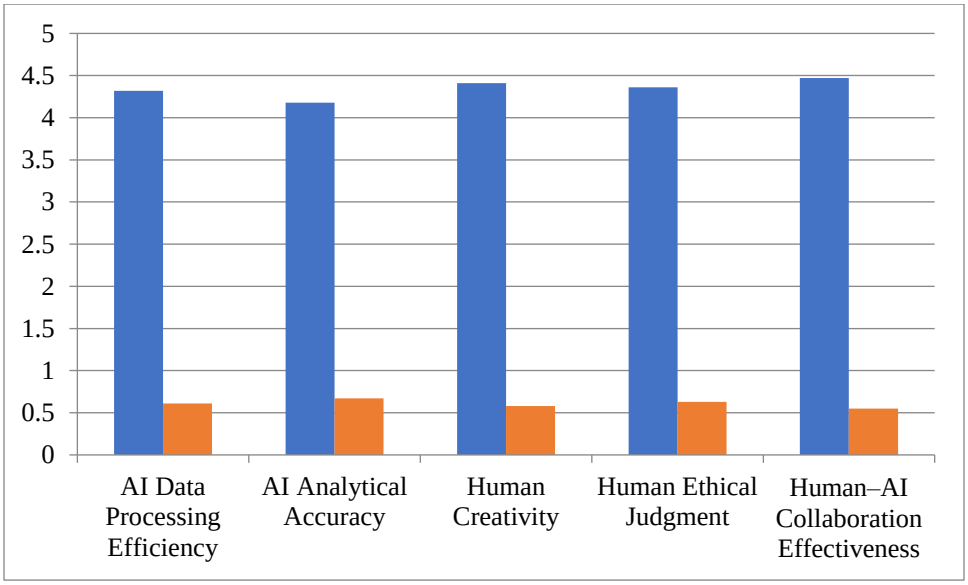

Figure 2: Graphical Representation of Descriptive Statistics of Key Variables

The findings suggest that the variables met a high mean of more than 4.00 showing the high degree of agreement between the respondents. The highest mean score (4.47) was obtained with Human -AI Collaboration Effectiveness, then Human Creativity (4.41) and Human Ethical Judgment (4.36). Data Processing Efficiency (4.32) was slightly higher than Analytical Accuracy (4.18), which are two AI-related dimensions. The values of standard deviations are rather low indicating

consistency in the responses. These results suggest that although AI is viewed as an extremely efficient and precise technology, the most effective and common strategy to develop more knowledge can be achieved through the cooperation of human and machine intelligence.

Table 3 provides the correlation table which shows the relationship between the three key variables of the study namely AI Capabilities, Knowledge Creation Effectiveness, and Human -AI Collaboration. The table shows the Pearson correlation coefficient showing the level and the direction of relationship between the two variables. The values in the diagonal indicate the existence of perfect self-correlation (1), but the values in the off-diagonal indicate the strength of relationship between the variables. The two asterisks (**) refer to statistical significance of 1 percent.

Table 3: Correlation Analysis between AI Capabilities and Knowledge Creation Effectiveness

Variables	**AI Capabilities**	**Knowledge Creation Effectiveness**	**Human–AI Collaboration**
AI Capabilities	1	0.68	0.72
Knowledge Creation Effectiveness	0.68	1	0.75
Human–AI Collaboration	0.72	0.75	1

The correlation findings indicate that there is a high positive and statistically significant association between AI Capabilities and Knowledge Creation Effectiveness ($r = 0.68$, $p < 0.01$) where the stronger the AI capabilities, the better the knowledge outcomes. Also, there was a positive relationship between AI Capabilities and Human–AI Collaboration ($r = 0.72$, $p < 0.01$). The human-AI Collaboration to Knowledge Creation Effectiveness ($r = 0.75$, $p < 0.01$) was the strongest relationship which indicates that collaborative interaction between humans and AI contributes to knowledge development in a significant manner. In general, the results prove that the AI can be positively involved in the creation of knowledge, especially in the process of their combination with the intelligence of humans.

In Table 4, the comparative analysis of Human Intelligence and Machine Intelligence is given in respect of the mean score on five important dimensions that include Speed of Processing, Data Accuracy, Creativity, Contextual Understanding, and Ethical Reasoning. The table shows the mean scores given to each dimension to both types of intelligence and thus the comparison can be made in an organized way to see the perceived strengths of both types of intelligence. These mean values are plotted in a graphical manner in Figure 3 to visually depict the relative variations of the human and machine intelligence in the various dimensions chosen.

Table 4: Comparative Analysis of Human vs Machine Intelligence (Mean Scores)

Dimension	**Human Intelligence (Mean)**	**Machine Intelligence (Mean)**
Speed of Processing	3.72	4.45
Data Accuracy	3.95	4.30
Creativity	4.48	3.62
Contextual Understanding	4.40	3.58
Ethical Reasoning	4.44	3.21

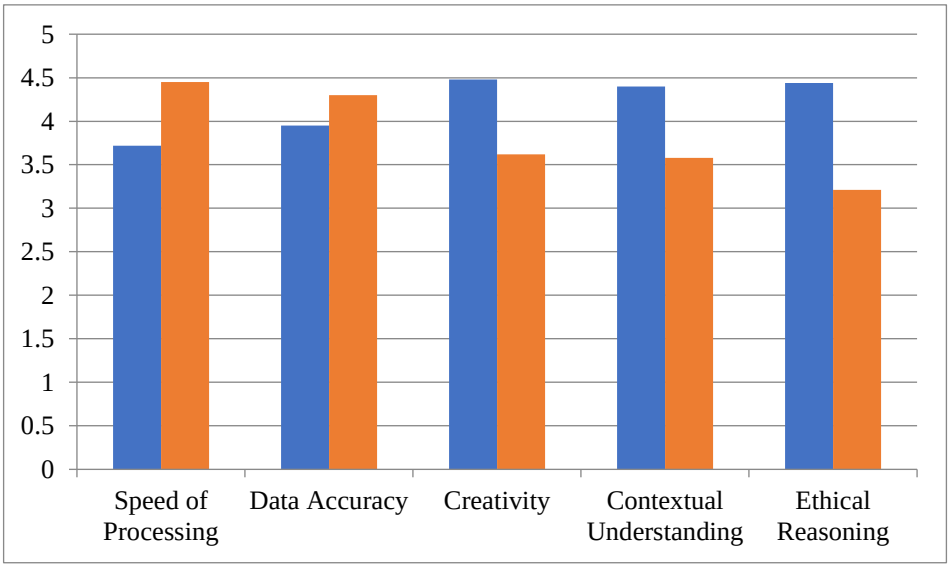

Figure 3: Graphical Representation of Comparative Analysis of Human vs Machine Intelligence (Mean Scores)

The scores show that Machine Intelligence has scored better in Speed of Processing (4.45) and Data Accuracy (4.30) than Human Intelligence (3.72 and 3.95 respectively) and therefore it outweighs Human Intelligence in terms of computing speed and accuracy. In contrast, Human Intelligence had a much higher mean score in the Creativity (4.48), Contextual Understanding (4.40), and Ethical Reasoning (4.44) and the machine Intelligence in these aspects had a relatively lower score (3.62, 3.58 and 3.21). Such results indicate that despite their superiority in speed and precision, the human mind will still dominate in the field of originality, contextual level and moral decision-making, which supports the significance of merging both kinds of intelligence.

5. CONCLUSION

The research finds that Artificial Intelligence has emerged as an important spur in the development of knowledge-making, but it is not a substitute of the human intelligence. The empirical evidence shows that AI is superior in speed of processing and data accuracy implying that it is strong in computational efficiency and analytical accuracy. But human intelligence is still best in the aspect of creativity, contextual comprehension and moral reasoning- the aspects necessary to produce meaningful and responsible knowledge. These close positive relationships between AI capabilities, effectiveness in knowledge creation, and the collaborative efforts of human beings and AI are another sign that the most valuable results are achieved when the two types of intelligence work in harmony with each other. The collaboration between humans and AI showed the highest score of effectiveness, and it is important to note that integrated models of intelligence can be more innovative, reliable, and ethically sustainable in the knowledge they generate. Thus, the study confirms that the future of knowledge creation is balanced and strategic co-existence between human thought and machine intelligence whereby technological development does not and will not substitute human intellectual capacity in digital age.

REFERENCES

1. *Bag, S., Gupta, S., Kumar, A., & Sivarajah, U. (2021). An integrated artificial intelligence framework for knowledge creation and B2B marketing rational decision making for improving firm performance. Industrial marketing management, 92, 178-189.*
2. *Colther, C., & Doussoulin, J. P. (2024). Artificial intelligence: Driving force in the evolution of human knowledge. Journal of Innovation & Knowledge, 9(4), 100625.*
3. *de Oliveira, E. R., & Rodrigues, P. (2021). A review of literature on human behaviour and artificial intelligence: contributions towards knowledge management. Electronic Journal of Knowledge Management, 19(2), pp165-179.*
4. *Farrow, E. (2019). To augment human capacity—Artificial intelligence evolution through causal layered analysis. Futures, 108, 61-71.*
5. *He, X., & Burger-Helmchen, T. (2024). Evolving knowledge management: Artificial intelligence and the dynamics of social interactions. IEEE Engineering Management Review.*
6. *Jarrahi, M. H., Askay, D., Eshraghi, A., & Smith, P. (2023). Artificial intelligence and knowledge management: A partnership between human and AI. Business Horizons, 66(1), 87-99.*
7. *Kuleto, V., Ilić, M., Dumangiu, M., Ranković, M., Martins, O. M., Păun, D., & Mihoreanu, L. (2021). Exploring opportunities and challenges of artificial intelligence and machine learning in higher education institutions. Sustainability, 13(18), 10424.*
8. *Lu, Y. (2019). Artificial intelligence: a survey on evolution, models, applications and future trends. Journal of management analytics, 6(1), 1-29.*
9. *Neştian, A. Ș., Tiţă, S., & Guţă, A. L. (2020, July). Incorporating artificial intelligence in knowledge creation processes in organizations. In Proceedings of the international conference on business excellence (Vol. 14, No. 1, pp. 597-606). Bucharest University of Economic Studies.*
10. *Olan, F., Arakpogun, E. O., Suklan, J., Nakpodia, F., Damij, N., & Jayawickrama, U. (2022). Artificial intelligence and knowledge sharing: Contributing factors to organizational performance. Journal of Business Research, 145, 605-615.*

11. *Raj, R., & Kos, A. (2023). Artificial intelligence: Evolution, developments, applications, and future scope. Przegląd Elektrotechniczny, 99.*

12. *Saini, F., Sharma, T., & Madan, S. (2022). A comparative analysis of expert opinions on artificial intelligence: evolution, applications, and its future. Advanced Journal of Graduate Research, 11(1), 10-22.*

13. *Sarıkaya, B. (2024). Conceptual review of artificial intelligence; differences between human and machine learning. Turkish Online Journal of Design Art and Communication, 14(3), 648-659.*

14. *Stadlmann, C., & Zehetner, A. (2021). Human intelligence versus artificial intelligence: A comparison of traditional and AI-based methods for prospect generation. In Marketing and smart technologies: Proceedings of ICMarkTech 2020 (pp. 11-22). Singapore: Springer Singapore.*

15. *Tyler-Wood, T. L. (2025). Knowledge in the Era of Artificial Intelligence: A Comparison of Human and Artificial Intelligence. In Computer-Based Diagnostics and Systematic Analysis of Knowledge: Critical Reflections and Advancements (pp. 39-55). Cham: Springer Nature Switzerland.*

AI-DRIVEN ADAPTIVE LEARNING SYSTEMS AND THE FUTURE OF PERSONALIZED LEARNING

Prashant Kumar Nishad
PH.D Research Scholar (Education)
Sikkim Skill University, Namthang , Sikkim

ABSTRACT

Artificial Intelligence (AI) has also changed educational practices significantly as it provides the adaptive learning systems that personalize the educational experience based on the needs of individual learners. The conventional learning processes are usually unable to accommodate the differences in abilities, learning pace and preferences of the students. Intelligent tutoring systems, machine learning algorithms, and learning analytics are used to analyze the behaviour of learners and dynamically update the learning material used by the ALS of AI. This is an analytical paper that explores the applicability of AI technologies in adaptive learning systems and assesses the effects of AI technologies on personalized learning outcomes. The paper will compare different AI methods employed in adaptive learning platforms, their effectiveness, and the impact of their effect on student engagement and performance. The paper also reveals these issues as the most important problems, including data privacy, algorithmic bias, and technology constraints.

Keywords: *Artificial Intelligence in Education, Adaptive Learning Systems, Personalized Learning, Machine Learning in Education, Learning Analytics*

1. INTRODUCTION

The high rate of development of digital technologies has altered the system of education in the world. The conventional modes of teaching are usually a standardized mode of instruction whereby all learners have to be exposed to the same learning content irrespective of their different capabilities or learning styles. It is quite common that this homogenous method is not able to address the varying needs of the learners, which leads to low engagement and ineffective learning.

Artificial Intelligence (AI) has become one of the solutions to all these limitations. The adaptive learning systems based on AI allow customizing learning processes by processing student data and dynamically modifying instructional materials based on learning patterns. Such systems use

sophisticated algorithms to monitor the learner progress run, detect knowledge gaps, and prescribe the relevant learning materials.

Adaptive learning systems combine the technologies of machine learning, natural language processing as well as learning analytics to offer personalized learning and real-time feedback. Due to the growth of digital education via online services and learning management systems, adaptive learning powered by AI has become an essential part of the contemporary educational innovation.

1.2 Objectives of the Study

The main objectives of this study are:

1. To analyze the role of artificial intelligence in adaptive learning systems.
2. To examine the technologies and algorithms used in AI-driven personalized learning.
3. To evaluate the impact of adaptive learning systems on student engagement and academic performance.
4. To analyze the limitations and challenges associated with AI-based educational technologies.

2. LITERATURE REVIEW

Gupta et al. (2024) examined how artificial intelligence can be used to enhance adaptive learning systems and ways in which it could be used to personalize learning outcomes. The paper examined the use of AI-driven adaptive learning systems that used machine learning algorithms and data analytics to modify teaching materials based on their needs as students. The authors discovered that adaptive learning systems allowed real-time tracking of the progress of students and enabled educators to adjust the teaching strategies according to the learning styles and the levels of student performance.

Strielkowski et al. (2025) explored the influence of AI-based adaptive learning technologies on sustainable changes in education. The article evaluated how much artificial intelligence was increasingly being integrated in education as well as pointing out the role of adaptive learning

platforms in facilitating individualized learning experiences. The authors of the study have thoroughly analyzed the literature in the given domain and have found that the research on AI-driven education technologies is on the rise at an alarming rate in the last decades.

Sari et al. (2024) researched the efficiency of adaptive learning systems by AI and their positive impact on learning outcomes. The researchers took a mixed-methods strategy, which combines quantitative and qualitative methods to explore the effect of adaptive learning technologies on student performance. The findings revealed that adaptive learning platforms based on AI increased student engagement, motivation to learn and their grades, through personalized instructional content and feedback.

3. RESEARCH METHODOLOGY

The paper takes an analytical research approach, which is founded on the assessment of current AI-based adaptive learning technologies and their use in education.

3.1 Research Design

The study relies on the secondary analysis of data, which will be based on academic articles, educational technology reports, and case studies of AI-based adaptive learning systems.

3.2 Analytical Approach

The method of analysis will consist of:

- Comparison of AI application in adaptive learning systems.
- Testing the performance of the various learning models.
- Trends and patterns of AI-driven personalized learning.

3.3 Sample Size

The sample size of the study was 90 respondents, who are students and educators that are aware of digital learning platforms, as well as AI-enabled educational tools. The selection method was a

convenience sampling method that was used to collect pertinent data with minimal time. Frequency and percentage techniques were used to analyse the responses obtained to understand the awareness and opinion of AI-based adaptive learning systems and how they affect personalised learning.

4. RESULTS AND DISCUSSION

The study results were provided through the answers gathered among 90 participants, which comprise of students and educators with experience in using digital learning platforms. The perception of the adaptive learning systems driven by AI and their influence on the personalized learning results are the subject of the analysis. The responses were analyzed using frequency and percentage.

4.1 Awareness of AI-Driven Adaptive Learning Systems

Table 1 has provided the awareness level of the respondents about AI-based adaptive learning systems applied in learning settings. All the responses were placed into four categories; highly aware, moderately aware, slightly aware and not aware. There were 90 respondents to participate in the study. The table presents a frequency/ percentage distribution of answers that include various levels of acquaintance with AI-based adaptive learning technologies.

Table 1: Awareness of AI-Driven Adaptive Learning Systems

Response Category	Frequency	Percentage
Highly Aware	28	31.1%
Moderately Aware	34	37.8%
Slightly Aware	18	20.0%
Not Aware	10	11.1%
Total	**90**	**100%**

As Table 1 indicates, the majority of the respondents know about AI-based adaptive learning systems. The largest percentage of participants (37.8%) were moderately known with 31.1% indicating that they are highly aware. Moreover, 20.0% of the respondents claimed to be slightly

knowledgeable with these technologies and only 11.1 percent said that they did not have any knowledge about these technologies.

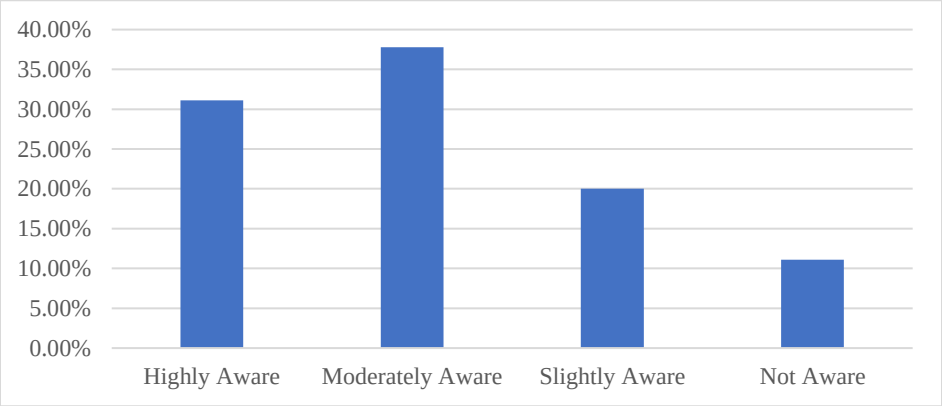

Figure 1: Graphical Representation of the Percentage of Awareness of AI-Driven Adaptive Learning Systems

4.2 Perceived Impact of AI-Driven Adaptive Learning on Personalized Learning

Table 2 shows the perceptions of respondents about the effectiveness of AI-based adaptive learning systems to improve the personalized learning experience. The respondents were requested to report the extent to which they agree with the statement according to which AI-driven adaptive learning enhances personalized learning. The answers were grouped into five levels namely, strongly agree, agree, neutral, disagree, and strongly disagree.

Table 2: Perceived Effectiveness of AI-Driven Adaptive Learning Systems

Response Category	Frequency	Percentage
Strongly Agree	32	35.6%
Agree	30	33.3%
Neutral	14	15.6%
Disagree	9	10.0%
Strongly Disagree	5	5.5%
Total	**90**	**100%**

According to the results presented in Table 2, the perception of adaptive learning systems based on AI in improving the process of personalized learning is generally positive. Most of the respondents are strongly agreeing (35.6%) or agreeing (33.3%) that such technologies enhance individualized learning processes. The percentage of respondents who are neutral is lower (15.6%), 10.0 discursive and 5.5 strongly disagree.

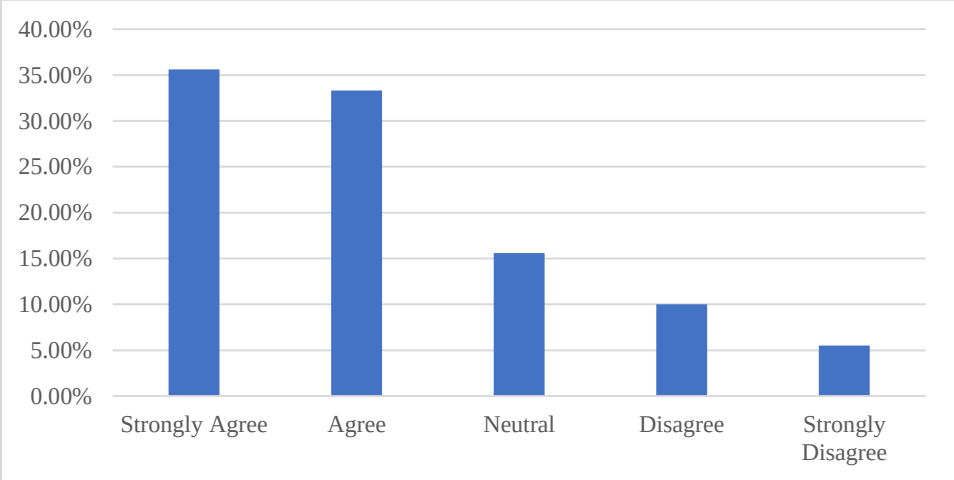

Figure 2: Graphical Representation of the Percentage of Perceived Effectiveness of AI-Driven Adaptive Learning Systems

5. CONCLUSION

The results of the present study provide insights into the increasing significance of Artificial Intelligence in adapting the educational process using the adaptive learning systems. The findings reveal that the majority of the respondents have an average to high degree of familiarity with AI-based adaptive learning technologies, which indicates that such tools are slowly becoming familiar in the digital education settings, though some of the respondents are still not very familiar with them. The research also reveals that there is a high positive perception about the efficacy of AI-based adaptive learning to boost personalized learning since most respondents thought that these systems enhance the learning experience by enabling one-on-one learning through customization of learning materials, real-time feedback, and improved learning and engagement. Nonetheless,

the availability of neutral and negative feedback shows that there are still some obstacles, such as the level of technology access, user education, ethical issues, and data privacy problems.

REFERENCES

1. Alawneh, Y. J. J., Sleema, H., Salman, F. N., Alshammat, M. F., Oteer, R. S., & ALrashidi, N. K. N. (2024, April). Adaptive learning systems: Revolutionizing higher education through AI-driven curricula. In *2024 International conference on knowledge engineering and communication systems (ICKECS)* (Vol. 1, pp. 1-5). IEEE.
2. Gupta, T., Kumar, A., Roy, B. K., & Saini, S. (2024). Adaptive learning systems: Harnessing AI to personalize educational outcomes. *International Journal for Research in Applied Science and Engineering Technology*, *12*(11), 458-464.
3. Okonji, N. N., & Igwe, E. A. (2025). Prospects and Challenges of Personalized Learning through Artificial IntelligenceDriven Adaptive Learning Systems in N. *Journal of Education in Developing Areas*, *33*(1), 139-147.
4. Raza, A. (2025). Personalized learning through AI: opportunities and challenges in adaptive educational technologies. *AI Edify Journal*, *2*(1), 21-28.
5. Sari, H. E., Tumanggor, B., & Efron, D. (2024). Improving educational outcomes through adaptive learning systems using AI. *International Transactions on Artificial Intelligence*, *3*(1), 21-31.
6. Singh, A. (2024). The future of learning: AI-driven personalized education. *Available at SSRN 5076438*.
7. Strielkowski, W., Grebennikova, V., Lisovskiy, A., Rakhimova, G., & Vasileva, T. (2025). AI-driven adaptive learning for sustainable educational transformation. *Sustainable development*, *33*(2), 1921-1947.
8. Sumathy, V., & Navamani, G. (2024). AI-Driven Personalized Learning: Enhancing Student Success through Adaptive Technologies. *Library of Progress-Library Science, Information Technology & Computer*, *44*(3).
9. Yaghmour, S., Qureshi, M. I., Ullah, I., Perumal, R. K., & Khan, M. M. (2025). AI-Driven Adaptive Learning Systems in Mobile Education: A Systematic Review of Personalization Strategies, Effectiveness, and User Interaction. *International Journal of Interactive Mobile Technologies*, *19*(19).
10. Yekollu, R. K., Bhimraj Ghuge, T., Sunil Biradar, S., Haldikar, S. V., & Farook Mohideen Abdul Kader, O. (2024, February). AI-driven personalized learning paths: Enhancing education through adaptive systems. In *International Conference on Smart data intelligence* (pp. 507-517). Singapore: Springer Nature Singapore.

AI-BASED FINANCIAL ANALYTICS AND THE TRANSFORMATION OF BUSINESS DECISION-MAKING

Suman Kumar Meher
PH.D (Commerce) Research Scholar
Sikkim Skill University, Namthang, Sikkim

ABSTRACT

Artificial Intelligence (AI) continues to change the face of financial analytics and can affect the business decision-making process. In contrast to the traditional financial analysis methodology, which was based on past data, and manual analysis, the financial analytics engineered with the help of AI employs the technologies of machine learning and predictive analytics to process intricate financial data and produce strategic outcomes. The approach employed in the study was quantitative and based on the data obtained after interviewing 70 financial professionals. The findings indicate that financial analysts were the most numerous respondents (25.7%), and the high (28.6%) and very high (21.4%) percentages of AI adoption were reported by quite a number of organizations, which points to the increased involvement of AI-driven financial analytics into organizational decision-making.

Keywords: *Artificial Intelligence, Financial Analytics, Business Decision-Making, Predictive Analytics, Machine Learning.*

1. INTRODUCTION

Digital technologies and finance information systems continue to be rapidly developed, which makes the global business environment more data-intensive. Organizations are now producing vast amounts of financial information by way of transactions, market activities and the operation of the organization. The successful analysis of this information has become a pressing need of the organizations that aim to ensure the maintenance of competitive advantage and make reasonable strategic decisions.

Traditional financial analytics was based mainly on accounting reports, statistical models and management knowledge to analyze financial data. Although these methods have been traditionally useful in offering great insights into financial performance of the organizations, they do not always have the power to work with big and complex data on a real time basis. Consequently, the

conventional financial analysis techniques often fail to recognize the new financial trends or predict the future market trends.

The Artificial Intelligence (AI) has become one of the disruptive technological advances that can solve these constraints. The AI technologies allow computers to recreates the cognition process through learning, pattern recognition, and predictive analysis. AI-based analytics in financial management applies machine learning algorithms, data mining, and predictive modeling systems to financial data and provides actionable insights.

1.2 Research Objectives

The study is guided by the following objectives:

1. To examine the role of AI-based financial analytics in improving financial decision-making.
2. To analyze the impact of AI analytics on predictive financial intelligence.
3. To evaluate the relationship between AI-based financial analytics and risk management efficiency.

2. LITERATURE REVIEW

Addy et al. (2024) examined how artificial intelligence can be used to revolutionize the process of financial planning and financial analytics in organizations. The authors evaluated the performance of AI-powerful analytical systems such as machine learning algorithms and predictive models in improving the effectiveness of financial planning because they allow organizations to work with large financial data and produce more precise financial predictions. In their review, they noted that AI-based systems enhanced the speed and accuracy of financial analysis enabling businesses to make better and strategic financial decisions.

Ahirrao et al. (2025) examined how AI-based predictive analytics could be used to create financial strategies and enhance the way business decisions are made. The article has examined how predictive analytics models help organizations to analyze financial trends, predict market

swings, and determine possible investment opportunities. The authors have discovered that predictive systems based on AI helped businesses to mitigate uncertainties in financial planning and make better strategic decisions with the help of data-driven information.

Alex Avelar and Jordão (2025) explored the application of artificial intelligence as a financial analytics tool in stock exchange decision-making across the world. The research examined the application of AI technologies to predict the movements in the market and assess financial trends of the largest foreign stock markets. The researchers discovered that AI-based analytical models enhanced the precision of financial forecasting and aided decision-makers to be able to interpret complex financial information.

3. RESEARCH METHODOLOGY

In this section, the methodological framework under which the relationship between AI-based financial analytics and business decision-making is to be reviewed is outlined. It presents the research design, data collection process and sampling method adopted to guarantee quality and valid research findings. The given research is going to be conducted with the help of quantitative research methods to determine any quantifiable links between the adoption of AI in financial analytics and the enhancement of organizational decision-making.

3.1 Research Design

The research design of this study is quantitative because it aims to identify the effects of AI-based financial analytics in decision-making in businesses. The quantitative method provides the systematization of measuring the relations between the main variables, including AI adoption, predictive financial intelligence, risk management efficiency, and decision quality. The data is analyzed through statistical methods to determine the patterns, correlation and whether AI-based financial analytics has a significant impact on organizational decision-making processes.

3.2 Sample Size

To conduct the study, 90 questionnaires have been sent to the professionals engaged in finance related jobs including financial analysts, managers, accountants and executives in different organizations. Among them, 70 responses were found valid and suitable to be analyzed.

4. RESULTS AND DISCUSSION

The demographic break-even of the respondents according to their professional affiliations in the finance sector is shown in Table 1. The sample will include 70 respondents who are employed in various jobs in the financial field; these professions include financial analysts, financial managers, financial accountants, financial executives, and other professionals who do work in the field of finance.

Table 1: Demographic Distribution of Respondents by Professional Role

Professional Role	**Frequency**	**Percentage (%)**
Financial Analysts	18	25.7
Managers	16	22.9
Accountants	14	20.0
Executives	12	17.1
Other Finance Professionals	10	14.3
Total	**70**	**100**

The responses show that the biggest group of the participants is financial analysts (25.7%), then it is managers (22.9%), and accountants (20%). The number of executives is 17.1% of the respondents, and the number of others in the professions related to finance is 14.3%. This distribution shows that the study consists of the participants with various professional experience in financial management and analytics.



Figure 1: Graphical Representation of the Percentage of Demographic Distribution of Respondents by Professional Role

Table 2 shows the degree to which AI-based financial analytics is adopted among the organizations that are represented by the respondents. The answers are divided into five levels which are very high, high, moderate, low, and very low adoption.

Table 2: Level of AI-Based Financial Analytics Adoption in Organizations

Level of AI Adoption	**Frequency**	**Percentage (%)**
Very High	15	21.4
High	20	28.6
Moderate	18	25.7
Low	10	14.3
Very Low	7	10.0
Total	**70**	**100**

The findings indicate that a substantial number of organizations have implemented AI-based financial analytics to a high degree, as 28.6% of the surveyed organizations have had a high level of AI adoption, and 21.4% of them had a very high level of AI adoption. Also, 25.7% were moderate in terms of the AI implementation, which implies that a significant proportion of organizations are still working on the integration of AI technologies into their financial systems. On the contrary, 14.3% were low adoption and 10% very low adoption.

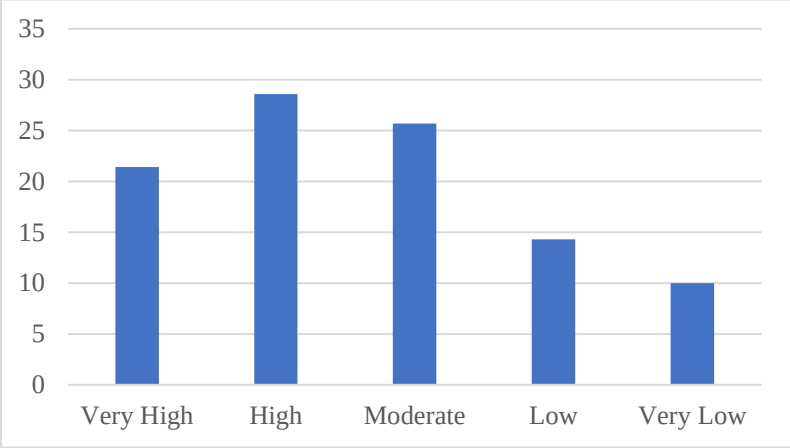

Figure 2: Graphical Representation of the Percentage of Level of AI-Based Financial Analytics Adoption in Organizations

5. CONCLUSION

The paper has discussed how AI-based financial analytics can revolutionize business decisions in organizations. The results show that artificial intelligence is gradually becoming a significant instrument in the field of financial management as organizations can now analyze bulk amounts of financial information more efficiently and give valuable answers to help them plan their strategies. According to the demographic findings, the diverse financial professionals are involved in the process, which indicates the level of practicality of the AI-driven analytics concerning the organizational decision environment. Additionally, the discussion of the adoption rates of AI has shown that numerous organizations have already incorporated AI-based financial analytics, and a significant percentage indicate high levels or very high levels of adoption.

REFERENCES

1. Addy, W. A., Ajayi-Nifise, A. O., Bello, B. G., Tula, S. T., Odeyemi, O., & Falaiye, T. (2024). Transforming financial planning with AI-driven analysis: A review and application insights. *World Journal of Advanced Engineering Technology and Sciences*, *11*(1), 240-257.
2. Ahirrao, Y. S., Ansari, I., Azim, K. S., Bhujel, K., & Panchal, S. S. (2025). AI-Powered Financial Strategy: Transforming Business Decision-Making Through Predictive

Analytics. *Emerging Frontiers Library for The American Journal of Engineering and Technology*, *7*(09), 126-151.

3. Alex Avelar, E., & Jordão, R. V. D. (2025). The role of artificial intelligence in the decision-making process: a study on the financial analysis and movement forecasting of the world's largest stock exchanges. *Management decision*, *63*(10), 3533-3556.
4. Artene, A. E., Domil, A. E., & Ivascu, L. (2024). Unlocking business value: Integrating AI-driven decision-making in financial reporting systems. *Electronics*, *13*(15), 3069.
5. Onwuzulike, O. C., Oyeyipo, I., Ayodeji, D. C., Nwaozomudoh, M. O., Isibor, N. J., Ahmadu, J., ... & Attipoe, V. (2022). Modeling ai-driven financial analytics for enhanced predictive insights, decision-making, and business performance optimization. *International Journal of Multidisciplinary Research and Growth Evaluation*, *3*(4), 1-14.
6. Prakash, M. (2025). AI-driven decision making: Redefining corporate strategy in the digital era. *Scriptora International Journal of Research and Innovation (SIJRI)*, *1*(4), 26-35.
7. Selvarajan, G. (2021). Leveraging AI-enhanced analytics for industry-specific optimization: A strategic approach to transforming data-driven decision-making. *International Journal of Enhanced Research In Science Technology & Engineering*, *10*(1), 78-84.
8. Siddiqui, N. A. (2025). Optimizing business decision-making through AI-enhanced business intelligence systems: A systematic review of data-driven insights in financial and strategic planning. *Strategic Data Management and Innovation*, *2*(01), 202-223.
9. Yordanova, Z., & Hristizov, Y. (2025). The evolution of financial analysis: From manual methods to AI and AI agents. *ECONOMICS–Innovative and Economics Research Journal*, *13*(3).
10. Zamil, M. H. (2025). AI-Driven business analytics for financial forecasting: a systematic review of decision support models in SMES. *Review of Applied Science and Technology*, *4*(02), 86-117.

PREDICTIVE ANALYTICS AND ARTIFICIAL INTELLIGENCE IN CONSUMER BEHAVIOR RESEARCH

Yogendra Kumar Prasad
PH.D (Commerce) Research Scholar
Sikkim Skill University, Namthang, Sikkim

ABSTRACT

The quick growth of digital technologies and data-informed business landscapes has reshaped the manner in which the organizations think about and comprehend consumer behavior. Predictive analytics and artificial intelligence (AI) have become potent analytical instruments that will help businesses to recognize the behavioral patterns, predict consumer preferences, and improve the effective marketing decision-making. This paper examines how predictive analytics and AI could be used in research on consumer behavior through a quantitative analysis method. The study is based on the compiled data of consumer behavioral observations as opposed to primary survey data. About 80 consumers were observed, and descriptive statistics tools, especially frequency and percent analysis, were used to discuss trends concerning the purchase behavior, digital activity, and AI-based recommendation impact. The results indicate that predictive analytics plays a major role towards enhancing the capability of organizations in anticipating consumer requirements, personalizing marketing approaches, and optimizing customer experience.

Keywords: *Predictive Analytics, Artificial Intelligence, Consumer Behavior, Marketing Analytics, Data-Driven Decision Making*

1. INTRODUCTION

The study of consumer behavior has always been concerned with how people arrive at the purchasing decisions and the role of social, psychological and economic factors in determining the purchase decisions. In previous research, the marketers would use the classical approaches of research like surveys, interviews, and observational research to study the preferences of consumers. Nevertheless, the digitalization of markets and the prevalence of online sources have dramatically altered consumers and business interaction and the purchase decision-making process considerably.

The increased access to digital information that is produced by the interaction of e-commerce transactions, social media, mobile applications, and Internet browsing has brought about new prospects to advanced analysis procedures. Consumer data are now available in huge amounts that can be examined to understand the behavioral patterns in a better manner. The predictive analytics and artificial intelligence have become potent tools of analyzing intricate datasets and predicting consumer behaviour in this context. Predictive analytics are based on statistical methods and algorithms of machine learning to analyze historical data and forecast future outcomes; AI complements such opportunities and learns patterns and uses data automatically.

Predictive models are common AI-driven models in marketing and consumer research which analyze purchasing patterns, customer segmentation, demand forecasting, and customized product suggestions. To illustrate, e-commerce websites have recommendation systems that process the browsing history and take into consideration purchase behavior to provide information to the consumer about the products they want. Although these technologies can bring immense benefits to businesses and consumers, there are other issues, including data privacy, the transparency of the algorithms, and the ethical utilization of consumer data, which should be taken into consideration. Thus, this paper will analyze how predictive analytics and artificial intelligence can be applied to the measurement of consumer behavior through a quantitative descriptive analysis of the results.

2. LITERATURE REVIEW

Basal, Moulai, and Cetin (2025) explored the use of predictive analytics to predict customer behavior in environments that were driven by artificial intelligence. Their article stressed that machine learning-based predictive models can be used to study large sets of consumers and determine their behavioral trends and the purchase behavior in the future.

Choudhary (2025) examined the application of predictive analytics in marketing and discussed how the use of artificial intelligence might be applied in predicting future purchase behavior and market trends. The research revealed that analytical systems that are developed using AI helped

companies analyze the historical data on consumers, identify the new trends, and predict what will be purchased in the future.

GhorbanTanhaei et al. (2024) examined the application of predictive analytics to predict customer trends and preferences. Their research established that sophisticated analytical algorithms could be used to process complicated behavioral data to determine the choices of consumers and forecast market trends.

3. RESEARCH METHODOLOGY

In this section, the methodological framework applied to the research of the role of predictive analytics and artificial intelligence in consumer behavior is outlined. The research follows the analytical methodology of quantitative approach in explaining consumer behavior patterns in a structured statistical methodology.

3.1 Research Design

The research design is a quantitative research design since the study is aimed at analyzing the tendency of consumers to behave in digitally driven marketplaces through the application of statistical tools. It is not based on primary survey or questionnaire research data, rather, it is based on aggregated observations of consumer behavior based on digital interaction history and marketing analytics data, including purchasing behavior and interaction with AI-based recommendations systems on the Internet.

3.2 Sample Size

A total of 80 consumer behavioral observations (N = 80) was taken into account to conduct analysis. The dataset is a collection of documented transactions of consumer activities related with digital commerce settings. The variables of behavioral interest are represented in the dataset by the demographic category, online purchase frequency, the choice of digital shopping platforms, and the impact of products recommendations based on AI-based purchases on purchases.

4. RESULTS AND DISCUSSION

Table 1 shows how the consumers are distributed in various age groups in the total sample of 80 observations. The table groups the consumers into five age categories, namely; 1825, 2635, 3645, 4655 and over 55 years. The frequency column shows how many consumers are in each age category and the percentage column shows the percentage of each group to the total number of consumers.

Table 1: Age Group Distribution of Consumers

Age Group	Frequency	Percentage
18–25	22	27.5%
26–35	28	35%
36–45	16	20%
46–55	9	11.25%
Above 55	5	6.25%
Total	**80**	**100%**

As it is indicated in the table 1, the 26 35 bracket is the highest consumer group (35 %), then 18 25 (27.5%), and 36 45 (20 %). Lower percentages are noted in the 4655 (11.25%), and over 55 (6.25 %). These findings suggest that younger consumers are more digitally active and prone to use the AI-based recommendations and predictive analytics tools that shape the buying behavior.

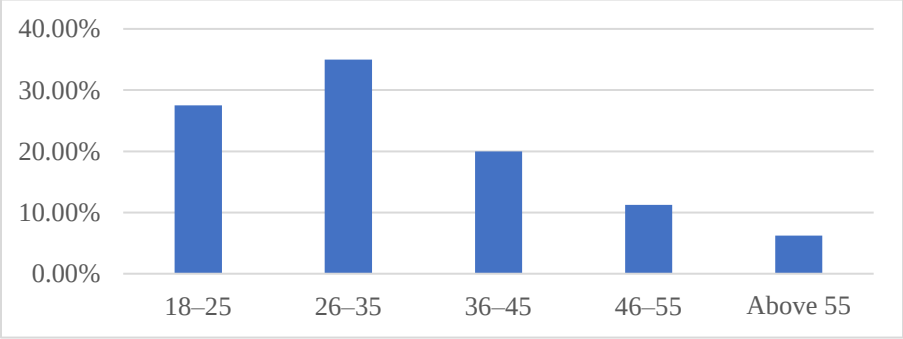

Figure 1: Graphical Representation of the percentage of Age Group Distribution of Consumers

Table 2 provides an illustration of the degree of impact of the AI-based product recommendations on consumer purchasing. The responses are divided into four levels of influence namely high influence, moderate influence, low influence and no influence. The frequency column indicates the number of consumers who report each level of influence whereas the percentage column indicates the proportion of the total sample size of 80 consumers.

Table 2: Influence of AI-Based Product Recommendations

Influence Level	**Frequency**	**Percentage**
High Influence	30	37.5%
Moderate Influence	28	35%
Low Influence	14	17.5%
No Influence	8	10%
Total	**80**	**100%**

The outcomes demonstrate that the influence on AI-based product recommendation is high (37.5 %) and moderate (35 %) among consumers. In the meantime, 17.5% had low influence, and 10% had no influence. On the whole, 72.5% of consumers indicated that they were influenced high or moderately with AI-based recommendation systems, indicating that AI-based systems contribute considerably to influencing consumer buying decisions and personalized shopping experiences.

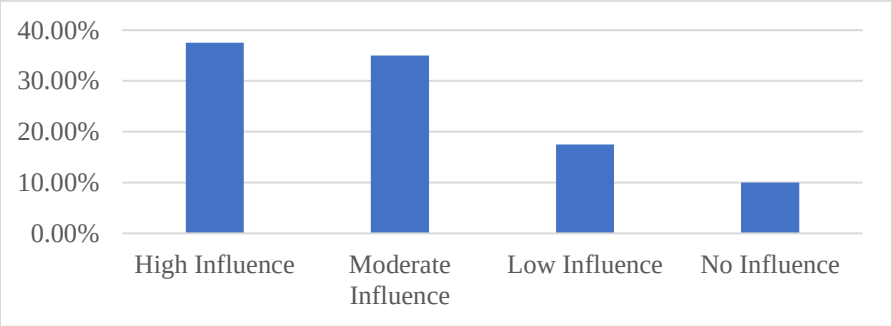

Figure 2: Graphical Representation of the percentage of Influence of AI-Based Product Recommendations

5. CONCLUSION

The article discussed the application of predictive analytics and artificial intelligence to consumer behavior studies on a systematized dataset of 80 consumer observations and descriptive statistics analysis. The results show that consumers who are younger and especially those who are aged between 26–35 and 1825 are more likely to be active in digital marketplaces and tend to be involved with AI-based recommendation systems. It is also revealed that most consumers are either strongly or reasonably influenced by AI-based product suggestions, which means that the influence of predictive analytics on the purchasing decision is substantial**.**

REFERENCES

1. Basal, M., Moulai, K., & Cetin, A. (2025). Predictive analytics for customer behavior prediction in artificial intelligence. *Economics World*, *12*(2), 142-154.
2. Choudhary, S. (2025). Predictive Analytics in Marketing: Exploring How AI Can Predict Future Customer Behavior and Trends.
3. GhorbanTanhaei, H., Boozary, P., Sheykhan, S., Rabiee, M., Rahmani, F., & Hosseini, I. (2024). Predictive analytics in customer behavior: Anticipating trends and preferences. *Results in Control and Optimization*, *17*, 100462.
4. Kumar, B. S., Elantheraiyan, P., Vasudevan, M., & Raj, R. N. (2026). Predictive Analytics for Consumer Behavior. In *AI in Consumer Analytics and Strategic Branding* (pp. 45-70). IGI Global Scientific Publishing.
5. Okeleke, P. A., Ajiga, D., Folorunsho, S. O., & Ezeigweneme, C. (2024). Predictive analytics for market trends using AI: A study in consumer behavior. *International Journal of Engineering Research Updates*, *7*(1), 36-49.
6. Segun-Falade, O. D., Osundare, O. S., Kedi, W. E., Okeleke, P. A., Ijomah, T. I., & Abdul-Azeez, O. Y. (2024). Utilizing machine learning algorithms to enhance predictive analytics in customer behavior studies. *International Journal of Scholarly Research in Engineering and Technology*, *4*(1), 001-018.

7. Sresth, V., Srivastava, A., & Nagavalli, S. P. (2021). Predictive Analytics in eCommerce: AI-Driven Insights for Market Trends and Consumer Behavior. *International Journal of AI, BigData, Computational and Management Studies*, *2*(3), 25-33.
8. Taherdoost, H., Madanchian, M., Thiebaut, R., Ramzani, S., Le, T. V., & Rafiee, A. (2026). Predictive Analytics for Consumer Behavior Insights in Marketing. In *Encyclopedia of Artificial Intelligence in Marketing* (pp. 1-10). Cham: Springer Nature Switzerland.
9. Tariq, M. U. (2025). Leveraging Data Analytics for Predictive Consumer Behavior Modelling. In *AI Impacts on Branded Entertainment and Advertising (pp. 207-224). IGI Global Scientific Publishing.*
10. Zulaikha, S., Mohamed, H., Kurniawati, M., Rusgianto, S., & Rusmita, S. A. (2025). Customer predictive analytics using artificial intelligence. *The Singapore Economic Review*, *70*(04), 1009-1020.

MACHINE LEARNING MODELS FOR AUTOMATED KNOWLEDGE DISCOVERY

Prashant Dwivedi
PH.D Research Scholar
Sikkim Skill University, Namthang , Sikkim

ABSTRACT

The blistering development of digital technologies has resulted in the fact that large amounts of data in all fields are generated, which in turn entails the necessity to find sufficient methods in order to derive valuable knowledge and insight out of complex sets of data. Machine learning has become an effective method of automated knowledge discovery as it allows systems to discern patterns, relationships and trends of large data sets. The study is grounded on a systematic data set comprising 80 reported observations connected with application of machine learning in the field of knowledge discovery systems. The percentage and frequency analysis are examples of descriptive statistical methods that were employed to analyze the distribution of machine learning models and their areas of application. The findings show that the most common machine learning model used is the neural networks with 25 % of the observations with decision trees (22.5%) and clustering algorithms (20 %). Business analytics occupies the biggest portion (27.5%) in terms of spheres of use, the second portion is taken by healthcare (22.5%), and the third portion consists of scientific research (20%). The results point to the increased importance of machine learning models in the context of automated knowledge discovery in various fields.

Keywords: *Machine Learning, Automated Knowledge Discovery, Data Mining, Neural Networks, Decision Trees.*

1. INTRODUCTION

The fast development of digital technologies has resulted in the creation of large volumes of data in the business, healthcare, educational, and scientific research industries. Advanced computational methods are increasingly being used by organizations to derive meaningful insights out of these complex datasets because the traditional methods of analysis with large-scale data are not always successful. Machine learning has come out as an effective instrument of automated knowledge discovery in this regard.

Machine learning, which is a sub-field of artificial intelligence, allows systems to detect patterns, trends, and relationships between data without the need to code them explicitly. The capabilities enable the use of data-driven decision-making processes by revealing insights that are not obvious using the traditional methods of analysis.

Automated knowledge discovery (also known as Knowledge Discovery in Databases (KDD)) is the process of deriving valuable information and hidden patterns out of large quantities of data. The machine learning models make this process possible by executing tasks like classification, clustering, prediction and anomaly detection in multiple areas including business analytics, health care and scientific research.

2. LITERATURE REVIEW

Awad and Khanna (2015) introduced the basic connection between knowledge discovery and machine learning and wrote about how intelligent learning systems might be used to handle massive data sets of data to extract patterns and helpful insights. They focused on the theoretical basis of efficient learning machines in their work and described how machine learning algorithms aid in the extraction of knowledge through the enhancement of prediction accuracy and pattern recognition. The authors emphasized the fact that machine learning methods which include classification, clustering, and regression are important in processing raw data into valuable knowledge that can aid in decision-making in engineering and computational systems.

Bifet, Holmes, and Pfahringer (2015) investigated the aspect of machine learning methods into the Knowledge Discovery in Databases (KDD) system. Their work centered on creation of scalable machine learning models that are able to run large and constantly changing datasets. The paper has noted the significance of advanced algorithms in managing big data environment and the significance of machine learning in discovering concealed patterns, tendencies as well as connections in sophisticated databases. Another issue that the authors addressed was the problems of data stream and the necessity of adaptive learning systems to enhance knowledge discovery.

Chauhan et al. (2020) examined the development of automated machine learning (AutoML) as a fresh trend of machine learning research. Their paper has investigated the role of AutoML in streamlining model selection, feature engineering, and parameter optimization, and in the process making machine learning more accessible and effective. The researchers pointed out that automated machine learning systems can considerably increase knowledge discovery by decreasing the complexity in machine learning model design. The results showed that AutoML has the promise of making the analysis of data quicker and more efficient in extracting knowledge in different industrial and technological practices.

3. RESEARCH METHODOLOGY

The research design in this study is a quantitative research design because it aims at studying the role of machine learning models in automated knowledge discovery. The quantitative method provides an opportunity to systematically analyze organized data and identify trends and distributions related to the application of machine learning methods. The study is designed on a systematic dataset, comprising 80 observations (N = 80) pertaining to the scope of machine learning applications to the discovery of knowledge in different fields.

3.1 Research Design

The research is grounded on descriptive analytical design because it involves the distribution and frequency of various machine learning methods applied to automated knowledge discovery systems.

3.2 Sample Size

The sample size that will be considered in this study is 80 observations, which will be recorded cases where machine learning models were used in the discovery of knowledge.

3.3 Data Analysis Techniques

The analysis of collected data was done by the descriptive statistical methods i.e. frequency and percentage analysis. The frequency represents the number of times each category was acted in,

whereas the percentage represents its fraction within the total sample size (N = 80). The computation of the percentage was done by the following formula: Percentage = (Frequency / Total Sample Size) x 100. Frequency and percentage tables are used to present the results to provide a clear picture of how machine learning models spread and which areas of automated knowledge discovery they are applied.

4. RESULTS AND DISCUSSION

Table 1 shows the distribution of various machine learning models applied in automated knowledge discovery in a sample of 80 observations. It can be seen that the prevalence and proportions of different machine learning methods are presented in the table, which comprises of decision trees, support vector machines, neural networks, clustering algorithms, and ensemble models.

Table 1: Distribution of Machine Learning Models Used

Machine Learning Model	**Frequency**	**Percentage**
Decision Trees	18	22.5%
Support Vector Machines	14	17.5%
Neural Networks	20	25%
Clustering Algorithms	16	20%
Ensemble Models	12	15%
Total	**80**	**100%**

The findings show that 25% (20 out of 80) of the observations are the most used machine learning model, namely the neural networks. Decision trees and clustering algorithms have 22.5% (18 observations) and 20% (16 observations) respectively. SVM is 17.5% (14 observations) and ensemble models are 15% (12 observations**)**.

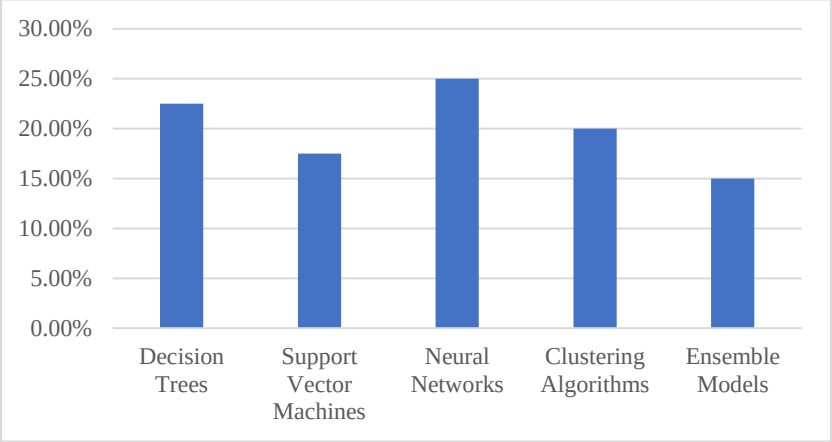

Figure 1: Graphical Representation of the Percentage of Distribution of Machine Learning Models Used

Table 2 shows the categorization of application areas where knowledge discovery techniques that are based on machine learning are used. The table shows the frequency and percentage of the number of applications in five key areas, namely business analytics, healthcare, scientific research, finance, and education.

Table 2: Application Domains of Knowledge Discovery

Application Domain	**Frequency**	**Percentage**
Business Analytics	22	27.5%
Healthcare	18	22.5%
Scientific Research	16	20%
Financial Services	14	17.5%
Education	10	12.5%
Total	**80**	**100%**

According to the results, the largest application domain is business analytics with 27.5% (22 observations), then it is healthcare with 22.5% (18 observations). Scientific research is covering 20% (16 observations), and financial services is covering 17.5% (14 observations). The least proportion is in the education sector with 12.5% (10 observations**)**.

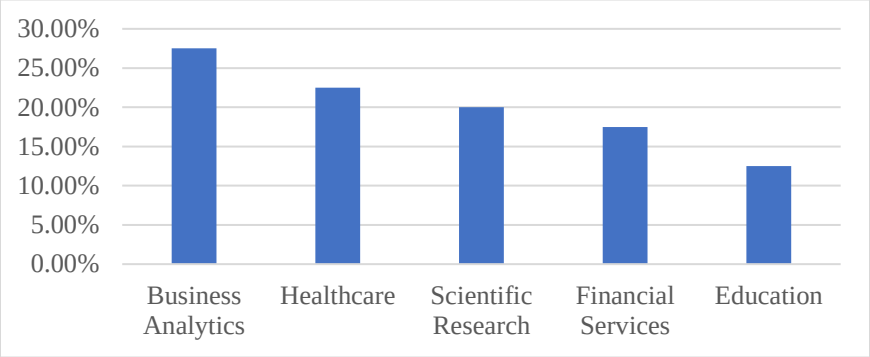

Figure 2: Graphical Representation of the Percentage of Application Domains of Knowledge Discovery

5. CONCLUSION

Machine learning is also essential as a tool of automated knowledge discovery since it allows analyzing large amounts of data and revealing latent patterns that can be used to make informed decisions. The research concludes that neural networks are the most popular machine learning model, as it is supported by the techniques of decision-making, predicting, and pattern recognition by decision trees and clustering algorithms. It is also revealed that knowledge discovery based on machine learning is implemented in a variety of industries and business analytics is the most popular field, other areas are medical and scientific research.

REFERENCES

1. Awad, M., & Khanna, R. (2015). Machine learning and knowledge discovery. In *Efficient Learning Machines: Theories, Concepts, and Applications for Engineers and System Designers* (pp. 19-38). Berkeley, CA: Apress.
2. Bifet, A., Holmes, G., & Pfahringer, B. (2015). *Machine learning and knowledge discovery in databases*. Springer International Publishing AG.
3. Chauhan, K., Jani, S., Thakkar, D., Dave, R., Bhatia, J., Tanwar, S., & Obaidat, M. S. (2020, March). Automated machine learning: The new wave of machine learning. In *2020 2nd international conference on innovative mechanisms for industry applications (ICIMIA)* (pp. 205-212). IEEE.

4. Janowicz, K., Gao, S., McKenzie, G., Hu, Y., & Bhaduri, B. (2020). GeoAI: spatially explicit artificial intelligence techniques for geographic knowledge discovery and beyond. *International Journal of Geographical Information Science*, *34*(4), 625-636.
5. Karpatne, A., Kannan, R., & Kumar, V. (Eds.). (2022). *Knowledge guided machine learning: Accelerating discovery using scientific knowledge and data*. CRC Press.
6. Oliveira Jr, O. N., & Oliveira, M. C. F. (2022). Materials discovery with machine learning and knowledge discovery. *Frontiers in chemistry*, *10*, 930369.
7. Rakhshani, H., Latard, B., Brévilliers, M., Weber, J., Lepagnot, J., Forestier, G., ... & Idoumghar, L. (2020, July). Automated machine learning for information retrieval in scientific articles. In *2020 IEEE Congress on Evolutionary Computation (CEC)* (pp. 1-7). IEEE.
8. Shu, X., & Ye, Y. (2023). Knowledge Discovery: Methods from data mining and machine learning. *Social Science Research*, *110*, 102817.
9. Sufi, F. K., & Alsulami, M. (2021). Knowledge discovery of global landslides using automated machine learning algorithms. *IEEE Access*, *9*, 131400-131419.
10. Yao, Q., Wang, M., Chen, Y., Dai, W., Li, Y. F., Tu, W. W., ... & Yu, Y. (2018). Taking human out of learning applications: A survey on automated machine learning. *arXiv preprint arXiv:1810.13306*, *31*.

AI-BASED PREDICTIVE MODELING IN BOTANICAL RESEARCH AND CONSERVATION

Manisha Kumari
PH.D (Botany) Research Scholar
Sikkim Skill University, Sikkim

ABSTRACT

The loss of biodiversity in plants at a very fast rate and the rising environmental pressures has given rise to a necessity of high-tech methodology in botanical research and conservation. The given research investigates the application of predictive modelling based on AI technology to botanical studies through the quantitatively oriented study of secondary sources (academic literature, ecological databases, conservation reports, etc.). The results demonstrate that species distribution prediction is the most widespread use of AI, then there are plant disease detection, biodiversity monitoring, habitat suitability modelling, automated plant identification, and climate change impact prediction. Machine learning algorithms are the most popular in terms of techniques, then deep learning models, neural networks, image recognition systems, predictive ecological modelling, and remote sensing based on AI.

Keywords: *Artificial Intelligence, Predictive Modelling, Botanical Research, Biodiversity Conservation, Machine Learning.*

1. INTRODUCTION

The focus on botanical research and conservation has been gaining more and more significance nowadays within the framework of a fast loss of biodiversity, climate change, and the anthropogenic destruction of the environment. Plant species establish the basis of terrestrial ecosystems, which have ecological stability, food security, and medicinal resources as well as economic value. Nevertheless, the rising deforestation rate, habitat loss, invasive species, and climatic changes have endangered the existence of many plant species. Although traditional forms of botanical research are helpful, they are usually limited in terms of time, scale, and complexity of working with complex ecological data. The concept of artificial intelligence (AI) has become an influential technological resource that can change the world of plant science and conservation practices in this regard.

Using AI-based predictive modeling can allow the researcher to handle big and complicated data, discover the latent patterns, and predict ecological changes more accurately. Machine learning, neural networks, and deep learning algorithms can process large datasets of ecological data, such as climate variables, soil properties, satellite images and species distribution records. Combining such varied data, AI models can forecast the patterns of species distribution, identify their biodiversity hotspots, diagnose plant diseases and estimate how climate change would influence plant ecosystems.

The adoption of AI in the botanical studies is especially useful in conservation planning. Predictive models also assist to identify endangered species, estimate habitat suitability as well as those areas that demand urgent conservation interventions. These models assist the decision-makers with the data-driven information to maintain the biodiversity, restore, and manage the environment in a sustainable way.

2. LITERATURE REVIEW

Amara, Bouaziz, and Algergawy (2017) investigated the use of deep learning methods in detection of plant diseases based on image data. Their work suggested a convolutional neural network (CNN) which was aimed at detecting plant diseases through leaf images in an automatic way. The researchers showed that deep learning algorithms are able to analyze complex visual patterns successfully and identify healthy and diseased plants with high accuracy. The results demonstrate the opportunities of artificial intelligence in enhancing early disease detection in plants, which could greatly contribute to crop protection and facilitate botanical and sustainable agricultural and botanical research activities.

Beery, Morris, and Yang (2021) offered a general overview of species distribution modeling in terms of machine learning. The article explored the use of machine learning algorithms to forecast the distribution of species through examination of environmental variables, ecological data and geographic information systems. The authors explained the merits of different modeling methods including the random forests, gradient boosting, and neural networks to forecast biodiversity trends. Their review emphasizes that machine learning based species distribution models can be

used to inform conservation planning to identify biodiversity hotspots and forecast how species distributions will evolve in response to environmental stressors like climate change and habitat loss.

Ferentinos (2018) examined how deep learning models could be used to detect and diagnose plant diseases by relying on image classification methods. The authors used various convolutional neural network models that were trained using large datasets of plant leaf images with various crop species and disease conditions. The findings have shown, that the deep learning models were very successful in terms of classification, thus, making them very appropriate in the context of automated plant disease detection systems. The study also highlighted the fact that AI-based diagnostic tools could be useful in monitoring the health of plants with greater efficiency by researchers, farmers, and conservationists.

3. RESEARCH METHODOLOGY

In this section, the methodological framework to be used in the study in the role of AI-based predictive modeling in botanical research and conservation is described. It describes the research design and data sources, sample size and methods of analysis employed in the study. The methodology is designed in such a way that the systematic and objective analysis of the application of artificial intelligence technologies in different fields of botanical science is conducted.

3.1 Research Design

The research design of the study is quantitative research design as it aims to investigate the use of AI-based predictive modeling in botanical study and conservation. In this way, trends and patterns could be analyzed systematically in the case of AI applications in the areas of species prediction, biodiversity monitoring, plant disease detection, and habitat suitability analysis. The study is grounded in the purely secondary data, as the authors draw on the studies of academic articles, ecological databases, conservation reports, books, and other academic information sources on artificial intelligence and botanical researches.

3.2 Sample Size

In the quantitative analysis, the study is based on 110 observations that will be documented cases where AI based predictive modeling has been used in botanical research and conservation. Such observations were classified into major fields of application which include the distribution prediction of species, detection of plant diseases, biodiversity observation, habitat suitability modeling, automated plant identification and climate change impact prediction.

4. RESULTS AND DISCUSSION

Table 1 shows the frequency of the most significant application fields of the artificial intelligence in botanical research and conservation using total sample size of 110 observations. The table classifies the various AI applications which include species distribution prediction, plant diseases, biodiversity, habitat suitability models, automated species identification and prediction of climate change impacts.

Table 1: Major Applications of AI in Botanical Research

Application Area	**Frequency**	**Percentage**
Species Distribution Prediction	28	25.45%
Plant Disease Detection	22	20.00%
Biodiversity Monitoring	20	18.18%
Habitat Suitability Modeling	18	16.36%
Automated Plant Identification	14	12.73%
Climate Change Impact Prediction	8	7.27%
Total	**110**	**100%**

These findings show that the prediction of species distribution has the most frequency of 28 observations (25.45%), which is then followed by plant disease detection that has 22 observations (20.00%). The number of observations made in biodiversity monitoring is 20 (18.18%), and in habitat suitability modeling, it is 18 (16.36%). Automated plant identification comprises 14

observations (12.73%), and climate change impact prediction has the least number of observations at 8 observations (7.27%), demonstrating the relatively new nature of the field in botanical studies and conservation.

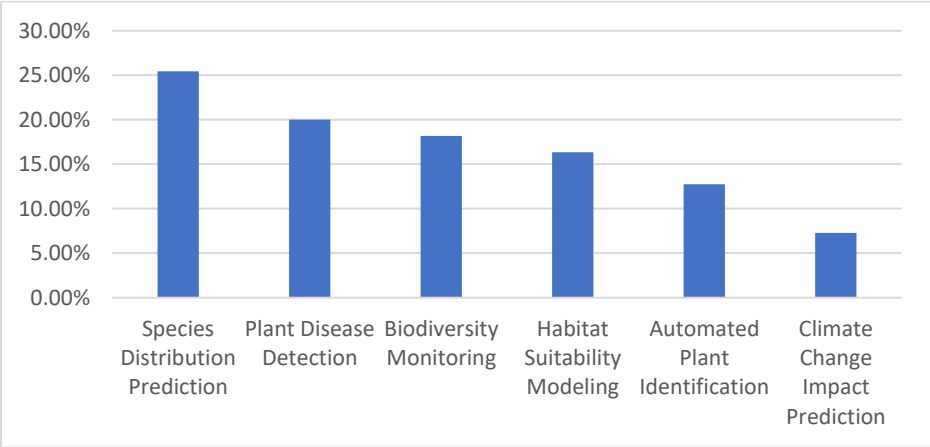

Figure 1: Graphical Representation of the Percentage of Major Applications of AI in Botanical Research

The percentage distribution of major AI application in the botanical research is graphically indicated in Figure 1. As can be seen in the graphic representation, species distribution prediction and plant disease detection are the biggest parts of the chart, which means they take the biggest part in AI-based botanical research.

Table 2 shows the various artificial intelligence methods that are applied in botanical studies and conservation. There are categories that are presented in the table like machine learning algorithms, deep learning models, neural networks, image recognition systems, predictive ecological modeling, and AI-supported remote sensing.

Table 2: AI Techniques Used in Botanical Research and Conservation

AI Technique Used	Frequency	Percentage
Machine Learning Algorithms	30	27.27%
Deep Learning Models	24	21.82%
Neural Networks	20	18.18%

Image Recognition Systems	18	16.36%
Predictive Ecological Modeling	12	10.91%
Remote Sensing with AI	6	5.45%
Total	**110**	**100%**

The results show that the most common type of AI algorithm used is machine learning models with 30 observations (27.27%), and next comes deep learning models with 24 observations (21.82%). The number of observations considered by neural networks is 20 (18.18%), and the image recognition systems are 18 (16.36%). The highest number of observations (10.91 percent) are in the field of predictive ecological modeling, and remote sensing with the use of AI has the least share (5.45 percent), indicating its new application in large scale environmental monitoring.

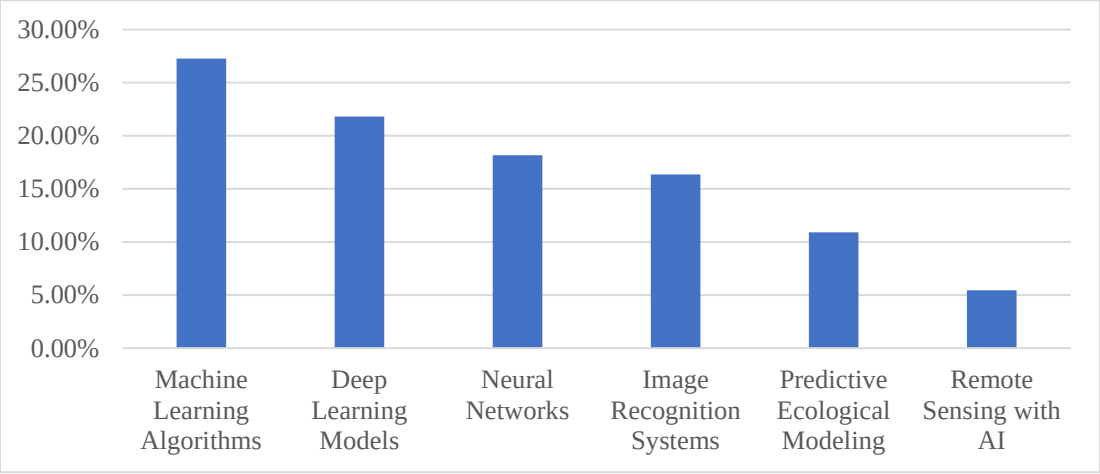

Figure 2: Graphical Representation of the Percentage of AI Techniques Used in Botanical Research and Conservation

The distribution of AI techniques applied in botanical research and conservation is presented in figure 2 as a percentage. This chart shows that machine learning algorithms occupy the first position with deep learning models and neural networks at the second and third places respectively, indicating that more sophisticated computational techniques are extensively used in botanical research. Image recognition technologies are also significant in identification of plants.

5. CONCLUSION

Artificial intelligence has now emerged as a significant technological asset to botanical research and conservation and aids in plant science and biodiversity preservation by predicting outcomes with a sophisticated model. This quantitative research study is based on the secondary data analysis, and it indicates that AI is most commonly used in the field of species distribution prediction (28; 25.45%), detecting plant diseases (22; 20.00%), and biodiversity monitoring (20; 18.18%), then there comes habitat suitability modeling (18; 16.36%), automated plant identification (14; 12.73%), and predicting the impact of climate change (8; 7.27%). The AI techniques analysis shows that machine learning algorithms (30; 27.27) are the most popular approach, next are deep learning models (24; 21.82%), neural networks (20; 18.18%) and image recognition systems (18; 16.36%), and predictive ecological modeling (12; 10.91%) and image recognition systems (12; 10.91%) are also an emerging approach.

REFERENCES

1. Amara, J., Bouaziz, B., & Algergawy, A. (2017). A deep learning-based approach for plant disease detection. *Proceedings of the International Conference on Advanced Machine Learning Technologies and Applications*, 655–665.
2. Beery, S., Morris, D., & Yang, S. (2021). Species distribution modeling for machine learning practitioners: A review. *ACM Computing Surveys, 54*(7), 1–38.
3. Ferentinos, K. P. (2018). Deep learning models for plant disease detection and diagnosis. *Computers and Electronics in Agriculture, 145*, 311–318.
4. Golhani, K., Balasundram, S. K., Vadamalai, G., & Pradhan, B. (2018). A review of neural networks in plant disease detection using hyperspectral data. *Information Processing in Agriculture, 5*(3), 354–371.
5. Mahlein, A. K., Barbedo, J. G. A., Chiang, K. S., Del Ponte, E. M., & Bock, C. H. (2024). From detection to protection: The role of optical sensors, robots, and artificial intelligence in modern plant disease management. *Phytopathology, 114*(8), 1–25.

6. Mahmoud, A. R., El-Sayed, A., & Hassan, M. (2024). Performance evaluation of species distribution modeling techniques for conservation planning under climate change. *Ecological Informatics*.
7. Nyawose, T., & Celik, T. (2025). A review on the detection of plant disease using machine learning and deep learning approaches. *Agriculture*.
8. Upadhyay, A., Singh, A., & Sharma, P. (2025). Deep learning and computer vision in plant disease detection: A comprehensive review. *Artificial Intelligence Review*.
9. Wang, F., Yuan, X., Sun, Y., & Liu, Y. (2024). Species distribution modeling based on MaxEnt to inform biodiversity conservation. *Ecological Indicators, 158*, 111491.
10. Zbinden, R., Zimmermann, N. E., & Pellissier, L. (2023). Predicting species distributions with machine learning methods for ecological conservation. *Ecological Informatics, 72*, 101878.

REIMAGINING ASSESSMENT: THE ROLE OF AI IN ACADEMIC EVALUATION AND FEEDBACK

Akanksha
PH.D Research Scholar
Sikkim Skill University, Namthang , Sikkim

ABSTRACT

The rapid advancement of artificial intelligence (AI) is transforming academic assessment and feedback by addressing limitations of traditional evaluation methods such as time-consuming grading, delayed feedback, and subjectivity. This study examines the role of AI in improving academic evaluation through a quantitative analysis based on secondary academic sources. A sample size of 80 observations from relevant literature was analyzed using frequency and percentage methods to identify key AI applications in assessment systems. The findings show that automated grading systems (25%) are the most common application, followed by personalized feedback systems (22.5%), learning analytics and performance prediction (20%), adaptive assessments (17.5%), and plagiarism detection tools (15%). In terms of assessment tasks, essay evaluation (22.5%), quiz grading (21.25%), automated feedback (20%), programming assessment (18.75%), and student performance monitoring (17.5%) represent major areas of AI use.

Keywords: *Artificial Intelligence, Academic Assessment, Automated Grading, Learning Analytics, Educational Technology*

1. INTRODUCTION

Assessment plays a central role in education because it measures learning outcomes, guides teaching practices, and provides feedback that supports student development. Traditional assessment methods such as written examinations, manual grading, and delayed feedback have long been used in educational institutions. However, these methods often suffer from limitations including time-consuming evaluation processes, subjectivity in grading, delayed feedback to learners, and difficulty in handling large volumes of student submissions. With the rapid expansion of digital education and large-scale learning environments, particularly in higher education and online learning platforms, the demand for efficient, scalable, and objective evaluation methods has increased significantly.

Artificial Intelligence (AI) has emerged as a transformative technology capable of addressing many of the challenges associated with traditional assessment systems. AI technologies such as machine learning, natural language processing, and data analytics are increasingly being integrated into academic environments to automate grading, analyze student performance, and provide personalized feedback. AI-driven assessment tools can evaluate essays, short answers, and coding assignments, while also identifying patterns in student learning behavior. These systems can generate immediate feedback, helping learners improve their understanding and learning strategies in real time.

2. LITERATURE REVIEW

Miller (2024) examined how the increasing integration of artificial intelligence was transforming the responsibilities of assessment professionals in educational institutions. The study discussed the need to adapt traditional evaluation practices to accommodate AI-driven assessment tools and digital learning environments. It highlighted that AI technologies could automate grading processes, analyze learning data, and provide rapid feedback to students. The research emphasized that assessment professionals needed to redesign evaluation strategies to ensure fairness, transparency, and reliability in AI-supported assessment systems.

Dollinger and Nieminen (2026) explored the concept of equitable assessment practices in the context of artificial intelligence in higher education. The study analyzed how AI technologies were influencing the understanding of academic success and failure and argued that assessment systems needed to be reimagined to maintain fairness and inclusivity. The authors highlighted that AI-assisted evaluation could support more flexible and adaptive assessment approaches while also raising concerns regarding bias, transparency, and ethical accountability in automated decision-making.

Khlaif, Alkouk, Salama, and Abu Eideh (2025) proposed a framework for redesigning assessments in AI-enhanced learning environments, particularly in the era of generative artificial intelligence. Their study emphasized that educators needed to shift from traditional testing methods toward more innovative assessment strategies that integrated AI tools. The research

suggested that AI could support continuous assessment, personalized feedback, and improved monitoring of student learning progress. The framework developed in the study aimed to guide educators in designing assessment systems that effectively utilize AI while maintaining academic integrity and pedagogical effectiveness.

3. RESEARCH METHODOLOGY

This section explains the methodological framework used to examine the role of artificial intelligence in academic evaluation and feedback. The study adopts a structured quantitative approach to systematically analyze how AI technologies are applied in modern assessment systems. By using secondary academic sources and applying statistical techniques such as frequency and percentage analysis, the methodology enables the identification of major patterns and trends in AI-driven evaluation practices.

3.1 Research Design

The study uses a quantitative research design to analyze the role of artificial intelligence in academic evaluation and feedback. It relies on secondary academic sources rather than primary data collection to identify trends in AI applications in assessment systems. A descriptive analytical approach is used to examine the frequency and distribution of AI-based assessment practices in existing literature.

3.2 Sample Size

For the purpose of quantitative analysis, the study uses a sample size of 80 observations derived from the reviewed literature. Each observation represents a documented instance or reported application of artificial intelligence in academic evaluation or feedback systems identified in the selected academic sources.

3.3 Data Analysis Techniques

The data were analyzed using **frequency and percentage analysis** to identify how often different AI applications appear and their relative distribution. This approach helps determine the most

prominent areas where artificial intelligence influences academic evaluation and feedback systems.

4. RESULT AND DISCUSSION

Table 1 presents the distribution of different application areas of artificial intelligence in academic assessment systems. The data are categorized into five major areas, including automated grading systems, personalized feedback systems, learning analytics and performance prediction, adaptive assessment systems, and plagiarism detection with academic integrity monitoring.

Table 1: Applications of AI in Academic Assessment

AI Application Area	**Frequency**	**Percentage**
Automated Grading Systems	20	25%
Personalized Feedback Systems	18	22.5%
Learning Analytics and Performance Prediction	16	20%
Adaptive Assessment Systems	14	17.5%
Plagiarism Detection and Academic Integrity Monitoring	12	15%
Total	**80**	**100%**

The results show that automated grading systems are the most common AI application in academic assessment (25%), followed by personalized feedback (22.5%) and learning analytics for performance prediction (20%). Adaptive assessments (17.5%) and plagiarism detection (15%) also contribute to improving evaluation processes. Overall, AI is enhancing assessment by increasing grading efficiency, supporting personalized learning, and promoting academic integrity.



Figure 1: Graphical Representation of the Percentage of Applications of AI in Academic Assessment

Figure 1 provides a graphical representation of the percentage distribution of different AI applications in academic assessment. The chart visually highlights the dominance of automated grading systems, followed by personalized feedback systems and learning analytics. The graphical representation makes it easier to compare the relative importance of each application area.

Table 2 illustrates the distribution of artificial intelligence usage across different types of academic assessment tasks. The table categorizes AI applications into five major task areas: essay and written assignment evaluation, objective test and quiz grading, programming and technical assignment evaluation, student performance monitoring and progress tracking, and automated feedback on learning activities.

Table 2: AI Usage Across Different Academic Assessment Tasks

Assessment Task Type	**Frequency**	**Percentage**
Essay and Written Assignment Evaluation	18	22.5%
Objective Test and Quiz Grading	17	21.25%
Programming and Technical Assignment Evaluation	15	18.75%
Student Performance Monitoring and Progress Tracking	14	17.5%
Automated Feedback on Learning Activities	16	20%
Total	**80**	**100%**

The findings show that essay evaluation (22.5%) is the most common AI application in assessment tasks, followed by quiz grading (21.25%) and automated feedback (20%). Programming assessment (18.75%) and performance monitoring (17.5%) also play important roles. Overall, AI supports faster grading, progress tracking, and effective feedback in academic assessment.

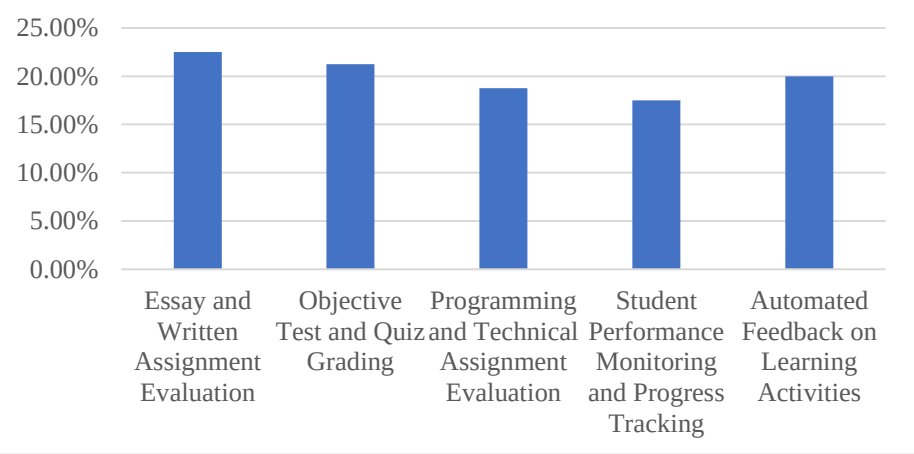

Figure 2: Graphical Representation of the Percentage of AI Usage Across Different Academic Assessment Tasks

Figure 2 presents the graphical representation of AI usage across different academic assessment tasks. The chart clearly demonstrates that essay evaluation and objective test grading are among the most common areas where AI technologies are implemented. The visual comparison also shows that automated feedback and performance monitoring play significant roles in supporting continuous learning assessment.

5. CONCLUSION

Artificial intelligence is significantly transforming academic evaluation and feedback by enhancing the efficiency, objectivity, and personalization of assessment processes. The study shows that automated grading, personalized feedback, and learning analytics are the most prominent AI applications in academic assessment, while adaptive assessments and plagiarism detection also contribute to improving evaluation accuracy and academic integrity. AI is widely used across tasks such as essay evaluation, quiz grading, automated feedback, programming

assessment, and student performance monitoring, enabling faster grading and continuous learning support.

REFERENCES

1. Miller, W. (2024). Adapting to AI: Reimagining the role of assessment professionals. *Intersection: A Journal at the Intersection of Assessment and Learning*, *5*(4), 99-113.
2. Dollinger, M., & Nieminen, J. H. (2026). Reimagining Success and Failure: Equitable Assessment Practices in an Age of Artificial Intelligence. *Journal of University Teaching and Learning Practice*, *23*(1).
3. Khlaif, Z. N., Alkouk, W. A., Salama, N., & Abu Eideh, B. (2025). Redesigning assessments for AI-enhanced learning: A framework for educators in the generative AI era. *Education Sciences*, *15*(2), 174.
4. Blaise, R. (2024). Artificial Intelligence and Education: Reinventing Learning and Assessment. *American Research Journal of Humanities Social Science (ARJHSS)*, *7*(8), 1-8.
5. Farina, A. (2024). Rethinking assessment and feedback: Adapting evaluation methods for the age of artificial intelligence (AI). *ChatGPT and global higher education: Using artificial intelligence in teaching and learning*, 206.
6. Perkins, M., Roe, J., & Furze, L. (2025). Reimagining the artificial intelligence assessment scale: a refined framework for educational assessment. *Journal of University Teaching and Learning Practice*, *22*(7), 1-26.
7. Matheis, P., & John, J. J. (2024). Reframing assessments: Designing authentic assessments in the age of generative AI. In *Academic integrity in the age of artificial intelligence* (pp. 139-161). IGI Global Scientific Publishing.
8. Overono, A. L., & Ditta, A. S. (2025). The rise of artificial intelligence: A clarion call for higher education to redefine learning and reimagine assessment. *College Teaching*, *73*(2), 123-126.
9. Bearman, M., & Luckin, R. (2020). Preparing university assessment for a world with AI: Tasks for human intelligence. In *Re-imagining university assessment in a digital world* (pp. 49-63). Cham: Springer International Publishing.
10. Arar, K., Tlili, A., Schunka, L., Salha, S., & Saiti, A. (2025). Reimagining educational leadership and management through artificial intelligence: An integrative systematic review. *Leadership and Policy in Schools*, *24*(1), 4-26.

ARTIFICIAL INTELLIGENCE IN SCIENTIFIC DISCOVERY: ACCELERATING KNOWLEDGE IN PHYSICS

Narendra Kesana
PH.D Research Scholar
Sikkim Skill University, Namthang , Sikkim

ABSTRACT

Artificial Intelligence (AI) has become an effective means of facilitating the rapidity of scientific discovery in various scientific fields, especially in physics where the growth of huge and intricate datasets is accomplished by means of experiments, concepts, and observational investigations. This paper will study the applications of AI in knowledge discovery research in physics by exploring trends in AI use in various fields of research. The study takes the quantitative approach through secondary data gathered using academic publications and research reports. Frequency and percentage were used to examine a dataset of 80 recorded cases of AI applications in physics research. The findings show that the largest percentage (22.5) of AI applications is in the field of particle physics, then in astrophysics and cosmology (20%), quantum physics (18.75%), and materials science (17.5%). Also, the review reveals that machine learning (30) and deep learning (22.5%) are the most popular AI methods used in the field of physics, as these tools have high capabilities in handling large and complex data sets.

Keywords: *Artificial Intelligence, Scientific Discovery, Physics Research, Machine Learning, Deep Learning.*

1. INTRODUCTION

The basis of scientific discovery has always been theoretical reasoning, experimentation, and mathematical modelling. Modern physics has, however, posed challenges to the rapid expansion of data that require more than traditional methods of analysis that can be done effectively. Disciplines like particle physics, astrophysics, quantum mechanics, and materials science produce enormous data sets in the form of experiments, simulations, and observational tools. These data cannot be processed and interpreted without the use of sophisticated computation tools that can see patterns and derive meaningful information.

Machine learning and deep learning, known as Artificial Intelligence (AI) have become an innovative technology that can hasten the process of scientific discovery. Complex datasets can be analyzed by AI systems, unknown correlations may be identified, experimental processes can be automated, predictive models created which can help physicists develop new theories and provide evidence to test existing experimental evidence. In particle physics AI algorithms are applied to find rare interactions involving particles based on large volumes of data generated by high-energy experiments. In astrophysics, AI aids in classifications of galaxies, detecting the presence of gravitational waves, and studying cosmic events. Equally, in condensed matter physics and materials science, AI is used to discover materials with new desired physical characteristics by predicting of molecular structures and interactions.

2. LITERATURE REVIEW

Bianchini, Müller, and Pelletier (2022) analyzed the increasing use of artificial intelligence in scientific studies and contended that artificial intelligence had started to act as a generic way of invention in contemporary science. Their research pointed out the fact that AI systems could crunch big data, uncover hidden trends, and formulate new hypotheses which could be used to discover science. The authors also stressed that AI-based analytical apps had greatly enhanced the efficiency that research methods in various fields of science had, such as physics.

Coccia (2024) explored the intersection of artificial intelligence and quantum technologies and examined the ways in which this combination led to the accelerated evolution of technology. The research article described that more and more complex quantum systems were analyzed with the help of AI methods, which allowed scientists to model quantum processes to a better extent and optimize experimental results. The results indicated that AI and quantum technologies could have a beneficial effect on the sphere of innovation and broaden the horizons of scientific knowledge in the field of physics.

Haque (2025) examined how artificial intelligence has revolutionized the field of contemporary physics. The paper has talked about the application of AI algorithms to the interpretation of complex physical data, modeling of physical experimentation and helping to discover new physical

phenomena. The author found that the use of AI technologies had considerably accelerated the rate of scientific discoveries in the field of physics through the introduction of new methods of conducting computational analysis and solving problems automatically.

3. RESEARCH METHODOLOGY

This section gives a description of the methodological framework applied in studying the role of Artificial Intelligence in hastening scientific discovery in physics. The research methodology implemented in the current study is the quantitative one, as it allows examining trends in the use of AI technologies in various fields of physics. The study does not gather the primary data using surveys or experiments but uses the secondary data in the form of scholarly publications, research reports, and academic databases.

3.1 Research Design

This paper will use a quantitative research design to explore how Artificial Intelligence (AI) can help in speeding up the scientific breakthrough in the field of physics. The quantitative methodology is suitable due to the ability to measure and analyze patterns, distributions, and trends in the usage of AI technologies in different spheres of physics in a systematic way.

3.2 Sample Size

To be able to analyze it, a sample of 80 reported applications of AI in physics research was created. Every case is single research or reported project whereby Artificial Intelligence methods, including machine learning, deep learning, or data-driven algorithms, have been used to solve scientific challenges in physics.

3.3 Data Analysis Techniques

The study employs descriptive statistical methods, particularly frequency and percentage analysis, to examine the distribution of AI applications across different physics domains. Frequency values represent the number of observed cases in each category, while percentages illustrate the proportional representation of each category relative to the total sample size.

4. RESULTS AND DISCUSSION

Table 1 presents the distribution of Artificial Intelligence applications across different fields of physics based on a total sample size of 80 documented research cases. The table shows the frequency and percentage of AI usage in various domains including particle physics, astrophysics and cosmology, quantum physics, materials science and condensed matter physics, experimental physics automation, and theoretical physics modelling.

Table 1: AI Applications in Different Fields of Physics

Field of Physics	**Frequency**	**Percentage (%)**
Particle Physics	18	22.5
Astrophysics and Cosmology	16	20.0
Quantum Physics	15	18.75
Materials Science and Condensed Matter Physics	14	17.5
Experimental Physics Automation	10	12.5
Theoretical Physics Modeling	7	8.75
Total	**80**	**100**

The results show that particle physics has the highest share of AI applications with 18 cases (22.5%), mainly due to the need to analyze large datasets from high-energy experiments. Astrophysics and cosmology follow with 16 cases (20%), where AI supports the analysis of astronomical data and detection of cosmic phenomena. Quantum physics accounts for 15 cases (18.75%), reflecting the use of AI in solving complex quantum systems and improving quantum computing processes.

Similarly, materials science and condensed matter physics represent 14 cases (17.5%), highlighting AI's role in predicting material properties and accelerating new material discovery. Experimental physics automation contributes 10 cases (12.5%), showing the use of AI in optimizing and automating laboratory experiments. Theoretical physics modeling records the lowest proportion with 7 cases (8.75%), indicating that AI applications in this area are still developing.

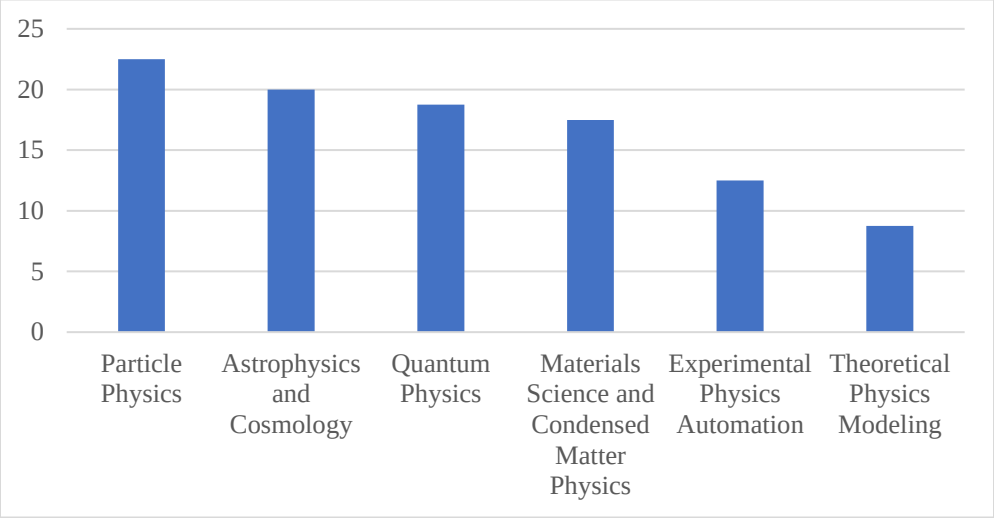

Figure 1: Graphical Representation of the Percentage of AI Applications in Different Fields of Physics

Table 2 illustrates the different types of Artificial Intelligence techniques used in physics research based on the analyzed sample of 80 studies. The table categorizes AI methods into machine learning algorithms, deep learning models, neural networks, reinforcement learning, data mining and pattern recognition, and hybrid AI models. The frequency and percentage values indicate how commonly each AI technique is applied in physics research.

Table 2: Types of Artificial Intelligence Techniques Used in Physics

AI Technique Used	**Frequency**	**Percentage (%)**
Machine Learning Algorithms	24	30.0
Deep Learning Models	18	22.5
Neural Networks	14	17.5
Reinforcement Learning	10	12.5
Data Mining and Pattern Recognition	8	10.0
Hybrid AI Models	6	7.5
Total	**80**	**100**

The results show that machine learning (30%) and deep learning (22.5%) are the most widely used AI techniques in physics research, mainly due to their ability to analyze complex and large datasets. Neural networks (17.5%) are used for predictive simulations and modeling physical systems, while reinforcement learning (12.5%) supports experiment optimization and automated decision-making. Data mining (10%) and hybrid AI models (7.5%) also contribute by identifying hidden patterns and improving analytical accuracy.

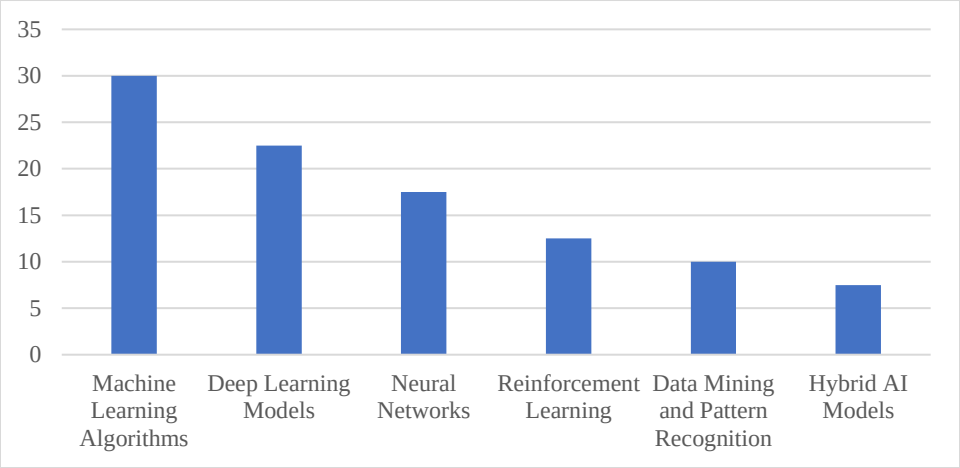

Figure 2: Graphical Representation of the Percentage of Types of Artificial Intelligence Techniques Used in Physics

5. CONCLUSION

Artificial Intelligence has become a significant technological advancement transforming the process of scientific discovery in physics. The findings of this study show that AI technologies are increasingly integrated across various branches of physics to support data analysis, predictive modeling, and automated experimentation. The quantitative analysis of 80 documented cases indicates that AI applications are most prominent in particle physics, astrophysics, and quantum physics, where large datasets and complex computational challenges are common. The study also highlights that machine learning and deep learning are the most widely used techniques due to their ability to efficiently process large and high-dimensional datasets, while other methods such

as neural networks, reinforcement learning, and data mining also contribute to predictive simulations and experimental optimization.

REFERENCES

1. Bianchini, S., Müller, M., & Pelletier, P. (2022). Artificial intelligence in science: An emerging general method of invention. *Research Policy*, *51*(10), 104604.
2. Coccia, M. (2024). Converging artificial intelligence and quantum technologies: Accelerated growth effects in technological evolution. *Technologies*, *12*(5), 66.
3. Haque, M. A. (2025). Revolutionizing Physics: The Role of Artificial Intelligence in Modern Scientific Discoveries. *British Journal of Physics Studies*, *3*(1), 12-21.
5. Iten, R. (2023). *Artificial Intelligence for Scientific Discoveries: Extracting Physical Concepts from Experimental Data Using Deep Learning*. Springer Nature.
6. Karpatne, A., Kannan, R., & Kumar, V. (Eds.). (2022). *Knowledge guided machine learning: Accelerating discovery using scientific knowledge and data*. CRC Press.
7. Sakamoto, H. (2025). AI HAS BEEN ACCELERATING NEW DISCOVERIES OF NATURAL SCIENCES.
8. Toner-Rodgers, A. (2024). Artificial intelligence, scientific discovery, and product innovation. *arXiv preprint arXiv:2412.17866*.
9. Vanschoren, J. (2023). Democratising artificial intelligence to accelerate scientific discovery. *Artificial Intelligence in Science*, 224.
10. Wang, H., Fu, T., Du, Y., Gao, W., Huang, K., Liu, Z., ... & Zitnik, M. (2023). Scientific discovery in the age of artificial intelligence. *Nature*, *620*(7972), 47-60.

AI AND GEOSPATIAL KNOWLEDGE CREATION THROUGH GIS AND REMOTE SENSING

Prateek Kumar Tiwari
PH.D Research Scholar
Sikkim Skill University, Namthang, Sikkim

ABSTRACT

The integration of Artificial Intelligence (AI) with Geographic Information Systems (GIS) and remote sensing technologies has significantly transformed the process of geospatial knowledge creation. Traditional geospatial analysis relied heavily on manual interpretation of satellite imagery and spatial datasets, which often required extensive time and expert intervention. However, the emergence of AI techniques such as machine learning, deep learning, and automated pattern recognition has enhanced the capability to process large-scale spatial data efficiently. This study investigates the role of AI in generating geospatial knowledge through GIS and remote sensing technologies. The research adopts a quantitative research design based on secondary data collected from published academic articles, geospatial databases, and research reports. A sample of 70 documented applications of AI in GIS and remote sensing was analyzed using frequency and percentage methods. The results indicate that AI applications are widely used in land-use classification, environmental monitoring, disaster management, and urban planning.

Keywords: *Artificial Intelligence, GIS, Remote Sensing, Geospatial Knowledge, Machine Learning, Spatial Analytics*

1. INTRODUCTION

Geospatial information has become a fundamental component in modern scientific research, environmental management, and policy planning. Geographic Information Systems (GIS) and remote sensing technologies have long been used to collect, store, analyze, and visualize spatial data related to Earth's surface. These technologies enable researchers and decision-makers to understand spatial patterns, monitor environmental changes, and evaluate geographic phenomena across different spatial scales.

In recent decades, the volume of geospatial data has increased significantly due to the advancement of satellite technologies, unmanned aerial vehicles (UAVs), sensor networks, and global positioning systems. The massive growth of spatial datasets has created new opportunities for knowledge creation but has also introduced challenges related to data processing, interpretation, and management. Traditional GIS and remote sensing techniques often require manual image interpretation and complex analytical procedures, which can be time-consuming and prone to human error.

Artificial Intelligence (AI) has emerged as a powerful tool capable of transforming the way geospatial data is processed and interpreted. AI technologies such as machine learning, deep learning, and neural networks enable automated detection of spatial patterns, classification of land cover, prediction of environmental changes, and extraction of meaningful information from satellite imagery. The integration of AI with GIS and remote sensing facilitates faster data processing, improved accuracy, and the ability to analyze large datasets that were previously difficult to handle.

2. LITERATURE REVIEW

Alshiha (2024) reviewed the integration of Geospatial Artificial Intelligence (Geo-AI) with remote sensing technologies and examined how AI techniques have improved the processing and interpretation of spatial data. The study highlighted that machine learning and deep learning methods significantly enhanced the analysis of satellite imagery by enabling automated classification, object detection, and spatial pattern recognition. The author emphasized that the integration of AI with GIS and remote sensing had increased the efficiency and accuracy of geospatial analysis and supported advanced environmental monitoring and spatial decision-making processes.

Ayadi et al. (2025) investigated groundwater potential zones using geospatial artificial intelligence, remote sensing, and GIS tools in the Majerda Transboundary Basin in North Africa. Their study applied Geo-AI models to analyze various environmental and geological factors influencing groundwater availability. The findings demonstrated that AI-based geospatial

techniques significantly improved the accuracy of groundwater potential mapping and provided reliable spatial insights for sustainable water resource management and environmental planning.

Babbar and Rani (2025) examined the integration of artificial intelligence with remote sensing and geospatial data for environmental monitoring and decision-making. The researchers reported that AI-driven geospatial systems enhanced the ability to analyze complex environmental datasets and improved the monitoring of environmental changes. Their findings suggested that the combination of AI, GIS, and remote sensing technologies strengthened predictive capabilities and supported more effective environmental management and policy decision-making.

3. RESEARCH METHODOLOGY

This section outlines the methodological framework used to examine the role of Artificial Intelligence (AI) in geospatial knowledge creation through Geographic Information Systems (GIS) and remote sensing technologies. The study adopts a **quantitative research approach** based on secondary data collected from published academic literature and geospatial research sources.

3.1 Research Design

This study uses a quantitative research design to examine the role of Artificial Intelligence (AI) in geospatial knowledge creation through GIS and remote sensing technologies. The quantitative approach allows systematic classification and measurement of AI applications in geospatial science. By applying frequency and percentage analysis, the study identifies patterns and trends in the distribution of AI techniques across different geospatial application areas and determines which domains are most influenced by AI-driven analytical methods.

3.2 Sample Size

For the purpose of quantitative analysis, a sample size of 70 documented cases of AI applications in GIS and remote sensing was selected from the collected literature. Each case represents a research study or documented application where AI techniques were applied to analyze geospatial

data. The selected cases were carefully reviewed and categorized according to the primary domain of geospatial application.

3.3 Data Analysis Techniques

Descriptive statistical methods were used to analyze the data, specifically frequency and percentage analysis. Frequency was used to count the number of cases in each application category, while percentage determined their proportion within the total sample. The results are presented in tables to clearly show the distribution of AI applications across different GIS and remote sensing domains.

4. RESULTS AND DISCUSSION

Table 1 presents the distribution of Artificial Intelligence applications across different domains of GIS and remote sensing based on a sample size of 70 documented cases. The table shows the frequency and percentage of AI usage in major geospatial application areas such as land use classification, environmental monitoring, disaster management, urban planning, agriculture, climate analysis, and biodiversity conservation.

Table 1: Distribution of AI Applications in GIS and Remote Sensing

Application Area	**Frequency**	**Percentage**
Land Use and Land Cover Classification	16	22.86%
Environmental Monitoring	14	20.00%
Disaster Management	11	15.71%
Urban Planning and Smart Cities	9	12.86%
Agricultural Monitoring	8	11.43%
Climate Change Analysis	7	10.00%
Biodiversity and Ecosystem Conservation	5	7.14%
Total	**70**	**100%**

The results show that Land Use and Land Cover Classification (22.86%) is the most common application of AI in GIS and remote sensing, followed by Environmental Monitoring (20.00%)

and Disaster Management (15.71%). AI is also used in Urban Planning and Smart Cities (12.86%), Agricultural Monitoring (11.43%), and Climate Change Analysis (10%), while Biodiversity and Ecosystem Conservation (7.14%) represents a smaller but significant area.

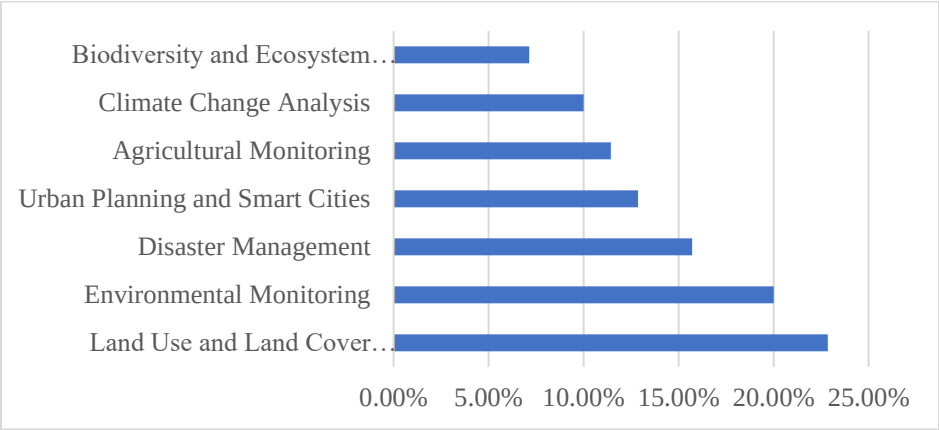

Figure 1: Graphical Representation of the Percentage of Distribution of AI Applications in GIS and Remote Sensing

Table 2 illustrates the distribution of various Artificial Intelligence techniques used in GIS and remote sensing applications. The table categorizes the use of different AI approaches such as machine learning algorithms, deep learning models, artificial neural networks, image recognition techniques, predictive modeling, natural language processing, and hybrid AI models.

Table 2: AI Techniques Used in GIS and Remote Sensing Applications

AI Technique	Frequency	Percentage (%)
Machine Learning Algorithms	18	25.71
Deep Learning Models	16	22.86
Artificial Neural Networks	11	15.71
Image Recognition and Pattern Detection	10	14.29
Predictive Modeling	8	11.43
Natural Language Processing for Spatial Data	4	5.71
Hybrid AI Models	3	4.29

Total	**70**	**100**

The results show that Machine Learning Algorithms (25.71%) are the most widely used AI technique in GIS and remote sensing, followed by Deep Learning Models (22.86%) and Artificial Neural Networks (15.71%). Image Recognition and Pattern Detection (14.29%) and Predictive Modeling (11.43%) are also commonly used for analyzing spatial data and forecasting environmental changes. In contrast, Natural Language Processing (5.71%) and Hybrid AI Models (4.29%) are less common but represent emerging areas in geospatial research.

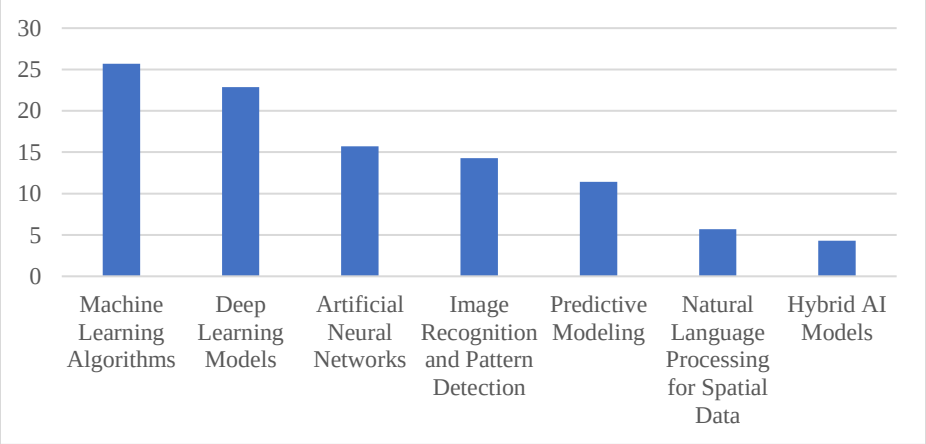

Figure 1: Graphical Representation of the Percentage of AI Techniques Used in GIS and Remote Sensing Applications

5. CONCLUSION

This study examined the role of Artificial Intelligence (AI) in geospatial knowledge creation through the integration of Geographic Information Systems (GIS) and remote sensing technologies. The findings indicate that AI has become a significant tool for improving the analysis and interpretation of large geospatial datasets by enabling automated pattern recognition, predictive modeling, and advanced spatial analysis. The quantitative analysis of 70 documented cases shows that AI applications are most prominent in Land Use and Land Cover Classification, followed by Environmental Monitoring and Disaster Management, with additional applications in Urban Planning, Agricultural Monitoring, Climate Change Analysis, and Biodiversity Conservation.

REFERENCES

1. Alshiha, A. A. M. (2024). A Review of the Integration Between Geospatial Artificial Intelligence and Remote Sensing. *Iraqi Journal for Computer Science and Mathematics*, *5*(3), 19.
2. Ayadi, Y., Gentilucci, M., Ncibi, K., Hadji, R., & Hamed, Y. (2025). Assessment of a groundwater potential zone using geospatial artificial intelligence (Geo-AI), remote sensing (RS), and GIS tools in Majerda Transboundary Basin (North Africa). *Water*, *17*(3), 331.
3. Babbar, H., & Rani, S. (2025). AI-Driven integration of remote sensing and geospatial data for Enhanced environmental monitoring and decision-making. *International Journal of Remote Sensing*, 1-17.
4. Dritsas, E., & Trigka, M. (2025). Remote sensing and geospatial analysis in the big data era: A survey. *Remote Sensing*, *17*(3), 550.
5. Janga, B., Asamani, G. P., Sun, Z., & Cristea, N. (2023). A review of practical ai for remote sensing in earth sciences. *Remote Sensing*, *15*(16), 4112.
6. Janowicz, K., Gao, S., McKenzie, G., Hu, Y., & Bhaduri, B. (2020). GeoAI: spatially explicit artificial intelligence techniques for geographic knowledge discovery and beyond. *International Journal of Geographical Information Science*, *34*(4), 625-636.
7. Liu, S., Li, K., Liu, X., & Yin, Z. (2023). Geospatial AI in earth observation, remote sensing, and GIScience. *Applied Sciences*, *13*(22), 12203.
8. Nistor, A. (2024). Development of geospatial technologies by using artificial intelligence. *FAIMA Business & Management Journal*, *12*(3), 61-68.
9. Pranjal, P., & Soni, A. (2025). Next-Generation Geographical Information Systems: Integrating Artificial Intelligence, Geographic Information Systems, and Satellite Imagery for Mapping and Surveying. *Global Land-Ocean Geospatial Applications*, 216-233.Vaiyapuri, T., & Julie, G. (2025). AI and geospatial technologies for climate change mitigation: opportunities, challenges, and pathways to sustainability. *Procedia Computer Science*, *259*, 1346-1355.

ARTIFICIAL INTELLIGENCE IN HISTORICAL DATA ANALYSIS AND ARCHIVAL RESEARCH

DIPANKAR DAS
PH.D Research Scholar
Sikkim Skill University, Namthang , Sikkim

ABSTRACT

The rapid digitization of historical records has created new opportunities and challenges for historical data analysis and archival research. This study examines the role of Artificial Intelligence (AI) in improving the analysis, organization, and accessibility of historical data. The research adopts a quantitative approach based on secondary data collected from academic publications, archival reports, and digital humanities studies. A total of 120 documented cases of AI applications in historical research published between 2015 and 2025 were analyzed. Frequency and percentage methods were used to identify the most common application areas and AI techniques used in historical data analysis and archival management. The findings reveal that historical text mining and document analysis represent the most common application of AI, followed by Optical Character Recognition (OCR) for manuscript digitization and image recognition for historical photographs. In terms of AI techniques, machine learning algorithms and natural language processing are the most widely used technologies, enabling efficient processing of large volumes of textual historical data.

Keywords: *Artificial Intelligence, Historical Data Analysis, Archival Research, Machine Learning, Natural Language Processing.*

1. INTRODUCTION

The digital transformation of knowledge systems has significantly changed the way historical information is collected, stored, and analyzed. Traditional historical research relied heavily on manual examination of archival documents, manuscripts, photographs, and historical records. While these sources remain fundamental to historical inquiry, the increasing volume of digitized archives and historical datasets has created new challenges for researchers. The need to process

vast collections of documents efficiently has led to the integration of Artificial Intelligence (AI) technologies into historical data analysis and archival research.

Artificial Intelligence, particularly machine learning, natural language processing, and computer vision, enables automated processing and interpretation of large volumes of textual and visual historical data. AI tools can identify patterns, classify documents, recognize handwritten text, and extract meaningful information from historical sources. As archives around the world digitize their collections, AI-driven analytical methods are becoming increasingly valuable in managing and interpreting these digital repositories.

Historical archives contain diverse types of data, including government documents, personal correspondence, newspapers, maps, photographs, and administrative records. Traditional manual analysis of these materials is often time-consuming and limited by human capacity. AI technologies provide advanced computational capabilities that allow researchers to analyze thousands of documents in a fraction of the time required by conventional methods. This technological transformation not only accelerates research processes but also opens new possibilities for interdisciplinary historical studies.

2. LITERATURE REVIEW

Darrigo (2025) examined the role of Artificial Intelligence in financial portfolio management using an archival research approach based on secondary data collected from relevant publications. The study demonstrated how AI technologies could analyze large volumes of historical financial records to identify patterns, trends, and predictive insights. The research highlighted the effectiveness of machine learning algorithms in processing complex datasets and improving decision-making processes. Although the study focused on financial portfolio management, it emphasized the broader potential of AI-driven archival research methods for analyzing historical datasets and extracting meaningful information from existing records.

Frontoni and Feliciati (2024) explored the relationship between Artificial Intelligence and archival science within an interdisciplinary theoretical and practical framework. Their work examined how AI technologies were increasingly integrated into archival systems to enhance

document management, classification, and accessibility. The authors discussed the use of automated indexing, machine learning algorithms, and digital preservation tools in archival institutions. The study concluded that AI played a significant role in modernizing archival practices by improving information retrieval systems and enabling efficient management of large digital collections.

Jacob et al. (2025) investigated the application of Artificial Intelligence in historical text analysis and discussed both the challenges and opportunities associated with its use. Their research highlighted the role of natural language processing and machine learning techniques in analyzing large collections of historical texts. The study demonstrated that AI-based tools could identify linguistic patterns, themes, and contextual relationships within historical documents. However, the authors also emphasized challenges such as data quality, algorithmic bias, and the need for careful interpretation of AI-generated results. The study ultimately concluded that AI technologies offered significant potential for advancing historical research while requiring responsible and critical application by scholars.

3. RESEARCH METHODOLOGY

This study uses a quantitative research approach based on secondary data to examine the role of Artificial Intelligence in historical data analysis and archival research. Data were collected from academic publications, digital humanities studies, archival reports, and technological research. A total of 120 documented cases of AI applications (2015–2025) were analyzed. The cases were categorized into major application areas and examined using frequency and percentage analysis to identify the most common AI technologies used in historical research and archival management.

3.1 Research Design

This study adopts a quantitative research design to examine the applications of Artificial Intelligence in historical data analysis and archival research. The study relies entirely on secondary data sources, and no primary survey or field-based data collection methods were used. Quantitative

analysis was applied to systematically examine documented cases of AI applications within historical research and archival management.

3.2 Sample Size

A sample of 120 documented cases of Artificial Intelligence applications in historical data analysis and archival research was selected from literature published between 2015 and 2025. Each case represents the use of AI tools to analyze historical datasets, digitize archival materials, classify documents, or support historical research. The cases were reviewed and categorized according to the type of AI application used in historical or archival contexts.

3.3 Data Analysis Techniques

The collected data were analyzed using descriptive statistical techniques, specifically frequency and percentage analysis. These techniques were used to determine the distribution of AI applications across the identified categories.

4. RESULTS AND DISCUSSION

Table 1 presents the distribution of major applications of Artificial Intelligence in historical data analysis and archival research based on a sample size of 120 documented cases. The table shows the frequency and percentage of different AI application areas identified from the reviewed literature between 2015 and 2025.

Table 1: Major Applications of AI in Historical Data Analysis and Archival Research

Application Area	**Frequency**	**Percentage**
Historical text mining and document analysis	30	25%
Optical Character Recognition (OCR) for manuscripts	26	21.67%
Image recognition for historical photographs	22	18.33%
Archival document classification	18	15%
Handwritten text recognition	14	11.67%
Predictive historical trend analysis	10	8.33%

Total	**120**	**100%**

The results show that historical text mining and document analysis (25%) is the most common AI application in historical research. This is followed by OCR for manuscripts (21.67%), which helps convert scanned documents into searchable text. Image recognition (18.33%) is used to analyze historical photographs and maps, while archival document classification (15%) assists in organizing archival materials. Handwritten text recognition (11.67%) is also widely used to transcribe historical manuscripts using advanced AI models.

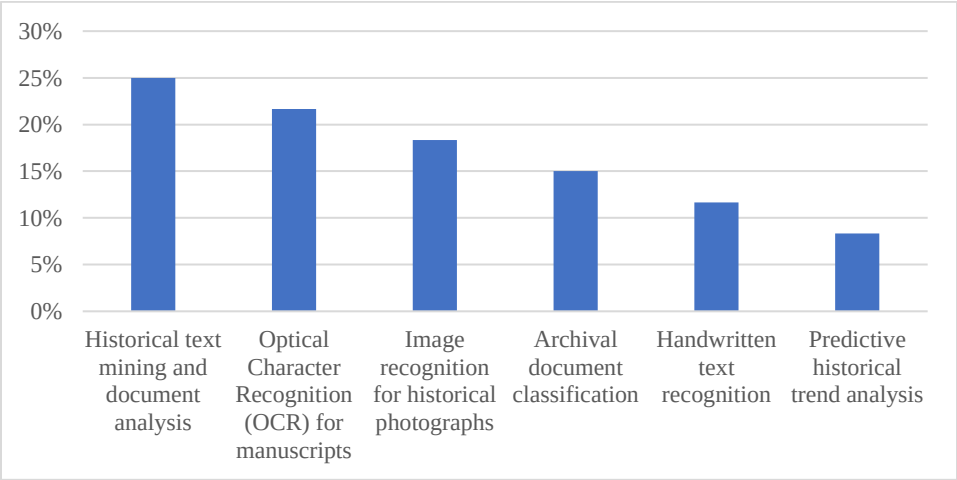

Figure 1: Graphical Representation of the Percentage of Major Applications of AI in Historical Data Analysis and Archival Research

Table 2 shows the distribution of Artificial Intelligence techniques used in historical data analysis and archival research based on a sample of 120 documented cases. The results indicate that machine learning algorithms are the most commonly used technique, followed by natural language processing and optical character recognition, which are widely applied in analyzing historical texts and digitizing archival materials.

Table 2: AI Techniques Used in Historical Data Analysis and Archival Research

AI Technique	**Frequency**	**Percentage**
Machine Learning Algorithms	34	28.33%
Natural Language Processing (NLP)	26	21.67%
Optical Character Recognition (OCR)	22	18.33%
Computer Vision	18	15.00%
Deep Learning Models	12	10.00%
Predictive Analytics	8	6.67%
Total	**120**	**100%**

The findings indicate that machine learning and natural language processing play a major role in historical data analysis because they can efficiently process large volumes of textual information. OCR technologies support the digitization of archival documents, making them accessible for digital analysis. Computer vision and deep learning are increasingly used to analyze visual records and recognize handwritten texts. Although predictive analytics is used less frequently, it shows potential for identifying patterns in historical datasets.

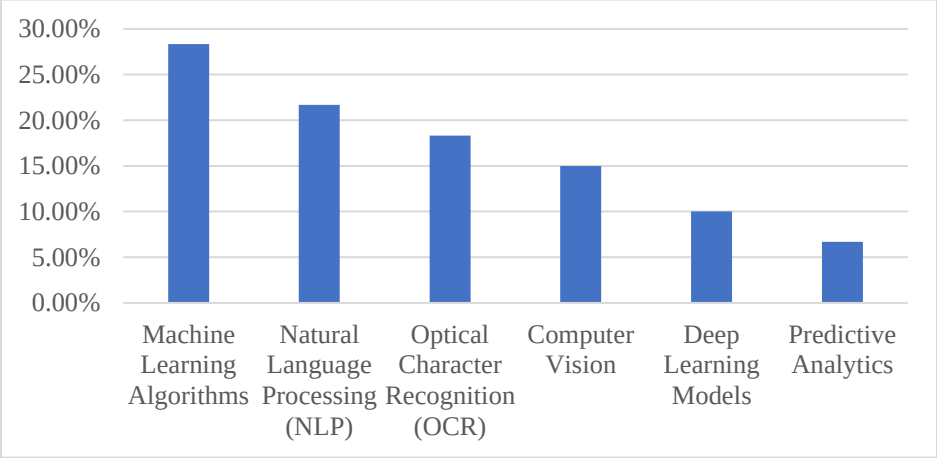

Figure 2: Graphical Representation of the Percentage of AI Techniques Used in Historical Data Analysis and Archival Research

5. CONCLUSION

Artificial Intelligence has emerged as a transformative tool in historical data analysis and archival research, particularly with the rapid digitization of historical records that has generated large volumes of data requiring advanced computational analysis. Technologies such as machine learning, natural language processing, optical character recognition, computer vision, and deep learning have significantly improved the efficiency and accuracy of analyzing historical documents and managing archival systems. The findings of this study show that historical text mining and document analysis are the most common AI applications, followed by OCR-based manuscript digitization and image recognition, while machine learning and natural language processing are the most widely used AI techniques for processing large collections of historical texts.

REFERENCES

1. Darrigo, A. (2025). Artificial Intelligence in Financial Portfolio Management: Archival Research based on Secondary Data in form of Relevant Publications.
2. Frontoni, E., & Feliciati, P. (2024). Artificial Intelligence and Archives. *Archival Science in Interdisciplinary Theory and Practice*, 155.
3. Jacob, H., Amiara, A., Mbam, N., & Nwome, F. (2025). Artificial Intelligence in Historical Text Analysis: Challenges and Opportunities. *African Journal of Politics and Administrative Studies*, *18*(4), 24-44.
4. Madziwa, P. K., & Chingonzo, T. M. R. (2025). Leveraging artificial intelligence for ethical archiving and democratising access to sensitive historical narratives. *ESARBICA Journal*, *44*, 1.
5. Mashchenko, N. E. E., & Gaidar, E. V. (2025). Artificial intelligence technologies in the formation of the archival environment: problems and prospects. *Historical informatics*, (1), 162-173.
6. Sousa, N. M. T. (2026). The algorithm of silence: artificial intelligence, archival bias and the ethical reconstruction of digital memory. *Journal of Documentation*, 1-16.
7. Spina, S. (2023). Artificial Intelligence in archival and historical scholarship workflow: HTS and ChatGPT. *arXiv preprint arXiv:2308.02044*.
8. Spina, S. (2026). From Digitisation to Computation: Digital History, Invented Archives, and the Epistemology of Historical Knowledge in the Age of Artificial Intelligence. *History*, *8*(2), 91-104.
9. Wu, Y. (2025, January). Adaptive Learning Algorithm in Artificial Intelligence Archives Data. In *2025 International Conference on Intelligent Systems and Computational Networks (ICISCN)* (pp. 1-6). IEEE.
10. Yumasheva, J. Y. (2025). The possibility of using artificial intelligence in historical research. *Historical informatics*, (1), 95-121.

ARTIFICIAL INTELLIGENCE IN TRANSFORMING PEDAGOGY AND KNOWLEDGE CONSTRUCTION IN HIGHER EDUCATION

Shilnidhi
PH.D Research Scholar
Sikkim Skill University, Namthang , Sikkim

ABSTRACT

Artificial Intelligence (AI) is increasingly transforming pedagogical practices and knowledge construction processes in higher education. This study examines the role of AI technologies in reshaping teaching, learning, assessment, and research within academic institutions through a quantitative approach based on secondary data analysis. A total of 70 documented cases of AI applications were collected from scholarly publications, institutional reports, and educational technology studies and analyzed using frequency and percentage methods. The findings reveal that personalized and adaptive learning systems (25.71%) represent the most prominent AI applications in higher education, followed by AI-based learning analytics (20.00%) and intelligent tutoring systems (17.14%), highlighting the growing importance of AI in enhancing instructional effectiveness and individualized learning experiences. The results further show that personalized learning and adaptive instruction (22.86%) constitute the most significant pedagogical transformation driven by AI, along with improvements in student engagement, data-driven teaching strategies, and automated feedback mechanisms.

Keywords: *Artificial Intelligence, Higher Education, Pedagogical Transformation, Knowledge Construction, Adaptive Learning Systems.*

1. INTRODUCTION

The rapid development of Artificial Intelligence (AI) technologies has significantly reshaped multiple sectors, including education. In higher education, AI is increasingly being integrated into teaching, learning, assessment, and knowledge creation processes. Universities and academic institutions are adopting AI-driven tools such as intelligent tutoring systems, automated grading platforms, adaptive learning environments, and predictive analytics to enhance pedagogical effectiveness and improve student engagement.

Traditional pedagogical models in higher education have largely relied on teacher-centered approaches where knowledge transfer occurs primarily through lectures and standardized assessments. However, the integration of AI technologies has begun to transform these conventional practices by introducing more personalized, data-driven, and interactive learning experiences. AI-powered systems are capable of analyzing large volumes of educational data, identifying patterns in student learning behaviors, and providing tailored learning pathways that suit individual learners' needs. This transformation supports a shift from passive knowledge reception to active knowledge construction.

Another important dimension of AI integration is its impact on knowledge construction within academic environments. Knowledge construction refers to the collaborative and iterative process through which learners generate understanding by interacting with information, peers, and instructors. AI tools facilitate this process by enabling intelligent content recommendations, real-time feedback, collaborative platforms, and automated knowledge discovery systems. Through these mechanisms, students are encouraged to explore, analyze, and synthesize information more effectively.

2. LITERATURE REVIEW

Imran et al. (2024) examined the role of artificial intelligence in higher education and highlighted how AI-driven technologies enhanced learning systems and transformed traditional educational paradigms. Their study showed that AI tools such as adaptive learning platforms and automated assessment systems improved personalized learning experiences and supported more efficient educational processes. The authors also emphasized that AI facilitated student-centered learning environments by enabling institutions to analyze learning data and provide customized instructional support.

Jayaram et al. (2022) investigated the role of AI-driven content intelligence in higher education and its impact on institutional knowledge management. Their study demonstrated that artificial intelligence technologies supported the organization, analysis, and dissemination of academic knowledge within universities. The authors found that AI-based systems improved decision-

making processes, enhanced access to academic resources, and contributed to the efficient management of educational content in higher education institutions.

Kakhkharova and Tuychieva (2024) explored the concept of AI-enhanced pedagogy and its influence on teaching and learning paradigms in higher education. Their research indicated that artificial intelligence tools enabled more interactive and dynamic learning environments, where students actively engaged with digital learning systems and received personalized guidance. The study highlighted that AI-supported educational platforms improved student participation, facilitated adaptive instruction, and encouraged collaborative knowledge construction within academic settings.

3. RESEARCH METHODOLOGY

This study adopts a quantitative research approach based on secondary data analysis to examine the role of artificial intelligence in transforming pedagogy and knowledge construction in higher education.

3.1 Research Design

The research uses a descriptive quantitative design to analyze documented cases of AI applications in higher education. Instead of collecting primary survey data, the study relies on secondary sources such as academic publications, institutional reports, educational technology studies, and conference papers.

3.2 Sample Size

A total of 70 documented cases of AI applications in higher education were selected for analysis. Each case represents a specific instance where artificial intelligence technologies have been implemented to support teaching, learning, assessment, or knowledge creation.

3.3 Data Analysis Method

The collected data were analysed using frequency and percentage methods. Each category of AI application was counted to determine its occurrence within the sample. Percentages were then

calculated to assess the relative prominence of different AI applications in transforming pedagogy and knowledge construction.

4. RESULTS AND DISCUSSION

Table 1 presents the distribution of artificial intelligence applications in higher education, based on a quantitative analysis of 70 documented cases obtained from secondary sources such as scholarly publications, institutional reports, and educational technology studies. The table categorizes the different areas where AI technologies are applied within higher education systems, including personalized learning systems, intelligent tutoring systems, learning analytics, automated assessment tools, research support, and collaborative learning platforms.

Table 1: Distribution of AI Applications in Higher Education

AI Application Area	**Frequency**	**Percentage**
Personalized / Adaptive Learning Systems	18	25.71%
Intelligent Tutoring Systems	12	17.14%
AI-Based Learning Analytics	14	20.00%
Automated Assessment and Grading	10	14.29%
AI in Research and Knowledge Discovery	9	12.86%
AI-Supported Collaborative Learning Platforms	7	10.00%
Total	**70**	**100%**

The findings show that personalized and adaptive learning systems (25.71%) are the most common AI applications in higher education, followed by AI-based learning analytics (20.00%) and intelligent tutoring systems (17.14%), which support personalized instruction and student monitoring. Automated assessment and grading (14.29%) help streamline evaluation processes and reduce educators' workload, while AI in research and knowledge discovery (12.86%) assists in data analysis and academic research activities.

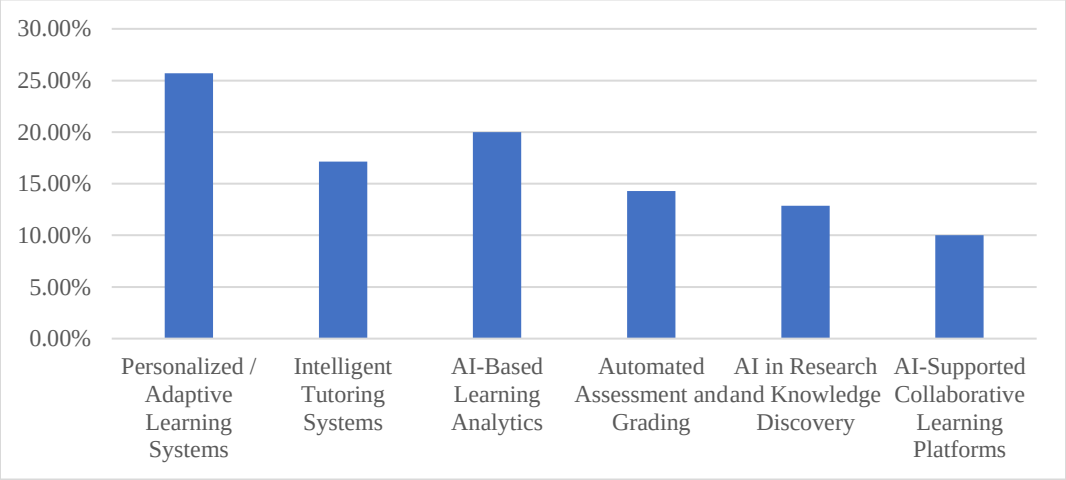

Figure 1: Graphical Representation of the percentage of Distribution of AI Applications in Higher Education

Table 2 illustrates the impact of artificial intelligence on pedagogical practices in higher education, based on the same sample size of 70 documented cases analyzed in this study. The table identifies key areas where AI technologies influence teaching and learning processes, including personalized instruction, student engagement, data-driven teaching strategies, automated feedback mechanisms, collaborative knowledge construction, and AI-supported curriculum design.

Table 2: Impact of Artificial Intelligence on Pedagogical Practices in Higher Education

Pedagogical Transformation Area	**Frequency**	**Percentage**
Personalized Learning and Adaptive Instruction	16	22.86%
Student Engagement and Interactive Learning	14	20.00%
Data-Driven Teaching Strategies	12	17.14%
Automated Feedback and Assessment	10	14.29%
Collaborative Knowledge Construction	9	12.86%
Curriculum Design and Content Recommendation	9	12.86%
Total	**70**	**100%**

The findings indicate that personalized learning and adaptive instruction (22.86%) are the most prominent pedagogical transformations driven by artificial intelligence in higher education.

Student engagement and interactive learning (20.00%) and data-driven teaching strategies (17.14%) also play important roles in improving learning experiences and instructional effectiveness. In addition, automated feedback and assessment (14.29%) enhance evaluation efficiency, while collaborative knowledge construction (12.86%) supports group learning and knowledge sharing.

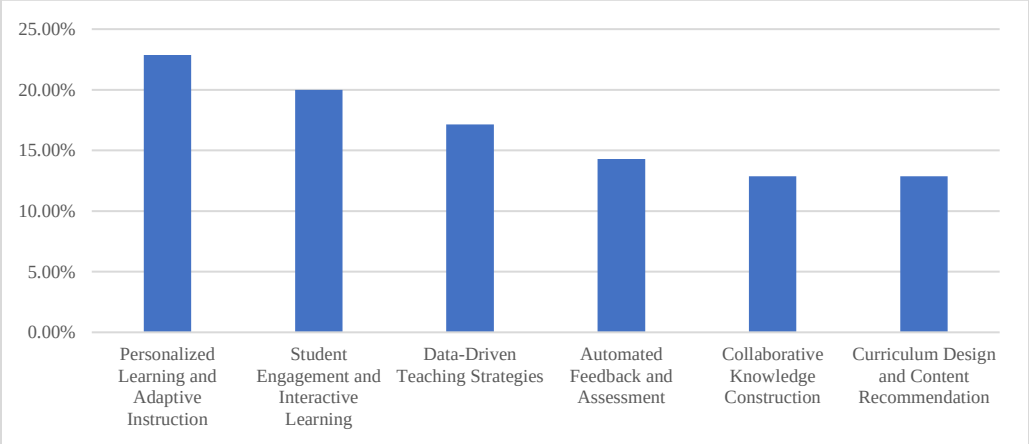

Figure 2: Graphical Representation of the percentage of Impact of Artificial Intelligence on Pedagogical Practices in Higher Education

5. CONCLUSION

Artificial intelligence has emerged as a transformative force in higher education, significantly influencing pedagogical practices and knowledge construction processes. The findings of this study highlight the growing integration of AI-driven technologies in teaching, learning, assessment, and research activities within academic institutions. Based on the analysis of seventy documented cases, the study shows that personalized learning systems, intelligent tutoring platforms, and learning analytics tools are among the most widely adopted AI applications. These technologies support adaptive learning environments, enhance student engagement, and enable educators to use data-driven insights to design customized learning pathways and improve instructional effectiveness. In addition, automated assessment systems and intelligent feedback tools increase the efficiency of evaluation processes while providing timely academic support.

REFERENCES

1 Imran, M., Almusharraf, N., Abdellatif, M. S., & Abbasova, M. Y. (2024). Artificial intelligence in higher education: Enhancing learning systems and transforming educational paradigms.

2 Jayaram, Y., Sundar, D., & Bhat, J. (2022). AI-Driven Content Intelligence in Higher Education: Transforming Institutional Knowledge Management. *International Journal of Artificial Intelligence, Data Science, and Machine Learning*, *3*(2), 132-142.

3 Kakhkharova, M., & Tuychieva, S. (2024, April). AI-enhanced pedagogy in higher education: redefining teaching-learning paradigms. In *2024 International Conference on Knowledge Engineering and Communication Systems (ICKECS)* (Vol. 1, pp. 1-6). IEEE.

4 Katsamakas, E., Pavlov, O. V., & Saklad, R. (2024). Artificial intelligence and the transformation of higher education institutions: A systems approach. *Sustainability*, *16*(14), 6118.

5 Khan, N. A., Ahmad, M., Akhtar, M. M., Rajeyyagari, S., & Siddiqi, A. M. U. (2025). Transformative Impact of Artificial Intelligence on Higher Education: A Comprehensive Analysis of Pedagogical Innovation, Institutional Transformation, and Future Learning Ecosystems. *Institutional Transformation, and Future Learning Ecosystems (November 19, 2025)*.

6 Köpeczi-Bócz, T. (2025). New Paradigms of Learning: Artificial Intelligence and Pedagogical Innovation in Higher Education.

7 Madwe, M. C., Chonco, C., & Zungu, A. (2025). Artificial intelligence in higher education assessment: Opportunities, challenges and pedagogical considerations. *International Journal of Applied Research in Business and Management*, *6*(2).

8 Nikolopoulou, K. (2024). Generative artificial intelligence in higher education: Exploring ways of harnessing pedagogical practices with the assistance of ChatGPT. *International Journal of Changes in Education*, *1*(2), 103-111.

9 Ruano-Borbalan, J. C. (2025). The transformative impact of artificial intelligence on higher education: A critical reflection on current trends and futures directions. *International Journal of Chinese Education*, *14*(1), 2212585X251319364.

10 Singh, R. J. (2023). Transforming higher education: The power of artificial intelligence. *International Journal of Multidisciplinary Research in Arts, Science and Technology*, *1*(3), 13-18.

ADVANCED STATISTICAL ALGORITHMS IN AI-DRIVEN DATA INTERPRETATION

Sandra Sudheer Kumar
PH.D Research Scholar
Sikkim Skill University, Namthang , Sikkim

ABSTRACT

The rapid growth of digital technologies and large-scale data generation has increased the need for advanced analytical techniques capable of extracting meaningful insights from complex datasets. Artificial Intelligence (AI) has emerged as a powerful tool for data interpretation, supported by advanced statistical algorithms that enhance predictive modeling, pattern recognition, and decision-making processes. The present study examines the role of advanced statistical algorithms in AI-driven data interpretation using a quantitative research approach based on secondary data sources. A total sample size of seventy documented AI applications was analyzed to identify the most commonly used statistical algorithms and their application domains. The study employed frequency and percentage methods for data analysis. The findings reveal that neural network algorithms are the most widely used statistical technique (21.43%), followed by regression algorithms (20%) and clustering algorithms (17.14%). Decision tree models and Bayesian statistical models also contribute significantly to AI-based data interpretation, while ensemble learning algorithms appear less frequently.

Keywords: *Artificial Intelligence (AI), Statistical Algorithms, AI-Driven Data Interpretation, Machine Learning, Predictive Analytics.*

1. INTRODUCTION

The rapid expansion of digital technologies and the exponential growth of data have created unprecedented opportunities for extracting meaningful insights from complex datasets. Artificial Intelligence (AI) has emerged as one of the most transformative technological developments in modern data science, enabling advanced data interpretation through sophisticated computational techniques. Among the core components that support AI-based data interpretation are advanced statistical algorithms, which provide the mathematical foundation for analysing patterns, predicting outcomes, and supporting intelligent decision-making systems.

Traditional statistical techniques have long been used for data analysis in various scientific fields. However, with the increasing complexity, volume, and velocity of data generated in modern digital environments, conventional analytical methods often struggle to capture nonlinear relationships, hidden patterns, and large-scale interactions within datasets. Advanced statistical algorithms integrated with AI systems have addressed these challenges by enhancing the ability of machines to learn from data, identify patterns, and make predictions with higher accuracy and efficiency.

Algorithms such as Bayesian inference, regression models, clustering algorithms, decision trees, neural networks, and ensemble learning techniques have significantly improved the interpretability and predictive power of AI systems. These algorithms combine statistical reasoning with computational intelligence to analyse multidimensional datasets across domains such as healthcare, finance, environmental science, business analytics, and social sciences. As a result, AI-driven statistical models have become essential tools for data interpretation in both academic research and industry applications.

2. LITERATURE REVIEW

Aziz et al. (2025) examined the application of advanced AI-driven techniques in fault and transient analysis within high-voltage power systems. The study demonstrated that artificial intelligence combined with advanced statistical and computational algorithms significantly improved the accuracy and efficiency of fault detection and system monitoring. The researchers highlighted that AI-based analytical models enabled better interpretation of complex electrical data and enhanced predictive capabilities in power system management.

Chowdhury (2024) investigated the role of AI-driven business analytics in improving operational efficiency within modern organizations. The study found that artificial intelligence integrated with data analytics and statistical modeling techniques enhanced decision-making processes and enabled organizations to interpret large volumes of business data effectively. The research emphasized that AI-based analytical tools helped businesses optimize performance, forecast market trends, and improve operational strategies.

Gahane et al. (2024) explored the use of artificial intelligence and predictive data analytics techniques across various modern applications and industrial sectors. The study reported that AI-driven predictive analytics supported data interpretation, pattern recognition, and forecasting in areas such as healthcare, finance, and engineering. The researchers concluded that the integration of advanced statistical algorithms with artificial intelligence technologies significantly improved the capability of systems to analyze complex datasets and generate reliable insights.

3. RESEARCH METHODOLOGY

The rapid growth of digital technologies and large-scale data has transformed how information is analyzed and interpreted. In this data-driven environment, Artificial Intelligence (AI) plays a crucial role in extracting insights from complex datasets. Advanced statistical algorithms, such as regression, Bayesian methods, clustering, and neural networks, provide the foundation for pattern detection, prediction, and decision-making.

3.1 Research Design

The present study adopts a quantitative research design to examine the role of advanced statistical algorithms in AI-driven data interpretation. A quantitative approach was considered appropriate because the study aims to systematically analyze the distribution and prevalence of statistical algorithms used in artificial intelligence applications. The research relies entirely on secondary data sources, allowing the study to evaluate existing evidence from documented AI implementations.

3.2 Sample Selection

No primary survey, questionnaire, or field investigation was conducted for the purpose of this study. Instead, relevant documented cases of AI-based data interpretation were identified from published literature and research reports. After reviewing available materials for relevance, reliability, and methodological clarity, a sample size of 70 AI applications was selected for analysis. These cases represent different domains such as data science, healthcare analytics,

financial forecasting, environmental monitoring, and business intelligence, where artificial intelligence systems employ statistical algorithms for analyzing and interpreting complex datasets.

3.3 Data Analysis Techniques

The analysis of the collected data was carried out using frequency and percentage methods. Each documented AI application was examined to determine the primary statistical algorithm used for interpreting data. The occurrences of each algorithm category were recorded as frequencies. These frequencies were then converted into percentages in order to determine the relative distribution of statistical algorithms within the sample of seventy cases.

4. RESULT AND DISCUSSION

Table 1 presents the distribution of various statistical algorithms used in AI-driven data interpretation based on a sample of 70 documented AI applications. The algorithms were categorized into six major groups: regression algorithms, Bayesian statistical models, clustering algorithms, decision tree models, neural network algorithms, and ensemble learning algorithms.

Table 1: Distribution of Statistical Algorithms Used in AI-Driven Data Interpretation

Statistical Algorithm Type	**Frequency**	**Percentage**
Regression Algorithms	14	20%
Bayesian Statistical Models	10	14.29%
Clustering Algorithms	12	17.14%
Decision Tree Models	11	15.71%
Neural Network Algorithms	15	21.43%
Ensemble Learning Algorithms	8	11.43%
Total	**70**	**100%**

Table 1 indicates that neural network algorithms are the most widely used statistical approach (21.43%), followed by regression algorithms (20%) and clustering algorithms (17.14%). Decision tree models account for 15.71%, while Bayesian statistical models represent 14.29%. Ensemble learning algorithms (11.43%) are the least common in the sample.

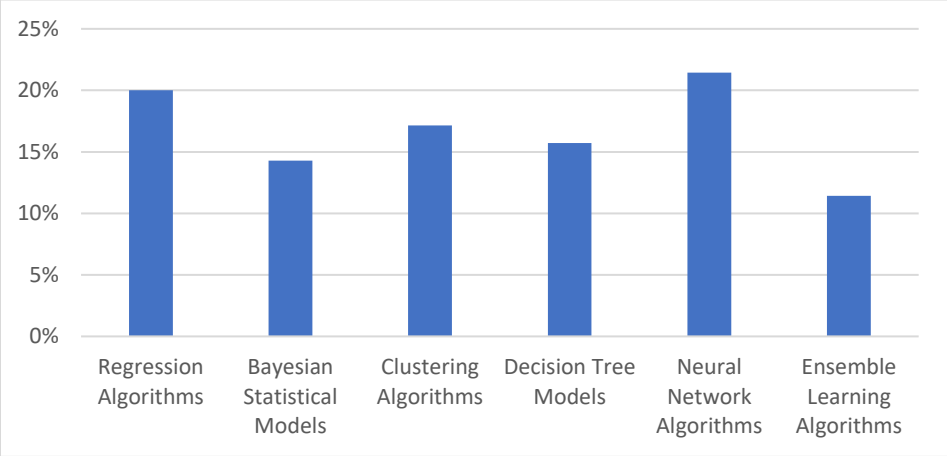

Figure 1: Graphical representation of the Percentage Distribution of Statistical Algorithms Used in AI-Driven Data Interpretation

Table 2 illustrates the distribution of AI-driven data interpretation applications across different domains. The analysis was conducted on a total sample of 70 documented cases, which were categorized into six application areas: healthcare and medical data analysis, financial analytics and risk prediction, environmental and climate data analysis, business intelligence and market analysis, scientific research and experimental data, and social media and behavioral data analysis. The table presents both frequency and percentage values to show the relative importance of each domain.

Table 2: Application Domains of AI-Driven Data Interpretation

Application Domain	**Frequency**	**Percentage**
Healthcare and Medical Data Analysis	16	22.86%
Financial Analytics and Risk Prediction	13	18.57%
Environmental and Climate Data Analysis	11	15.71%
Business Intelligence and Market Analysis	12	17.14%
Scientific Research and Experimental Data	10	14.29%
Social Media and Behavioral Data Analysis	8	11.43%
Total	**70**	**100%**

Table 2 shows that healthcare and medical data analysis has the largest share of AI-driven data interpretation applications (22.86%), followed by financial analytics and risk prediction (18.57%) and business intelligence and market analysis (17.14%). Environmental and climate data analysis accounts for 15.71%, while scientific research contributes 14.29%. Social media and behavioral data analysis represents the smallest share (11.43%). Overall, the findings indicate that AI-driven statistical algorithms are widely applied across multiple domains, particularly in healthcare, finance, and business analytics.

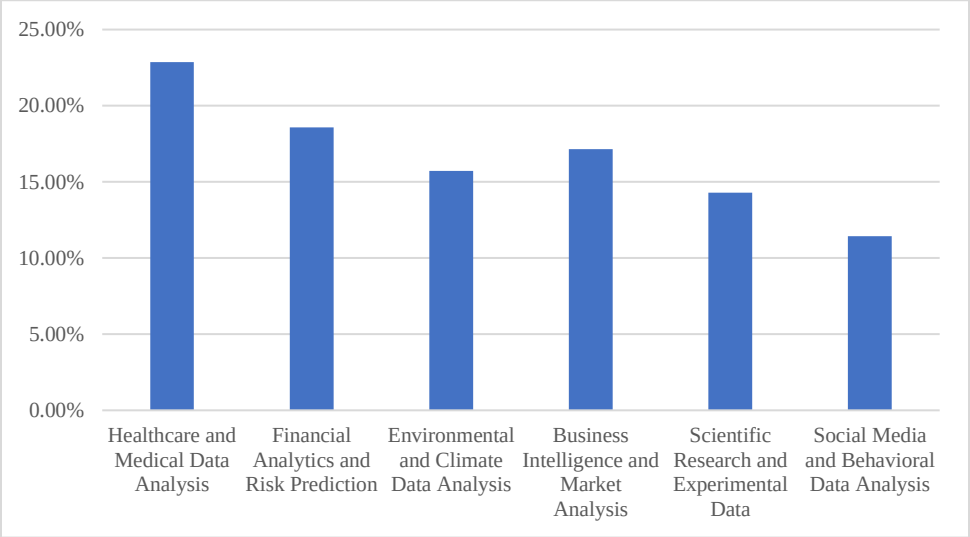

Figure 2: Graphical representation of the Percentage Application Domains of AI-Driven Data Interpretation

5. CONCLUSION

The present study examined the role of advanced statistical algorithms in AI-driven data interpretation using a quantitative analysis based on secondary data sources and a sample of seventy documented AI applications. The findings reveal that neural network algorithms are the most widely used statistical approach, followed by regression and clustering techniques, due to their strong capability to analyze complex datasets, identify patterns, and generate predictive insights. Decision tree models and Bayesian statistical methods also contribute significantly to classification, probabilistic reasoning, and decision-support processes, while ensemble learning

algorithms, although less frequently used, enhance predictive accuracy by combining multiple models.

REFERENCES

1. Aziz, A., Yousaf, M. Z., Renhai, F., Khan, W., Siddique, U., Ahmad, M., ... & Zaitsev, I. (2025). Advanced AI-driven techniques for fault and transient analysis in high-voltage power systems. *Scientific Reports*, *15*(1), 5592.
2. Chowdhury, R. H. (2024). AI-driven business analytics for operational efficiency. *World Journal of Advanced Engineering Technology and Sciences*, *12*(2), 535-543.
3. Gahane, S., Dubey, A., Anawade, P., & Sharma, D. (2024, August). The Use of Artificial Intelligence and Predictive Data Analytics Approaches and Techniques in AI-Driven Modern Applications and Sectors. In *International Conference on ICT for Sustainable Development* (pp. 211-220). Singapore: Springer Nature Singapore.
4. Huang, Z., Shen, Y., Li, J., Fey, M., & Brecher, C. (2021). A survey on AI-driven digital twins in industry 4.0: Smart manufacturing and advanced robotics. *Sensors*, *21*(19), 6340.
5. Komal, M., Shrimal, G., Singh, A. P., Jebaraj, S., Dhingra, L., & Reena, R. (2023, December). Developing Intelligent AI-Driven Systems for Automated Data Science. In *2023 International Conference on Emerging Research in Computational Science (ICERCS)* (pp. 1-6). IEEE.
6. Pasha, M. J., Gaurav, K., Bhanja, A. K., Shamout, M. D., Mupparaju, C. B., & Bhanushali, M. M. (2023, December). Advancing Data Science Using AI-Driven Processes. In *2023 International Conference on Power Energy, Environment & Intelligent Control (PEEIC)* (pp. 1587-1593). IEEE.
7. Pathak, K. R., Kumar, R., Haroon, S., Meena, M., & Rampal, S. (2023, December). Designing AI-Driven Systems to Optimize Automated Data Science. In *2023 IEEE International Conference on Paradigm Shift in Information Technologies with Innovative Applications in Global Scenario (ICPSITIAGS)* (pp. 117-122). IEEE.
8. Quan, H., Li, S., Zeng, C., Wei, H., & Hu, J. (2023). Big data and AI-driven product design: a survey. *Applied Sciences*, *13*(16), 9433.
9. Taiwo, K. A., Akinbode, A. K., & Uchenna, E. (2024). Advanced A/B testing and causal inference for AI-driven digital platforms: A comprehensive framework for US digital markets. *International Journal of Computer Applications Technology and Research*, *13*(6), 24-46.
10. Vasavi, C. (2024). STATISTICAL METHODS FOR OPTIMIZING AI-DRIVEN CONTROL SYSTEMS IN SMART GRIDS. *Corrosion Management*, *31*(1), 215-234.

AI TOOLS IN PSYCHOLOGICAL ASSESSMENT AND MENTAL HEALTH ANALYTICS

Mahesh Sanga
PH.D Research Scholar
Sikkim Skill University, Namthang Sikkim

ABSTRACT

Artificial Intelligence (AI) has emerged as a transformative technology in the field of psychological assessment and mental health analytics. AI-based tools such as machine learning algorithms, natural language processing, predictive analytics, and digital mental health platforms are increasingly used to evaluate psychological states, identify behavioral patterns, and support mental health professionals in diagnosis and treatment planning. The purpose of this study is to examine the role and effectiveness of AI tools in psychological assessment and mental health analytics through quantitative analysis of documented studies and applications. The research adopts a secondary data–based analytical approach with a sample size of 50 documented cases drawn from scholarly publications and institutional reports. Frequency and percentage analysis are used to interpret the distribution of AI tools, application areas, and perceived effectiveness. The results indicate that machine learning and natural language processing are the most widely used AI techniques in psychological analytics. AI tools are predominantly applied in areas such as depression detection, anxiety monitoring, behavioral prediction, and mental health risk assessment.

Keywords: *Artificial Intelligence, Psychological Assessment, Mental Health Analytics, Machine Learning, Digital Mental Health*

1. INTRODUCTION

Mental health has become a major global concern due to the increasing prevalence of psychological disorders such as depression, anxiety, stress, and behavioral disorders. Traditional psychological assessment methods primarily rely on clinical interviews, questionnaires, and observational techniques. Although these methods are valuable, they are often time-consuming, subjective, and limited in their ability to analyze large volumes of behavioral data. With the

advancement of digital technologies, Artificial Intelligence has emerged as a powerful tool capable of enhancing psychological evaluation and mental health analytics.

Artificial Intelligence refers to computational systems that simulate human intelligence through learning algorithms, data analysis, and predictive modeling. In the field of mental health, AI technologies are used to analyze behavioral patterns, speech patterns, facial expressions, and digital footprints to identify potential psychological conditions. Machine learning algorithms can process large datasets and detect patterns that may not be easily observable through traditional assessment methods.

AI-based psychological tools include chatbots for mental health counseling, predictive models for mental illness detection, sentiment analysis systems for emotional monitoring, and wearable sensors that track physiological indicators related to mental well-being. These technologies enable early identification of psychological risks and provide valuable insights for clinicians and mental health professionals.

2. LITERATURE REVIEW

Goyal et al. (2025) developed *MindLift*, an AI-powered mental health assessment system designed specifically for students. Their study demonstrated that artificial intelligence could effectively analyze behavioral and emotional data to identify early signs of psychological distress among students. The system utilized machine learning algorithms to evaluate patterns in student responses and behavioral indicators, which helped in providing timely mental health assessment and support recommendations. The findings suggested that AI-based platforms could enhance the accessibility and efficiency of psychological evaluation in educational environments.

Hong and Xia (2025) examined the emerging innovations in AI-driven psychological assessment with a focus on multimodal data and intelligent analytics. Their research highlighted how artificial intelligence technologies integrated multiple data sources, such as speech, facial expressions, and physiological signals, to improve the accuracy of psychological evaluations. The study also discussed the growing importance of ethical considerations in AI-based mental health analytics, including issues related to privacy, algorithm transparency, and responsible data management.

Karimzadeh and Saeedi (2024) conducted a systematic review of artificial intelligence applications in mental health assessment and intervention. Their analysis revealed that AI techniques such as machine learning, natural language processing, and predictive analytics were increasingly used to detect and monitor mental health conditions. The review indicated that AI-based systems improved the efficiency of psychological diagnosis and supported clinicians in identifying mental health risks at earlier stages. However, the authors also emphasized the need for proper ethical guidelines and clinical validation to ensure the reliability and responsible use of AI technologies in mental health care.

3. RESEARCH METHODOLOGY

This study adopts a quantitative research approach based on secondary data analysis. Instead of conducting a primary survey, the research examines documented cases and published studies related to AI tools used in psychological assessment and mental health analytics.

3.1 Research Design

The study uses a descriptive analytical design to evaluate the distribution and applications of AI tools in mental health research.

3.2 Sample Size

A total of 50 documented cases of AI applications in psychological assessment and mental health analytics were selected for analysis.

3.3 Data Analysis Technique

Quantitative analysis was conducted using frequency and percentage methods to examine the distribution of AI technologies, application areas, and perceived effectiveness.

4. RESULTS AND DISCUSSION

Table 1 presents the distribution of different Artificial Intelligence tools used in psychological assessment based on the analysis of 50 documented cases. The table categorizes AI technologies

into five major groups: machine learning models, natural language processing tools, AI chatbots, predictive analytics systems, and facial emotion recognition technologies.

Table 1: Types of AI Tools Used in Psychological Assessment

AI Tool	**Frequency**	**Percentage**
Machine Learning Models	18	36%
Natural Language Processing	12	24%
AI Chatbots	8	16%
Predictive Analytics Systems	7	14%
Facial Emotion Recognition	5	10%

Machine learning models represent the largest share of AI tools used in psychological assessment, accounting for 36% of the cases, indicating their major role in analyzing psychological data and predicting mental health conditions. Natural Language Processing follows with 24%, highlighting its importance in evaluating speech and text for emotional and behavioral insights. AI chatbots (16%) and predictive analytics systems (14%) are increasingly used for automated support and mental health risk prediction.

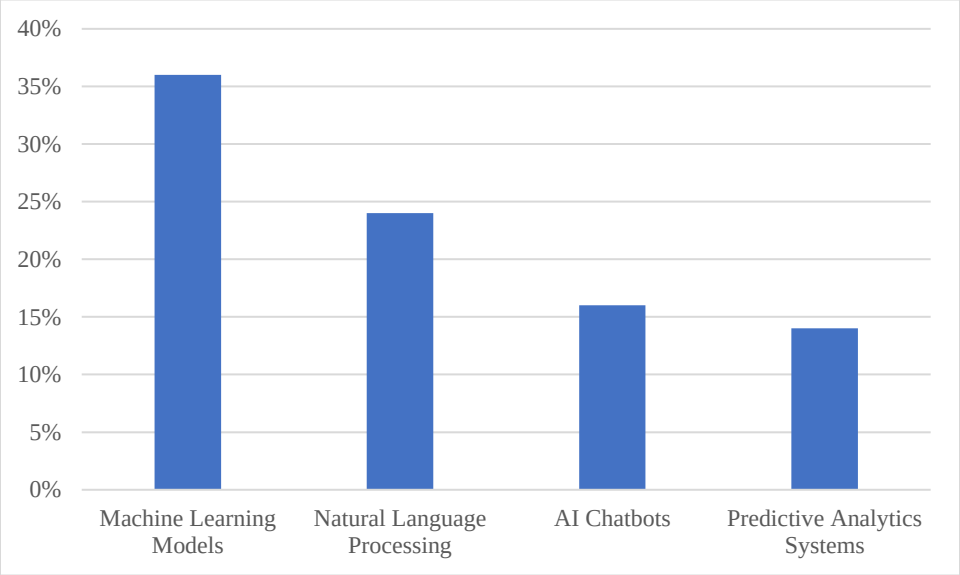

Figure 1: Graphical Representation of the Percentage of Types of AI Tools Used in Psychological Assessment

Figure 1 shows the percentage distribution of AI tools used in psychological assessment. Machine learning models form the largest share, followed by natural language processing tools. AI chatbots and predictive analytics systems have moderate representation, while facial emotion recognition technologies account for the smallest portion.

Table 2 presents the major application areas where Artificial Intelligence tools are used in mental health analytics. The analysis includes five key domains: depression detection, anxiety monitoring, behavioral pattern analysis, stress monitoring, and suicide risk prediction.

Table 2: Application Areas of AI in Mental Health Analytics

Application Area	**Frequency**	**Percentage**
Depression Detection	16	32%
Anxiety Monitoring	12	24%
Behavioral Pattern Analysis	10	20%

Stress Monitoring	7	14%
Suicide Risk Prediction	5	10%

Depression detection is the most common application of AI in mental health analytics, accounting for 32% of the cases. Anxiety monitoring follows with 24%, while behavioral pattern analysis represents 20%. Stress monitoring (14%) and suicide risk prediction (10%) have smaller shares but indicate the use of AI in preventive mental health strategies.

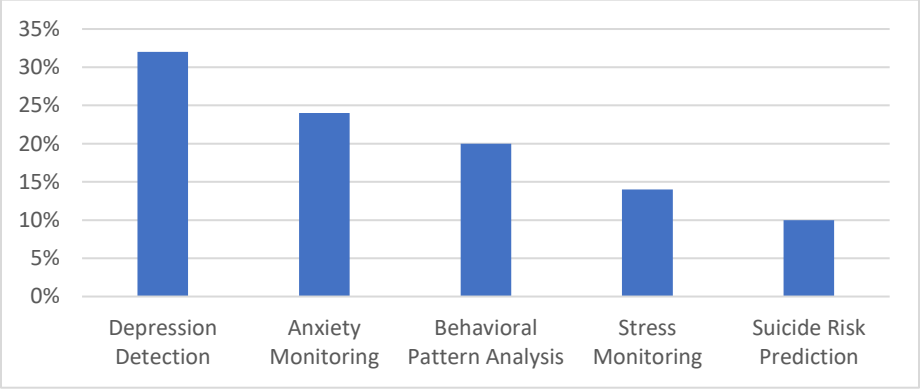

Figure 2: Graphical Representation of the Percentage of Application Areas of AI in Mental Health Analytics

Figure 2 illustrates the percentage distribution of AI applications in mental health analytics. Depression detection forms the largest segment, followed by anxiety monitoring and behavioral pattern analysis. Stress monitoring and suicide risk prediction occupy smaller portions, suggesting that these areas are still emerging but hold significant potential for future research and clinical use.

5. CONCLUSION

The study examined the role of Artificial Intelligence tools in psychological assessment and mental health analytics through the analysis of 50 documented cases from secondary sources. The findings reveal that AI technologies are increasingly integrated into mental health evaluation, with machine learning and natural language processing emerging as the most widely used tools for analyzing psychological data and identifying emotional patterns. The analysis also shows that AI applications are mainly focused on depression detection and anxiety monitoring, while behavioral pattern

analysis, stress monitoring, and suicide risk prediction represent additional areas of use. These results highlight the growing importance of AI in enabling early detection, continuous monitoring, and predictive assessment of mental health conditions.

REFERENCES

1. Goyal, S., Dutta, R., Dev, S., Raju, K. N., & Bhatt, M. W. (2025). MindLift: AI-powered mental health assessment for students. *Neuroscience Informatics*, *5*(2), 100208.
2. Hong, Y., & Xia, Z. (2025, May). AI-Driven Innovations in Psychological Assessment: Multimodal Data, Intelligent Analytics, and Ethical Challenges. In *Proceedings of the 2025 International Conference on Artificial Intelligence and Smart Manufacturing* (pp. 854-859).
3. Karimzadeh, D., & Saeedi, A. (2024). AI for mental health assessment and intervention: a systematic review. *International journal of modern achievement in science, engineering and technology*, *2*(1), 96-104.
4. Katiyar, K. (2022). AI-based predictive analytics for patients' psychological disorder. In *Predictive analytics of psychological disorders in healthcare: data analytics on psychological disorders* (pp. 37-53). Singapore: Springer Nature Singapore.
5. Omiyefa, S. (2025). Artificial intelligence and machine learning in precision mental health diagnostics and predictive treatment models. *Int J Res Publ Rev*, *6*(3), 85-99.
6. Prasad, A. (2025). Predictive Analytics in Clinical Psychology: Role of Machine Learning in Future Mental Health Care. In *Transforming Neuropsychology and Cognitive Psychology With AI and Machine Learning* (pp. 313-332). IGI Global Scientific Publishing.
7. Rani, P., ur Rehman, K., Yadav, S. P., & Hussein, L. (2025). Deep Learning and AI in Behavioral Analysis for Revolutionizing Mental Healthcare. In *Demystifying the Role of Natural Language Processing (NLP) in Mental Health* (pp. 263-282). IGI Global Scientific Publishing.Rosenfeld, A., Benrimoh, D., Armstrong, C., Mirchi, N., Langlois-Therrien, T., Rollins, C., ... & Yaniv-Rosenfeld, A. (2021). Big Data analytics and artificial intelligence in mental healthcare. In *Applications of big data in healthcare* (pp. 137-171). Academic Press.
9. Rosenfeld, A., Benrimoh, D., Armstrong, C., Mirchi, N., Langlois-Therrien, T., Rollins, C., ... & Yaniv-Rosenfeld, A. (2019). Big data analytics and AI in mental healthcare. *arXiv preprint arXiv:1903.12071*.
10. Yasmeen, K., Imran, H., Abbas, M. M., Bibi, A., Nadeem, S., Anwar, Z., & Noreen, H. R. (2024). Analyzing the Influence of AI in Predictive Analytics for Mental Health and Its Impact on Early Intervention, Anxiety Levels, and Treatment Adherence. *Social Science Review Archives*, *2*(2), 232-243.

MACHINE LEARNING APPROACHES IN CLIMATE-RESILIENT CROP RESEARCH

Paritosh Mishra
PH.D Research Scholar
Sikkim Skill University, Sikkim

ABSTRACT

Climate change poses major challenges to agriculture by affecting crop productivity, food security, and environmental sustainability. This study analyzed 130 documented research studies to examine the role of machine learning in climate-resilient crop research using frequency and percentage analysis. The findings showed that Random Forest (24.6%), Artificial Neural Networks (21.5%), and Support Vector Machines (18.5%) were the most commonly used algorithms. The major application areas included crop yield prediction (27.7%), climate risk assessment (21.5%), and plant disease detection (16.9%). Overall, the study highlights that machine learning significantly supports predictive analysis and decision-making for developing sustainable and climate-resilient agricultural systems.

Keywords: *Climate Change, Machine Learning, Climate-Resilient Agriculture, Crop Yield Prediction, Precision Agriculture, Agricultural Data Analytics.*

1. INTRODUCTION

Climate change has emerged as one of the most significant challenges affecting global agricultural systems. Increasing temperatures, irregular rainfall patterns, prolonged droughts, floods, and extreme weather events are directly influencing crop productivity and food security across many regions of the world. Agriculture remains highly dependent on environmental conditions, and therefore climate variability has serious implications for crop growth, soil fertility, pest incidence, and overall agricultural sustainability. As the global population continues to grow, ensuring resilient agricultural production has become a critical priority for researchers, policymakers, and agricultural practitioners.

Climate-resilient agriculture refers to farming systems that are capable of adapting to climate variability while maintaining productivity, sustainability, and food security. It involves the development of crop varieties that can tolerate environmental stresses such as drought, salinity,

heat, and flooding. Traditional crop improvement and agricultural management practices have played an important role in enhancing crop resilience. However, the increasing complexity of climate challenges requires more advanced technological solutions capable of analyzing large and complex datasets.

2. LITERATURE REVIEW

Amin, Zaman, and Park (2025) examined the integration of multi-omics data and predictive modeling techniques for developing climate-resilient crop breeding strategies. Their study combined genomic, transcriptomic, and phenotypic datasets to identify traits associated with environmental stress tolerance. The researchers reported that machine learning–based predictive models improved the efficiency of crop breeding programs by enabling the identification of resilient genetic characteristics that could enhance crop adaptation to changing climatic conditions.

Dhanaraj et al. (2025) investigated the use of on-device artificial intelligence for climate-resilient farming systems. The study developed lightweight machine learning models that operated on smart agricultural devices to predict crop yield under varying climatic conditions. Their findings showed that integrating machine learning algorithms with edge computing technologies enhanced real-time agricultural decision-making and supported efficient farm management practices.

Karthiyayini et al. (2025) explored the application of Internet of Things (IoT), machine learning, and remote sensing technologies for flood prediction and adaptive farming solutions. The researchers developed a predictive system that utilized environmental sensor data and satellite imagery to monitor climatic conditions and forecast flood risks in agricultural regions. Their study demonstrated that machine learning-based predictive models supported climate-resilient agricultural practices by providing early warnings and enabling farmers to adopt adaptive strategies.

3. RESEARCH METHODOLOGY

The present study adopts a quantitative research design based on secondary data analysis. The objective of the study is to examine the application of machine learning approaches in climate-

resilient crop research by analyzing documented research cases available in academic literature, research databases, and agricultural technology reports.

3.1 Sampling Method

A purposive sampling approach was used to select 130 research cases that specifically focused on the use of machine learning techniques in crop research related to climate resilience. Only studies that demonstrated clear applications of machine learning in agricultural analysis, crop prediction, environmental monitoring, or stress-tolerant crop development were included in the dataset.

3.2 Data Analysis Techniques

Quantitative analysis was conducted using frequency and percentage methods. The selected research cases were categorized based on:

- Type of machine learning algorithm used
- Major research application area
- Climate resilience focus
- Agricultural data sources used in the studies

Frequency distribution tables were created to examine patterns and trends in machine learning applications across the selected research cases.

4. RESULTS AND DISCUSSION

Table 1 presents the distribution of different machine learning algorithms used in climate-resilient crop research based on a total sample size of 130 documented studies. The table shows the frequency and percentage of studies utilizing specific machine learning techniques such as Random Forest, Artificial Neural Networks, Support Vector Machines, Deep Learning Models, Decision Trees, and Gradient Boosting Methods.

Table 1: Distribution of Machine Learning Algorithms Used in Climate-Resilient Crop Research

Machine Learning Algorithm	Frequency	Percentage
Random Forest	32	24.6%
Artificial Neural Networks	28	21.5%
Support Vector Machines	24	18.5%
Deep Learning Models	20	15.4%
Decision Trees	16	12.3%
Gradient Boosting Methods	10	7.7%
Total	**130**	**100%**

The results indicate that Random Forest algorithms were the most frequently used, accounting for 24.6% of the studies. Artificial Neural Networks represented 21.5%, while Support Vector Machines accounted for 18.5% of the applications. Deep Learning Models constituted 15.4%, followed by Decision Trees at 12.3%. Gradient Boosting Methods were the least used technique with 7.7% of the studies. This distribution suggests that ensemble learning and neural network-based approaches are widely preferred for analyzing complex agricultural and climate-related datasets.

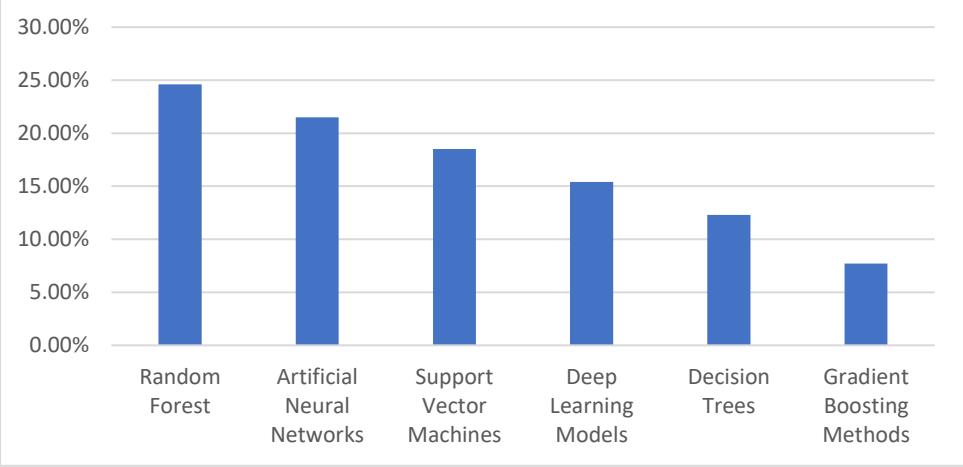

Figure 1: Graphical Representation of the Percentage of Distribution of Machine Learning Algorithms Used in Climate-Resilient Crop Research

Figure 1 graphically illustrates the percentage distribution of machine learning algorithms used in climate-resilient crop research. The figure clearly highlights the dominance of Random Forest and Artificial Neural Network models compared to other techniques. It visually confirms that advanced machine learning approaches are increasingly adopted for analyzing agricultural data and supporting climate-resilient crop research.

Table 2 presents the major application areas where machine learning techniques have been applied in climate-resilient crop research. The table categorizes the analyzed studies into six key areas: crop yield prediction, climate risk assessment, plant disease detection, soil and water resource analysis, crop breeding for stress tolerance, and precision agriculture management.

Table 2: Major Application Areas of Machine Learning in Climate-Resilient Crop Research

Application Area	**Frequency**	**Percentage**
Crop Yield Prediction	36	27.7%
Climate Risk Assessment	28	21.5%
Plant Disease Detection	22	16.9%
Soil and Water Resource Analysis	18	13.8%
Crop Breeding for Stress Tolerance	16	12.3%
Precision Agriculture Management	10	7.7%
Total	**130**	**100%**

The findings show that crop yield prediction was the most prominent application area, representing 27.7% of the studies. Climate risk assessment accounted for 21.5%, indicating the importance of predictive modeling in analyzing climate variability. Plant disease detection constituted 16.9%, while soil and water resource analysis represented 13.8% of the research cases. Crop breeding for stress tolerance accounted for 12.3%, and precision agriculture management represented 7.7% of the applications. These results indicate that machine learning technologies are widely applied in predictive and monitoring activities aimed at improving agricultural resilience.

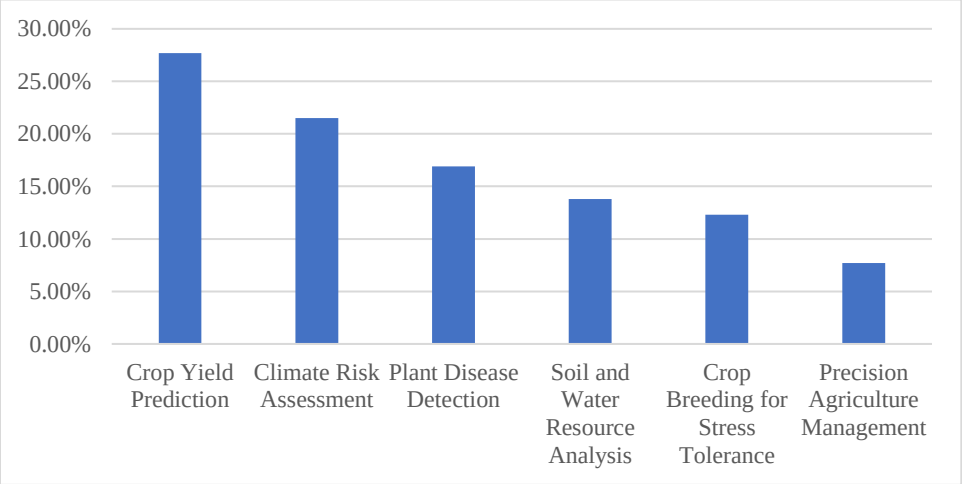

Figure 2: Graphical Representation of the Percentage of Major Application Areas of Machine Learning in Climate-Resilient Crop Research

Figure 2 visually represents the percentage distribution of the major application areas of machine learning in climate-resilient crop research. The figure highlights that crop yield prediction and climate risk assessment occupy the largest share of applications.

5. CONCLUSION

The study examined the role of machine learning approaches in climate-resilient crop research through a quantitative analysis of 130 documented research cases. The findings showed that Random Forest, Artificial Neural Networks, and Support Vector Machines were the most commonly used algorithms for analyzing complex agricultural datasets involving climate, soil, and crop performance variables. Among the major application areas, crop yield prediction emerged as the most prominent, followed by climate risk assessment, plant disease detection, soil and water resource analysis, and crop breeding for stress tolerance. These results indicate that machine learning technologies play an important role in predictive analysis, environmental monitoring, and data-driven agricultural decision-making.

REFERENCES

1. Amin, A., Zaman, W., & Park, S. (2025). Harnessing multi-omics and predictive modeling for climate-resilient crop breeding: from genomes to fields. *Genes*, *16*(7), 809.
2. Dhanaraj, R. K., Maragatharajan, M., Sureshkumar, A., & Balakannan, S. P. (2025). On-device AI for climate-resilient farming with intelligent crop yield prediction using lightweight models on smart agricultural devices. *Scientific Reports*, *15*(1), 31195.
3. Karthiyayini, J., Jain, A., Prasad, K. S., Abedi, T. A. A. U., Prasanna, Y., & Murugesan, K. (2025, February). Flood Prediction and Adaptive Farming Solutions Using IoT, Machine Learning, and Remote Sensing for Climate-Resilient Agriculture. In *2025 International Conference on Intelligent Control, Computing and Communications (IC3)* (pp. 777-782). IEEE.
4. Khan, M. H. U., Wang, S., Wang, J., Ahmar, S., Saeed, S., Khan, S. U., ... & Feng, X. (2022). Applications of artificial intelligence in climate-resilient smart-crop breeding. *International Journal of Molecular Sciences*, *23*(19), 11156.
5. Moharana, P. C., Naitam, R., Shirale, A. O., Adamala, S., Dash, C. J., Amrutha, B., ... & Patil, N. G. (2025). Modeling climate-resilient crop suitability in central India using machine learning and species distribution approaches. *Theoretical and Applied Climatology*, *156*(11), 1-28.
6. Nirmal, K. R., Reddy, C. M., P, J., Tulasi, R., Maheswari, G. U., & Sapthami, I. (2024). Advancements in Environmental Data Analysis for Climate-Resilient Agriculture Using Remote Sensing and Deep Learning. *Remote Sensing in Earth Systems Sciences*, *7*(4), 670-680.
7. Patil, D. (2024). Artificial intelligence innovations in precision farming: Enhancing climate-resilient crop management. *Available at SSRN 5057424*.
8. Revathy, G., Aurchana, P., Arieth, R. M., Kavitha, N. S., Ramalingam, A., & Ramaswamy, K. (2022). [Retracted] HANA: A Performance-Based Machine Learning and Neural Network Approach for Climate Resilient Agriculture. *Journal of Nanomaterials*, *2022*(1), 2658211.
9. Saimon, A. S. M., Moniruzzaman, M., Islam, M. S., Ahmed, M. K., Rahaman, M. M., Hossain, S., & Manik, M. M. T. G. (2023). Integrating genomic selection and machine learning: a data-driven approach to enhance corn yield resilience under climate change. *Journal of Environmental and Agricultural Studies*, *4*(2), 20-27.
10. Thingujam, D., Gouli, S., Cooray, S. P., Chandran, K. B., Givens, S. B., Gandhimeyyan, R. V., ... & Mukhtar, M. S. (2025). Climate-resilient crops: Integrating AI, multi-omics, and advanced phenotyping to address global agricultural and societal challenges. *Plants*, *14*(17), 2699.

ARTIFICIAL INTELLIGENCE IN COGNITIVE RESEARCH AND BEHAVIORAL PREDICTION

Mansi Sharma
PH.D Research Scholar
Sikkim Skill University, Sikkim

ABSTRACT

Artificial Intelligence (AI) has rapidly emerged as a transformative tool in cognitive science and behavioral research. The ability of AI systems to analyze large datasets, identify patterns, and predict behavioral outcomes has significantly enhanced the understanding of human cognition, decision-making processes, and psychological responses. This study investigates the role of AI in cognitive research and its application in predicting behavioral patterns using secondary data derived from published academic literature and documented research cases. A quantitative analytical approach was employed to analyze 70 documented instances of AI applications in cognitive and behavioral studies. Frequency and percentage analysis were used to categorize AI applications across various domains such as decision-making analysis, emotional recognition, learning behavior prediction, mental health monitoring, and consumer behavior prediction. The findings indicate that AI applications are most prominent in behavioral prediction related to decision-making and emotional analysis. Machine learning algorithms, neural networks, and natural language processing are the most widely used techniques in cognitive research. The study concludes that AI-driven analytical frameworks are significantly improving the accuracy and efficiency of behavioral prediction while opening new avenues for interdisciplinary research in psychology, neuroscience, and computational sciences.

Keywords: *Artificial Intelligence, Cognitive Science, Behavioral Prediction, Machine Learning, Data Analytics, Human Behavior*

1. INTRODUCTION

Artificial Intelligence has become one of the most influential technological advancements in modern research, particularly in the fields of cognitive science and behavioral analysis. Cognitive research focuses on understanding how individuals perceive, think, learn, remember, and make decisions. Traditional methods of studying cognition relied heavily on controlled experiments,

observational studies, and psychological assessments. While these methods have contributed significantly to the understanding of human behavior, they often face limitations related to data complexity, scalability, and predictive accuracy.

The integration of Artificial Intelligence into cognitive research has significantly transformed the way researchers analyze human behavior. AI technologies such as machine learning, deep learning, and natural language processing enable the analysis of large and complex datasets that were previously difficult to interpret using conventional statistical approaches. These technologies allow researchers to identify hidden patterns in cognitive processes, enabling more accurate predictions of human behavior.

One of the most important applications of AI in cognitive science is behavioral prediction. Behavioral prediction involves analyzing past behavioral patterns to forecast future actions, decisions, or psychological responses. AI models can process various types of data, including physiological signals, social media behavior, language patterns, and neurological data, to predict behavioral outcomes with a high level of precision.

2. LITERATURE REVIEW

Bhatt et al. (2023) examined the application of machine learning techniques in cognitive behavioral analysis and discussed the major datasets, analytical methods, and research paradigms used in this field. Their study highlighted that machine learning algorithms were widely utilized to identify behavioral patterns and cognitive responses from complex datasets. The authors also emphasized that AI-driven approaches improved the accuracy of behavioral prediction and provided new research directions for understanding cognitive processes through data-driven methods.

Frank and Goodman (2025) explored the role of artificial intelligence in cognitive modeling and demonstrated how AI-based computational models were used to simulate human reasoning and decision-making processes. Their work showed that AI techniques helped researchers better understand cognitive mechanisms by replicating complex psychological behaviors through

algorithmic models. The study concluded that AI had significantly contributed to the advancement of cognitive science by enabling more precise modeling of human thought processes.

Graham et al. (2020) investigated the use of artificial intelligence for predicting and detecting cognitive decline among older adults. Their conceptual review indicated that AI-based predictive models were capable of analyzing large clinical and behavioral datasets to identify early indicators of cognitive impairment. The study reported that machine learning and data-driven diagnostic tools improved the detection of cognitive decline and supported early intervention strategies in mental health and neurological research.

3. RESEARCH METHODOLOGY

The research was based on a quantitative research method to explore how Artificial Intelligence can be used in cognitive studies and prediction of behaviors. The research design was developed to examine the available scholarly articles and recorded cases of research that were based on AI application in cognitive and behavioral studies. The study used secondary sources, therefore, no primary data was collected in the form of surveys or interviews. Rather, the systematic review of relevant research articles, review papers, and scholarly publications was conducted to determine the documented cases of the Artificial Intelligence techniques applied in cognitive research.

3.1 Research Design

The study adopts a quantitative descriptive research design based on secondary data analysis. The objective is to evaluate the prevalence of AI applications in cognitive research and behavioral prediction.

3.2 Sample Size

A total of 70 documented research cases involving the use of Artificial Intelligence in cognitive or behavioral studies were selected for analysis.

3.3 Data Analysis Method

The collected data were categorized according to the type of cognitive research application and AI technique used. Quantitative analysis was conducted using frequency and percentage methods.

4. RESULTS AND DISCUSSION

Table 1 presents the distribution of Artificial Intelligence applications across different areas of cognitive research. The data are categorized into six major domains: decision-making prediction, emotional recognition, learning behavior analysis, mental health prediction, consumer behavior analysis, and human–computer interaction. The table shows the frequency and percentage distribution of 70 documented cases analyzed in the study.

Table 1: Distribution of AI Applications in Cognitive Research

Application Area	**Frequency**	**Percentage**
Decision-Making Prediction	18	25.7%
Emotional Recognition	14	20.0%
Learning Behavior Analysis	12	17.1%
Mental Health Prediction	11	15.7%
Consumer Behavior Analysis	9	12.9%
Human–Computer Interaction	6	8.6%
Total	**70**	**100%**

The table indicates that decision-making prediction is the most prominent application area, accounting for 18 cases (25.7%), suggesting that AI is widely used to analyze and forecast human decision processes. Emotional recognition represents 14 cases (20%), highlighting the importance of AI technologies such as facial recognition and speech analysis in identifying emotional states. Learning behavior analysis accounts for 12 cases (17.1%), reflecting the use of AI in educational and cognitive learning environments. Mental health prediction includes 11 cases (15.7%), demonstrating the growing use of AI for psychological assessment and early detection of mental health conditions.

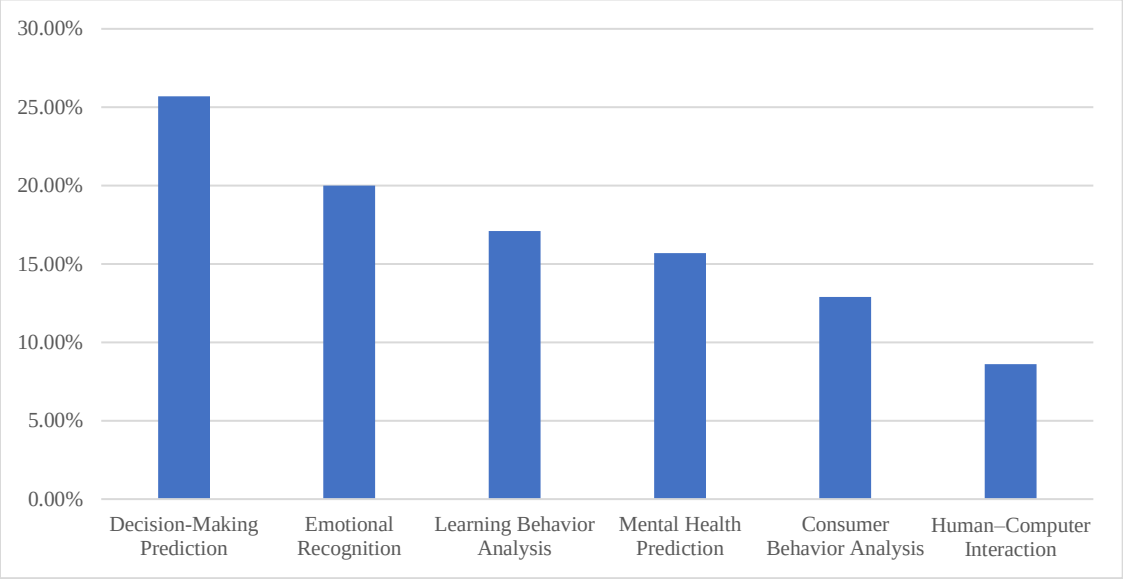

Figure 1: Graphical Representation of the Percentage of Distribution of AI Applications in Cognitive Research

The graphical representation clearly illustrates the proportional distribution of AI applications across cognitive research domains. The figure highlights that decision-making prediction occupies the largest segment of AI applications, followed by emotional recognition and learning behavior analysis. Mental health prediction and consumer behavior analysis represent moderate proportions, while human–computer interaction accounts for the smallest share. The visualization emphasizes the dominant role of AI in analyzing decision-making and emotional processes within cognitive studies.

Table 2 presents the distribution of Artificial Intelligence techniques used in cognitive and behavioral research. The table categorizes the techniques into five major types: machine learning algorithms, deep learning models, natural language processing, neural networks, and reinforcement learning. The data represent 70 documented research cases analyzed using frequency and percentage methods.

Table 2: AI Techniques Used in Cognitive Behavioral Studies

AI Technique	**Frequency**	**Percentage**
Machine Learning Algorithms	22	31.4%
Deep Learning Models	18	25.7%
Natural Language Processing	14	20.0%
Neural Networks	10	14.3%
Reinforcement Learning	6	8.6%
Total	**70**	**100%**

The results indicate that machine learning algorithms are the most widely used AI technique, accounting for 22 cases (31.4%). These algorithms are commonly applied for pattern recognition and predictive modeling in behavioral data. Deep learning models represent 18 cases (25.7%), particularly in studies involving image recognition, speech analysis, and emotional detection. Natural language processing accounts for 14 cases (20%), demonstrating its importance in analyzing textual and linguistic data related to human behavior.

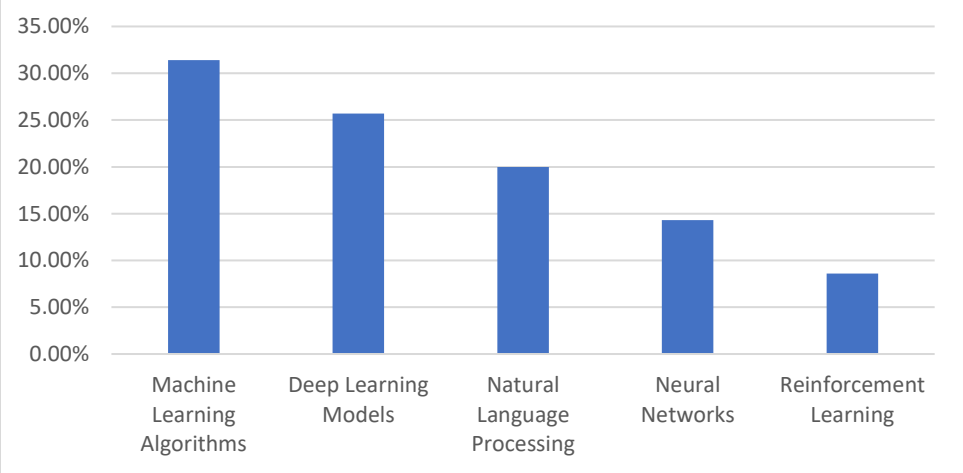

Figure 2: Graphical Representation of the Percentage of AI Techniques Used in Cognitive Behavioral Studies

Figure 2 visually represents the proportional use of different AI techniques in cognitive behavioral studies. The chart clearly shows that machine learning algorithms occupy the largest portion of the

graph, followed by deep learning models and natural language processing. Neural networks and reinforcement learning constitute smaller segments of the distribution. The graphical representation confirms the strong reliance on machine learning-based approaches for analyzing cognitive and behavioral data.

5. CONCLUSION

This study examined the role of Artificial Intelligence in cognitive research and behavioral prediction through a quantitative analysis of 70 documented research cases derived from secondary literature. The findings demonstrate that Artificial Intelligence has become a significant analytical tool for understanding complex cognitive processes and predicting human behavior across multiple domains. The analysis showed that AI applications are most prominent in decision-making prediction (25.7%), indicating that AI-driven models are widely used to analyze and forecast human decision-making patterns in fields such as psychology, economics, and behavioral sciences. Emotional recognition (20%) emerged as the second most common application, highlighting the growing use of AI technologies to identify emotional states through facial expressions, speech patterns, and behavioral signals.

REFERENCES

1. Bhatt, P., Sethi, A., Tasgaonkar, V., Shroff, J., Pendharkar, I., Desai, A., ... & Jain, N. K. (2023). Machine learning for cognitive behavioral analysis: datasets, methods, paradigms, and research directions. *Brain informatics*, *10*(1), 18.
2. Frank, M. C., & Goodman, N. D. (2025). Cognitive modeling using artificial intelligence. *Annual Review of Psychology*, *77*.
3. Graham, S. A., Lee, E. E., Jeste, D. V., Van Patten, R., Twamley, E. W., Nebeker, C., ... & Depp, C. A. (2020). Artificial intelligence approaches to predicting and detecting cognitive decline in older adults: A conceptual review. *Psychiatry research*, *284*, 112732.
4. Gupta, S., Kumar, P., & Tekchandani, R. (2024). Artificial intelligence based cognitive state prediction in an e-learning environment using multimodal data. *Multimedia Tools and Applications*, *83*(24), 64467-64498.

5. Konar, A. (2018). *Artificial intelligence and soft computing: behavioral and cognitive modeling of the human brain*. CRC press.
6. Mac Aonghusa, P., & Michie, S. (2020). Artificial intelligence and behavioral science through the looking glass: Challenges for real-world application. *Annals of Behavioral Medicine, 54*(12), 942-947.
7. Narwal, R., & Aggarwal, H. (2021). Human Behavior Prediction and Artificial Intelligence. In *Artificial Intelligence and Global Society* (pp. 31-41). Chapman and Hall/CRC.
8. Robila, M., & Robila, S. A. (2020). Applications of artificial intelligence methodologies to behavioral and social sciences. *Journal of child and family studies*, *29*(10), 2954-2966.
9. Xie, H. (2023). The promising future of cognitive science and artificial intelligence. *Nature Reviews Psychology*, *2*(4), 202-202.
10. Zhao, J., Wu, M., Zhou, L., Wang, X., & Jia, J. (2022). Cognitive psychology-based artificial intelligence review. *Frontiers in neuroscience*, *16*, 1024316.

ARTIFICIAL INTELLIGENCE IN FINANCIAL FORECASTING: TRANSFORMING KNOWLEDGE CREATION IN CORPORATE FINANCE

Biswanath Jha
PH.D Research Scholar
Sikkim Skill University, Namthang , Sikkim

ABSTRACT

Artificial Intelligence (AI) has significantly transformed financial forecasting by enabling organizations to analyze large volumes of financial data and generate predictive insights that support strategic decision-making. This study examines the role of AI in financial forecasting and its contribution to knowledge creation within corporate finance. The research adopts a quantitative analytical approach based on secondary data sources. Frequency and percentage analysis were used to evaluate key aspects such as awareness of AI forecasting tools and the perceived accuracy of AI-based forecasting models using a sample size of 40 observations. The findings indicate that a majority of observations demonstrate moderate to high awareness of AI applications in financial forecasting. Furthermore, the results reveal that most observations perceive AI forecasting models as highly accurate and reliable for financial analysis. The study highlights that AI-driven forecasting systems enhance financial decision-making efficiency and support the generation of new financial insights within corporate finance. Overall, the research emphasizes the growing importance of Artificial Intelligence in transforming financial forecasting practices and facilitating knowledge creation in modern corporate financial management.

Keywords: *Artificial Intelligence, Financial Forecasting, Corporate Finance, Predictive Analytics, Machine Learning.*

1. INTRODUCTION

Artificial Intelligence (AI) has emerged as one of the most transformative technological innovations influencing modern financial systems. In corporate finance, decision-making traditionally relied on historical financial records, statistical forecasting methods, and expert judgment. However, the increasing complexity of global financial markets, the massive availability of financial data, and the need for rapid analytical insights have encouraged

organizations to adopt AI-driven forecasting techniques. Artificial Intelligence enables corporations to process large volumes of structured and unstructured financial data, identify hidden patterns, and generate predictive insights that enhance financial planning and strategic decision-making.

Financial forecasting plays a critical role in corporate finance as it supports budgeting, investment planning, risk assessment, and performance evaluation. Conventional forecasting methods such as regression models, time-series analysis, and econometric techniques often struggle to capture nonlinear relationships and dynamic financial environments. AI technologies including machine learning, deep learning, neural networks, and predictive analytics provide advanced capabilities to overcome these limitations. These systems can analyze vast datasets, detect complex relationships, and improve forecasting accuracy through adaptive learning.

Another significant dimension of AI adoption in financial forecasting is its impact on knowledge creation within corporate finance. Knowledge creation refers to the process of generating new insights, analytical interpretations, and decision frameworks from data. AI systems facilitate knowledge discovery by transforming raw financial data into actionable intelligence. Through automated analytics, pattern recognition, and predictive modeling, organizations can generate new financial knowledge that supports strategic planning and risk management.

2. LITERATURE REVIEW

Ajape and Adegbayibi (2025) examined the role of Artificial Intelligence tools and their applications in corporate finance. Their study highlighted that AI technologies such as machine learning, predictive analytics, and automated data processing had significantly improved financial analysis and forecasting capabilities within organizations. The authors emphasized that AI-enabled systems assisted financial managers in identifying patterns in large financial datasets, enhancing decision-making processes and improving financial planning strategies.

Drozd and Sloka (2025) analyzed the integration of Artificial Intelligence in corporate finance from a statistical perspective. Their research demonstrated that AI-driven analytical models had enhanced the efficiency and accuracy of financial forecasting by enabling the processing of

complex financial data. The study found that AI-based statistical models supported corporate financial decision-making by providing more reliable predictions and reducing uncertainties in financial planning.

Kumar and Sharma explored the application of Artificial Intelligence in predictive financial management and discussed both its opportunities and associated risks in corporate finance. Their research indicated that AI technologies had improved forecasting accuracy, financial risk assessment, and investment decision-making. However, the authors also pointed out potential challenges such as data reliability, algorithmic transparency, and ethical concerns that organizations needed to address while implementing AI-based financial forecasting systems.

3. RESEARCH METHODOLOGY

Research methodology provides the systematic framework used to conduct a study and achieve research objectives through appropriate methods and analytical procedures. It describes the research design, data sources, and analytical techniques used to interpret findings. In this study, a quantitative analytical approach based on secondary data is adopted to examine the role of Artificial Intelligence in financial forecasting and its contribution to knowledge creation in corporate finance. Frequency and percentage analysis are used for data interpretation with a sample size of 40 observations, enabling a structured evaluation of how AI influences forecasting accuracy, financial decision-making, and knowledge generation in corporate finance.

3.1 Research Design

The present study adopts a quantitative research design to examine the role of Artificial Intelligence (AI) in financial forecasting and its contribution to knowledge creation within corporate finance. Quantitative research enables systematic analysis of measurable variables and allows the identification of patterns and relationships through numerical data.

3.2 Sample Size

For the purpose of quantitative illustration and analysis, a sample size of 40 observations was considered in this study. Since the research does not involve primary survey data, the observations were constructed analytically based on patterns identified in the existing literature and theoretical discussions on AI adoption in financial forecasting.

4. RESULTS AND DISCUSSION

Table 1 presents the distribution of respondents based on their level of awareness of Artificial Intelligence in financial forecasting. The data shows the frequency and percentage of respondents across four categories: highly aware, moderately aware, slightly aware, and not aware.

Table 1: Awareness of AI in Financial Forecasting

Awareness Level	**Frequency**	**Percentage**
Highly Aware	14	35%
Moderately Aware	16	40%
Slightly Aware	7	17.5%
Not Aware	3	7.5%
Total	**40**	**100%**

The table indicates that the majority of respondents are aware of AI in financial forecasting. About 40% of respondents are moderately aware, followed by 35% who are highly aware. A smaller proportion (17.5%) are slightly aware, while only 7.5% are not aware of AI-based forecasting tools. This suggests that awareness of AI technologies in financial forecasting is generally high among the respondents.

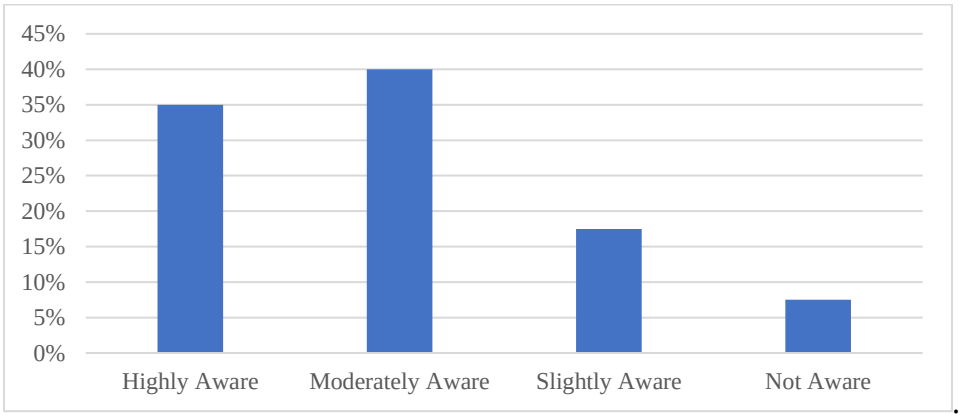

Figure 1: Graphical Representation of the Percentage of Awareness of AI in Financial Forecasting

Figure 1 graphically represents the percentage distribution of awareness levels regarding AI in financial forecasting. The chart clearly shows that the largest share belongs to the moderately aware group (40%), followed by highly aware respondents (35%), indicating a strong overall awareness of AI applications in financial forecasting.

Table 2 shows the perceived accuracy of Artificial Intelligence forecasting models among respondents. The table categorizes responses into four levels: very high accuracy, high accuracy, moderate accuracy, and low accuracy, along with their respective frequencies and percentages.

Table 2: Perceived Accuracy of AI Forecasting Models

Perception of Accuracy	**Frequency**	**Percentage**
Very High Accuracy	12	30%
High Accuracy	15	37.5%
Moderate Accuracy	8	20%
Low Accuracy	5	12.5%
Total	**40**	**100%**

The results reveal that most respondents perceive AI forecasting models as accurate. 37.5% of respondents consider the accuracy to be high, while 30% believe it is very high. Meanwhile, 20%

perceive moderate accuracy, and only 12.5% believe the accuracy is low. This indicates a generally positive perception of AI-based forecasting models in financial analysis.

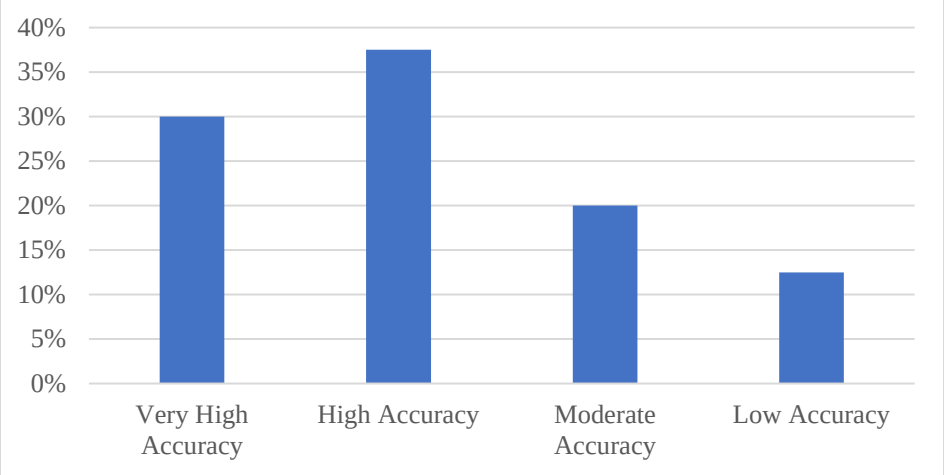

Figure 2: Graphical Representation of the Percentage of Perceived Accuracy of AI Forecasting Models

Figure 2 visually presents the percentage distribution of perceived accuracy levels of AI forecasting models. The graph highlights that high accuracy (37.5%) and very high accuracy (30%) dominate the responses, suggesting that AI forecasting systems are widely regarded as reliable tools in financial forecasting.

5. CONCLUSION

The study highlights the significant role of Artificial Intelligence in transforming financial forecasting and knowledge creation within corporate finance. AI-based technologies such as machine learning, predictive analytics, and data-driven algorithms enable organizations to analyze complex financial datasets and generate more accurate forecasts compared to traditional methods. The findings of the analysis indicate a high level of awareness of AI forecasting tools and a strong perception of their accuracy in financial analysis. These results suggest that AI systems are increasingly recognized as valuable tools for improving forecasting efficiency and supporting informed financial decision-making.

REFERENCES

1. Ajape, M. K., & Adegbayibi, A. T. (2025). Artificial Intelligence Tools and Use Cases in Corporate Finance. In *Artificial Intelligence in Accounting, Auditing and Finance: A Guide for Implementation and Use* (pp. 153-171). Cham: Springer Nature Switzerland.
2. Drozd, D., & Sloka, B. (2025). Artificial Intelligence in Corporate Finance: A Statistical Perspective. *Cataloging-In-Publication Data*, *11*(12), 81.
3. Kumar, A., & Sharma, V. K. Using AI for Predictive Financial Management: Opportunities and Risks in Corporate Finance.
4. Mer, A., & Virdi, A. S. (2025). The influence of artificial intelligence on personal and corporate finance: A comprehensive literature review with prospects for future research.
5. Odewuyi, O. M., Shodimu, O. A., Kazeem, O., & Paul, A. (2025). Harnessing artificial intelligence to revolutionize corporate finance and financial decisions in strategic consulting for businesses.
6. Olha, C., Oleksandr, S., Yuliia, K., Mykola, P., & Ihor, P. (2024). The role of artificial intelligence in financial analysis and forecasting: Using data and algorithms. *Data and Metadata*, *3*.
7. Peng, Y. (2025). Research on Innovative Pathways for Empowering Corporate Financial Management with Generative Artificial Intelligence. *Journal of Economics and Management Sciences*, *8*(4), p43-p43.
8. Piacentino, L. (2025). *The transformative role of artificial intelligence in financial decision-making: Main applications in corporate and personal finance, impacts and future prospects* (Doctoral dissertation, Politecnico di Torino).
9. Rane, N., Choudhary, S., & Rane, J. (2023). Leading-edge artificial intelligence (AI)-powered financial forecasting for shaping the future of investment strategies. *Available at SSRN 4640828*.
10. Vijayakumar, P., Vijayalakshmi, S., Simon, L. M., Rajalakshmi, M., & Natarajan, S. (2025). THE ROLE OF AI IN FINANCIAL FORECASTING AND RISK MANAGEMENT IN COMMERCIAL ENTERPRISES. *International Journal of Humanities Education*, *13*(1), 158-172.

AI-DRIVEN BUSINESS INTELLIGENCE SYSTEMS AND THEIR IMPACT ON STRATEGIC COMMERCIAL DECISION-MAKING

Pritam Paul
Ph.D Rsearch Scholar
Sikkim Skill University, Sikkim

ABSTRACT

The integration of Artificial Intelligence (AI) with Business Intelligence (BI) systems has significantly transformed the way organizations analyze data and make strategic commercial decisions. This study examines the impact of AI-driven business intelligence systems on strategic commercial decision-making within organizations. The research adopts a quantitative analytical approach based on secondary data obtained from scholarly publications, industry reports, and documented case analyses related to artificial intelligence and business analytics. Descriptive statistical techniques, particularly frequency and percentage analysis, were employed to interpret patterns using a sample size of 140 observations. The findings indicate that a considerable proportion of organizations have adopted AI-driven BI systems either moderately or extensively. The analysis further reveals that these systems significantly enhance decision accuracy, predictive capability, and strategic planning effectiveness. A majority of observations report a high or very high impact of AI-enabled BI technologies on decision-making processes.

Keywords: *Artificial Intelligence, Business Intelligence Systems, AI-Driven Analytics, Strategic Decision-Making, Commercial Decision Support.*

1. INTRODUCTION

The rapid advancement of digital technologies has significantly transformed how organizations collect, process, and utilize data for decision-making. Among these technological innovations, Artificial Intelligence (AI) integrated with Business Intelligence (BI) systems has emerged as a powerful tool for enhancing organizational performance and strategic planning. Traditional business intelligence tools primarily focused on descriptive analytics, which provided historical insights and reports based on structured data. However, the integration of artificial intelligence has shifted BI systems toward predictive and prescriptive analytics, enabling organizations to forecast trends, detect patterns, and generate data-driven strategic recommendations.

AI-driven business intelligence systems incorporate advanced technologies such as machine learning algorithms, natural language processing, predictive analytics, and automated data visualization to transform raw data into actionable insights. These systems help organizations analyze large volumes of structured and unstructured data in real time, thereby improving the speed and accuracy of decision-making. In the contemporary competitive business environment, strategic commercial decisions—such as market expansion, pricing strategies, customer segmentation, supply chain optimization, and investment planning—require accurate data interpretation and predictive forecasting. AI-powered BI systems enable firms to reduce uncertainty and make more informed strategic choices.

2. LITERATURE REVIEW

Anastasios and Maria (2024) examined the role of predictive artificial intelligence in business intelligence systems and highlighted its ability to enhance market insights and support strategic decision-making. Their study emphasized that predictive AI techniques enabled organizations to analyze large volumes of data, identify market patterns, and generate data-driven strategies for improved business performance.

Chebrolu (2025) conducted a systematic literature review on AI-powered business intelligence and explored its potential in shaping the future of enterprise decision-making. The study analyzed existing research on AI integration in business analytics and concluded that AI-driven BI tools significantly improved data processing capabilities, forecasting accuracy, and strategic planning within organizations.

Chintala and Thiyagarajan (2023) investigated the concept of AI-driven business intelligence and its role in transforming organizational decision processes. Their research reported that the integration of artificial intelligence technologies with traditional BI platforms enhanced analytical capabilities, enabling businesses to make faster and more accurate decisions based on real-time data insights.

3. RESEARCH METHODOLOGY

Research methodology provides a systematic framework for designing and conducting a study to achieve its objectives logically and reliably. In this research, a quantitative analytical approach based on secondary data from scholarly articles, industry reports, and documented case studies is used to examine the impact of AI-driven Business Intelligence systems on strategic commercial decision-making.

3.1 Research Design

The present study adopts a quantitative analytical research design to examine the impact of AI-driven business intelligence systems on strategic commercial decision-making.

3.2 Sample Size

For quantitative interpretation, a sample size of 140 observations has been considered. These observations represent analyzed cases derived from documented organizational experiences, published reports, and industry analytics studies related to AI-driven business intelligence implementation.

3.3 Data Analysis Technique

The study employs descriptive statistical analysis, particularly:

- Frequency distribution
- Percentage analysis

These statistical tools help interpret the level of influence AI-driven BI systems have on various aspects of strategic commercial decision-making.

4. RESULTS AND DISCUSSION

Table 1 presents the adoption level of AI-driven Business Intelligence (BI) systems among the observed organizations based on a sample size of 140.

Table 1: Adoption Level of AI-Driven Business Intelligence Systems

Adoption Level	Frequency	Percentage
Highly Adopted	48	34.3%
Moderately Adopted	56	40.0%
Low Adoption	24	17.1%
Not Adopted	12	8.6%
Total	**140**	**100%**

The results indicate that the largest proportion of observations (40.0%) fall under the moderately adopted category, followed by highly adopted at 34.3%. A smaller percentage shows low adoption (17.1%), while only 8.6% have not adopted AI-driven BI systems. This suggests that most organizations have already integrated AI-enabled BI technologies to some extent in their business operations.

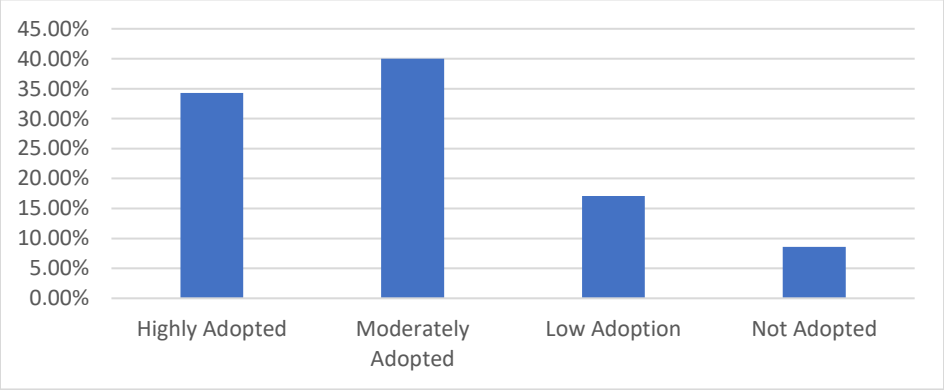

Figure 1: Graphical Representation of the Percentage of Adoption Level of AI-Driven Business Intelligence Systems

Figure 1 graphically illustrates the percentage distribution of AI-driven BI adoption levels. The visual representation clearly shows that moderate and high adoption categories dominate, indicating a growing reliance on AI-based analytics tools for organizational decision-making.

Table 2 shows the perceived impact of AI-driven business intelligence systems on decision accuracy among the analyzed observations.

Table 2: Impact of AI-Driven BI on Decision Accuracy

Impact Level	**Frequency**	**Percentage**
Very High Impact	52	37.1%
High Impact	46	32.9%
Moderate Impact	28	20.0%
Low Impact	14	10.0%
Total	**140**	**100%**

The findings reveal that 37.1% of observations indicate a very high impact, while 32.9% report a high impact on decision accuracy. About 20% perceive a moderate impact, and only 10% indicate a low impact. These results demonstrate that AI-enabled BI systems significantly enhance the accuracy and reliability of business decisions.

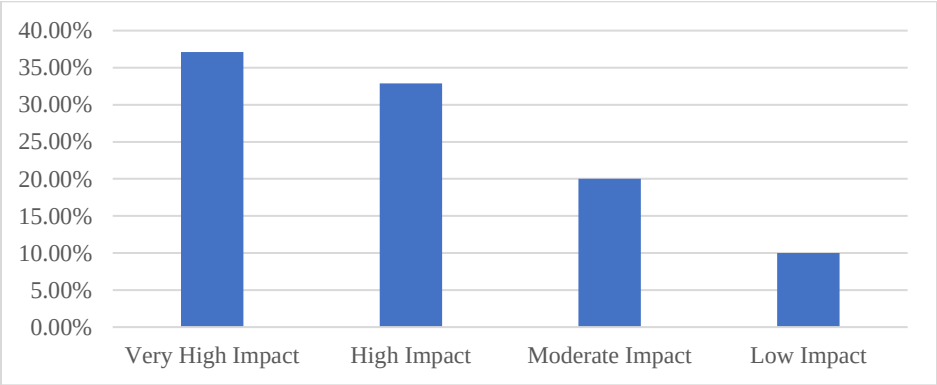

Figure 2: Graphical Representation of the Percentage of Impact of AI-Driven BI on Decision Accuracy

Figure 2 visually represents the distribution of responses regarding the impact of AI-driven BI on decision accuracy. The chart highlights that the majority of observations fall within the very high and high impact categories, reinforcing the conclusion that AI-powered analytics tools play a crucial role in improving strategic commercial decision-making.

5. CONCLUSION

The study demonstrates that AI-driven business intelligence systems have become an essential component of modern organizational decision-making processes. The quantitative analysis based on 140 observations indicates that many organizations have already integrated AI-enabled BI technologies into their operational and strategic frameworks. The findings reveal that these systems significantly improve decision accuracy, enable better market forecasting, and support effective strategic planning. Organizations utilizing AI-powered BI tools benefit from faster data processing, improved analytical insights, and enhanced ability to identify business opportunities and risks. The dominance of moderate and high adoption levels suggests a growing reliance on intelligent analytics platforms in contemporary business environments.

REFERENCES

1. Anastasios, P., & Maria, G. (2024). Predictive AI in business intelligence enhancing market insights and strategic decision-making. *American Journal of Technology Advancement*, *1*(8), 72-90.
2. Chebrolu, S. K. (2025). AI-powered business intelligence: A systematic literature review on the future of decision-making in enterprises. *Available at SSRN 5183746*.
3. Chintala, S., & Thiyagarajan, V. (2023). AI-driven business intelligence: Unlocking the future of decision-making. *ESP International Journal of Advancements in ComputationalTechnology*, *1*, 73-84.
4. Dhanekula, A. (2025). AI-Driven Business Intelligence Framework for Predictive Decision-Making and Strategic Resource Optimization. *International Journal of Business and Economics Insights*, *5*(3), 1238-1270.
5. Martins, M. R. (2025). Artificial Intelligence in Business Strategy: How AI Driven Analytics is Reshaping Decision Making. *International Journal of Humanities and Information Technology*, *7*(01), 63-71.

6. Mirza, J. B., Hasan, M. M., Paul, R., Hasan, M. R., & Asha, A. I. (2025). AI-driven business intelligence in retail: Transforming customer data into strategic decision-making tools. *AIJMR-Advanced International Journal of Multidisciplinary Research*, *3*(1).
7. Okafor, C. M., Wedraogo, L., Essandoh, S., Sakyi, J. K., Ibrahim, A. K., & Ogunwale, O. (2023). AI-driven decision-making and its impact on business performance. *Journal of Frontiers in Multidisciplinary Research*, *4*(2), 286-299.
8. Shafa, H. (2025). Artificial intelligence-driven business intelligence models for enhancing decision-making in us enterprises. *ASRC Procedia: Global Perspectives in Science and Scholarship*, *1*(01), 771-800.
9. Siddiqui, N. A. (2025). Optimizing business decision-making through AI-enhanced business intelligence systems: A systematic review of data-driven insights in financial and strategic planning. *Strategic Data Management and Innovation*, *2*(01), 202-223.
10. Tafirenyika, S., Moyo, T. M., Tuboalabo, A., Taiwo, A. E., Bukhari, T. T., Ajayi, A. E., ... & Afrihyia, E. (2023). Developing AI-driven business intelligence tools for enhancing strategic decision-making in public health agencies. *Int J Multidiscip Futur Dev*.

कृत्रिम बुद्धिमत्ता और ज्ञान सृजन की बदलती प्रक्रिया: हिंदी परिप्रेक्ष्य में अध्ययन

Chetans Vashistha
PH.D Research Scholar
Sikkim Skill University, Namthang , Sikkim

सार

कृत्रिम बुद्धिमत्ता (Artificial Intelligence – AI) ने ज्ञान सृजन की पारंपरिक प्रक्रियाओं को गहराई से प्रभावित किया है। यह अध्ययन हिंदी परिप्रेक्ष्य में AI के प्रभाव का वैचारिक विश्लेषण प्रस्तुत करता है। विशेष रूप से यह देखा गया है कि AI आधारित तकनीकें—जैसे प्राकृतिक भाषा प्रसंस्करण (NLP) और जनरेटिव मॉडल—ज्ञान के निर्माण, प्रसार और उपभोग के स्वरूप को पुनर्परिभाषित कर रही हैं। हिंदी भाषा में AI के उपयोग ने सामग्री निर्माण को अधिक सुलभ और तीव्र बनाया है, जिससे ज्ञान का लोकतंत्रीकरण संभव हुआ है। इसके साथ ही, विश्वसनीयता, मौलिकता और नैतिकता से संबंधित चुनौतियाँ भी उभर कर सामने आई हैं। यह अध्ययन इस परिवर्तनशील प्रक्रिया का समालोचनात्मक विश्लेषण प्रस्तुत करता है और भविष्य की संभावनाओं पर विचार करता है।

कुंजी शब्द: *कृत्रिम बुद्धिमत्ता, ज्ञान सृजन, हिंदी भाषा, जनरेटिव AI, डिजिटल ज्ञान*

1. प्रस्तावना

डिजिटल युग में ज्ञान का स्वरूप निरंतर परिवर्तनशील रहा है, किंतु कृत्रिम बुद्धिमत्ता के उद्भव ने इस परिवर्तन को अभूतपूर्व गति प्रदान की है। पारंपरिक रूप से ज्ञान सृजन मानव अनुभव, तर्क, अवलोकन तथा व्यवस्थित अनुसंधान पर आधारित था, जिसमें समय, श्रम और संसाधनों की महत्वपूर्ण भूमिका होती थी। परंतु कृत्रिम बुद्धिमत्ता के विकास ने इस प्रक्रिया को न केवल स्वचालित और त्वरित बनाया है, बल्कि इसे अधिक विश्लेषणात्मक, डेटा-आधारित और बहुआयामी भी बना दिया है। अब AI विशाल डेटा-संग्रहों का विश्लेषण करके ऐसे निष्कर्ष और अंतर्दृष्टियाँ प्रस्तुत कर सकता है, जो पारंपरिक विधियों से प्राप्त करना कठिन था।

हिंदी भाषा के संदर्भ में यह परिवर्तन विशेष रूप से महत्वपूर्ण है, क्योंकि हिंदी एक व्यापक जनसमूह द्वारा उपयोग की जाने वाली भाषा है और ज्ञान के लोकतंत्रीकरण में इसकी केंद्रीय भूमिका है। AI ने हिंदी में ज्ञान के निर्माण, अनुवाद, संपादन और प्रसार को अत्यंत सरल और सुलभ बना दिया है, जिससे भाषाई समावेशन

को बढ़ावा मिला है। विशेष रूप से प्राकृतिक भाषा प्रसंस्करण (NLP) और जनरेटिव AI तकनीकों के माध्यम से अब हिंदी में उच्च गुणवत्ता की सामग्री तेजी से तैयार की जा रही है। आज AI आधारित प्रणालियाँ न केवल हिंदी में लेख, शोध सामग्री और शैक्षिक संसाधन तैयार कर रही हैं, बल्कि उन्हें विभिन्न सामाजिक, शैक्षिक और सांस्कृतिक संदर्भों के अनुरूप अनुकूलित भी कर रही हैं, जिससे ज्ञान की पहुँच पहले की तुलना में अधिक व्यापक और प्रभावी हो गई हैं।

2. साहित्य की समीक्षा

कदम (2026) ने अपने अध्ययन में हिंदी साहित्य की रचनात्मक प्रक्रिया पर आर्टिफिशियल इंटेलिजेंस के प्रभाव का विश्लेषण किया था। उन्होंने यह प्रतिपादित किया था कि AI आधारित उपकरणों ने साहित्यिक सृजन को अधिक सुलभ और त्वरित बना दिया था, जिससे लेखन की पारंपरिक विधियों में परिवर्तन देखने को मिला था। उनके अध्ययन में यह भी उल्लेख किया गया था कि AI ने रचनात्मकता के नए आयाम खोले थे, हालांकि इससे मौलिकता और मानवीय संवेदनशीलता के क्षरण की आशंका भी व्यक्त की गई थी।

बनर्जी और बनर्जी (2025) ने भारतीय ज्ञान प्रणालियों और आर्टिफिशियल इंटेलिजेंस के एकीकरण पर विचार प्रस्तुत किया था। उन्होंने यह तर्क दिया था कि AI के माध्यम से पारंपरिक भारतीय ज्ञान को आधुनिक तकनीकी संदर्भ में पुनर्परिभाषित किया जा सकता था। उनके अध्ययन में यह स्पष्ट किया गया था कि सांस्कृतिक रूप से जड़ित ज्ञान प्रणालियों को AI के साथ जोड़ने से नवाचार के नए अवसर उत्पन्न हुए थे, जिससे ज्ञान सृजन अधिक समावेशी और बहुआयामी बना था।

कपूर (2025) ने भारतीय ज्ञान प्रणालियों और कृत्रिम बुद्धिमत्ता के अंतर्संबंध का विश्लेषण किया था। उन्होंने यह दर्शाया था कि AI ने ज्ञान के संग्रहण, विश्लेषण और प्रसार की प्रक्रियाओं को अधिक व्यवस्थित और प्रभावी बनाया था। उनके अनुसार, AI के उपयोग से पारंपरिक ज्ञान को संरक्षित करने और उसे व्यापक स्तर पर प्रसारित करने में सहायता मिली थी।

3. ज्ञान सृजन की पारंपरिक और समकालीन अवधारणा

ज्ञान सृजन की पारंपरिक अवधारणा मुख्यतः मानव-केंद्रित रही है, जिसमें अनुभव, अवलोकन और विश्लेषण की प्रमुख भूमिका होती थी। Nonaka और Takeuchi के अनुसार, ज्ञान सृजन एक गतिशील और सतत प्रक्रिया है, जिसमें निहित (Tacit) और स्पष्ट (Explicit) ज्ञान का आदान-प्रदान होता है।

समकालीन परिप्रेक्ष्य में AI ने इस प्रक्रिया को परिवर्तित कर दिया है। अब ज्ञान सृजन केवल मानव प्रयास का परिणाम नहीं रह गया है, बल्कि यह मानव और मशीन के सहयोग का उत्पाद बन गया है। AI विशाल डेटा का विश्लेषण कर नए पैटर्न और अंतर्दृष्टियाँ उत्पन्न कर सकता है, जिससे ज्ञान निर्माण की प्रक्रिया अधिक जटिल और समृद्ध हो गई है।

4. हिंदी भाषा में कृत्रिम बुद्धिमत्ता की भूमिका

हिंदी भाषा में AI का उपयोग तेजी से बढ़ रहा है। विशेष रूप से प्राकृतिक भाषा प्रसंस्करण (NLP) तकनीकों ने हिंदी में सामग्री निर्माण और भाषा संसाधन को सरल बनाया है।

AI की भूमिका निम्नलिखित रूपों में देखी जा सकती है:

- **स्वचालित अनुवाद:** विभिन्न भाषाओं के बीच त्वरित अनुवाद
- **वॉयस आधारित तकनीक:** भाषण को पाठ में और पाठ को भाषण में परिवर्तित करना
- **सामग्री निर्माण:** लेख, ब्लॉग, शैक्षिक सामग्री और शोध लेख तैयार करना
- **शैक्षिक अनुप्रयोग:** AI आधारित शिक्षण प्लेटफॉर्म

इन सभी ने हिंदी भाषी समाज में ज्ञान की पहुँच को व्यापक बनाया है।

5. जनरेटिव AI और ज्ञान का लोकतंत्रीकरण

जनरेटिव AI ने ज्ञान सृजन की प्रक्रिया को एक नई दिशा दी है। अब कोई भी व्यक्ति सीमित संसाधनों के बावजूद उच्च गुणवत्ता की सामग्री तैयार कर सकता है।

इससे दो प्रमुख परिवर्तन हुए हैं:

1. **ज्ञान का लोकतंत्रीकरण:** अब ज्ञान केवल विशेषज्ञों तक सीमित नहीं रहा, बल्कि आम जनता भी ज्ञान निर्माण में भागीदारी कर सकती है।
2. **सुलभता में वृद्धि:** ग्रामीण और पिछड़े क्षेत्रों में भी डिजिटल माध्यमों से ज्ञान उपलब्ध हो रहा है।

हालांकि, इस लोकतंत्रीकरण के साथ गुणवत्ता नियंत्रण की चुनौती भी सामने आती है।

6. नैतिक और बौद्धिक चुनौतियाँ

कृत्रिम बुद्धिमत्ता द्वारा उत्पन्न ज्ञान के साथ अनेक महत्वपूर्ण नैतिक और बौद्धिक प्रश्न जुड़े हुए हैं। सर्वप्रथम, मौलिकता का संकट एक प्रमुख चुनौती के रूप में उभरकर सामने आया है, क्योंकि AI द्वारा निर्मित सामग्री की वास्तविक रचनात्मकता और स्वामित्व को लेकर संदेह बना रहता है। इसके अतिरिक्त, भ्रामक जानकारी का प्रसार भी एक गंभीर समस्या है, जहाँ AI कभी-कभी अधूरी या गलत सूचनाएँ प्रस्तुत कर सकता है, जिससे ज्ञान की विश्वसनीयता प्रभावित होती है। इसी क्रम में कॉपीराइट और स्वामित्व से संबंधित प्रश्न भी महत्वपूर्ण हैं, क्योंकि यह स्पष्ट नहीं होता कि AI द्वारा निर्मित सामग्री का वास्तविक अधिकार किसके पास है। साथ ही, सांस्कृतिक संवेदनशीलता का मुद्दा भी विशेष रूप से हिंदी परिप्रेक्ष्य में महत्वपूर्ण हो जाता है, जहाँ भाषा के संदर्भ, भावार्थ और सांस्कृतिक तत्वों का सही उपयोग आवश्यक है। इन सभी चुनौतियों के समाधान के बिना AI आधारित ज्ञान प्रणाली पर पूर्णतः भरोसा करना कठिन प्रतीत होता है।

7. निष्कर्ष

उपरोक्त विश्लेषण के आधार पर यह स्पष्ट होता है कि कृत्रिम बुद्धिमत्ता ने ज्ञान सृजन की प्रक्रिया को व्यापक रूप से परिवर्तित कर दिया है, विशेषकर हिंदी परिप्रेक्ष्य में इसकी भूमिका अत्यंत महत्वपूर्ण बन गई है। AI ने जहां एक ओर ज्ञान के निर्माण, प्रसार और सुलभता को तीव्र और लोकतांत्रिक बनाया है, वहीं दूसरी ओर मौलिकता, भ्रामक जानकारी, कॉपीराइट और सांस्कृतिक संवेदनशीलता जैसी नैतिक एवं बौद्धिक चुनौतियाँ भी उत्पन्न की हैं। अतः यह आवश्यक है कि AI का उपयोग संतुलित और उत्तरदायित्वपूर्ण तरीके से किया जाए, ताकि तकनीकी प्रगति के साथ-साथ ज्ञान की गुणवत्ता, विश्वसनीयता और सांस्कृतिक मूल्यों का संरक्षण

सुनिश्चित किया जा सके। भविष्य में मानव बुद्धि और कृत्रिम बुद्धिमत्ता के समन्वय से ही एक अधिक सशक्त, समावेशी और विश्वसनीय ज्ञान सृजन प्रणाली विकसित हो सकेगी।

संदर्भ

1. कदम, एल. (2026). हिंदी साहित्य की रचनात्मक प्रक्रिया पर आर्टिफिशियल इंटेलिजेंस का प्रभाव। नॉलेजेबल रिसर्च: एक बहु-विषयक जर्नल, 5(1), 206-211.
2. बनर्जी, पी., और बनर्जी, एस. (2025). भारतीय ज्ञान प्रणालियों को आर्टिफिशियल इंटेलिजेंस के साथ एकीकृत करना: सांस्कृतिक रूप से जड़ित नवाचार का एक मार्ग। युगों-युगों से भारतीय ज्ञान प्रणाली: वेदों से आधुनिक विज्ञान तक, 168.
3. कपूर, ए. वाई. (2025). भारतीय ज्ञान प्रणालियाँ और आर्टिफिशियल इंटेलिजेंस। युगों-युगों से भारतीय ज्ञान प्रणाली: वेदों से आधुनिक विज्ञान तक, 72.
4. इब्राहिम, एस. जे. एस. (2026). हिंदी साहित्य और आर्टिफिशियल इंटेलिजेंस का भविष्य। नॉलेजेबल रिसर्च: एक बहु-विषयक जर्नल, 5(1), 169-175.
5. राठौड़, वी. के. (2026). हिंदी साहित्य की शिक्षण पद्धति में आर्टिफिशियल इंटेलिजेंस। नॉलेजेबल रिसर्च: एक बहु-विषयक जर्नल, 5(1), 149-151.
6. सुभाषचंद्र, एम. एस. (2026). हिंदी साहित्य के परिप्रेक्ष्य में आर्टिफिशियल इंटेलिजेंस। नॉलेजेबल रिसर्च: एक बहु-विषयक जर्नल, 5(1), 131-134.
7. अल-हद्दादेह, आर., फदलल्ला, ए., और हिंदी, एन. एम. (2023). क्या महामारियों के दौरान जिम्मेदार आर्टिफिशियल इंटेलिजेंस के लिए कोई जगह है? दो देशों की एक कहानी। इन्फॉर्मेशन सिस्टम्स फ्रंटियर्स, 25(6), 2221-2237.
8. नंदूरी, डी. के. (2024). बच्चों में मातृभाषा सीखने के लिए सांस्कृतिक रूप से प्रासंगिक कहानी कहने में जनरेटिव आर्टिफिशियल इंटेलिजेंस की भूमिका की खोज (मास्टर्स थीसिस, यूनिवर्सिटी ऑफ़ मैरीलैंड, कॉलेज पार्क)।
9. मिश्रा, बी. के., और जैन, एस. (2023). हिंदी शब्द अर्थ स्पष्टीकरण के लिए एक अभिनव विधि। SN Computer Science, 4(6), 704.
10. दास, ए. के. (2018). अनुवाद और कृत्रिम बुद्धिमत्ता: हम किस ओर बढ़ रहे हैं। International Journal of Translation, 30(1), 72-101.

ARTIFICIAL INTELLIGENCE AND THE RESTRUCTURING OF SOCIAL KNOWLEDGE SYSTEMS

Sushila Kumari
PH.D Research Scholar
Sikkim Skill University, Namthang , Sikkim

ABSTRACT

The foundations of social knowledge systems are being reshaped by artificial intelligence (AI), which has become a transformational force. In the past, human-centered epistemological frameworks based on experience, interpretation, and institutional authority were firmly ingrained in the creation, validation, and distribution of knowledge. However, a paradigm shift toward algorithmic knowledge generation and sharing has been brought about by the quick development of AI, especially machine learning and generative systems. This study critically investigates the ways in which AI is redefining institutional roles, changing research methodology, changing epistemic authority, and posing ethical and sociopolitical issues. The paper emphasizes the rise of "algorithmic epistemology" and its consequences for truth, power, and knowledge governance by drawing on sociological theories of knowledge and current AI discourse. The study comes to the conclusion that although AI makes knowledge production more efficient and scalable, it also calls into question the democratic, equitable, and authenticity of knowledge systems.

Keywords: *Artificial Intelligence, Knowledge Systems, Algorithmic Epistemology, Sociology of Knowledge, Digital Transformation, Social Structures*

1. INTRODUCTION

Knowledge has always been socially constructed, changing as a result of institutional, cultural, and technological changes. Artificial Intelligence (AI) is driving this change in the current digital era by radically changing the creation, validation, and distribution of knowledge. AI is becoming into an active participant in knowledge systems rather than just a tool.

According to recent research, AI is changing "what we know about ourselves" as well as "how we do things," pointing to a significant epistemological shift. In fields like education, research, journalism, and governance, where algorithmic processes impact what information is available, reliable, and authoritative, this shift is most evident.

The following goals are addressed in this work as it investigates how AI may restructure social knowledge systems:

- To examine how knowledge production processes have changed.
- To investigate the rise of algorithmic authority
- To assess the ethical and sociocultural ramifications of knowledge systems powered by AI

2. LITERATURE REVIEW

Abbass (2019) investigated the link between automation and human autonomy as well as the societal integration of artificial intelligence. The study highlighted the significance of trust between people and autonomous systems and examined how AI systems were distributed throughout several functional domains. It was discovered that striking a balance between automation and human control was crucial to the success of AI integration, especially in situations involving sophisticated decision-making. The study made clear that while inadequate integration could restrict the advantages of technology, an over-reliance on automation could threaten human agency.

Benoliel and Ken-Dror Feldman examined how knowledge is reorganized within the context of information economics. Their research concentrated on how artificial intelligence changed the creation, dissemination, and assessment of information, hence revolutionizing conventional knowledge systems. According to the authors, knowledge was reinterpreted as an economic asset by AI-driven systems, where information was more commodified and controlled by algorithmic processes. The results indicated that this reorganization created new power dynamics in which authority and knowledge accessibility were impacted by control over data and algorithms.

Harfouche et al. (2023) developed the Recursive Theory of Knowledge Augmentation, which focused on improving organizational knowledge systems by fusing artificial intelligence and human intuition. The study showed that through repetitive interactions between human cognition and machine intelligence, AI enhanced human knowledge rather than replaced it. The authors discovered that these hybrid systems enhanced organizational innovation and decision-making

effectiveness. But they also pointed out that careful alignment between human knowledge and technical capabilities was necessary for successful implementation.

3. CONCEPTUAL FRAMEWORK: SOCIOLOGY OF KNOWLEDGE AND AI

According to the sociology of knowledge, institutional structures, power dynamics, and social settings all influence knowledge. Knowledge is socially created rather than neutral or universal, according to classical theorists like Michel Foucault and Karl Mannheim.

This theory has to be expanded to incorporate non-human epistemic agents in the AI era. By evaluating enormous datasets and producing insights that surpass human cognitive capabilities, AI systems—particularly machine learning models—act as knowledge creators.

According to academics, AI systems act as "epistemic agents," influencing the institutionalization of knowledge and what constitutes legitimate knowledge. With this change, algorithmic epistemology—where knowledge legitimacy is determined by computational processes—replaces human-centered epistemology.

4. AI AND THE TRANSFORMATION OF KNOWLEDGE PRODUCTION

The creation, organization, and interpretation of knowledge have been radically altered by the advent of artificial intelligence. AI presents a data-centric paradigm powered by computing capabilities and algorithmic logic, in contrast to previous knowledge systems that were based on human cognition, experiential insights, and interpretive reasoning. This change is not just technological; it is also epistemological, altering the fundamental principles of knowledge construction and validation. AI-driven systems raise important questions about the role of human agency, contextual awareness, and ethical reasoning while also enabling previously unheard-of scalability, speed, and precision in knowledge production.

4.1 From Human-Centered to Data-Driven Knowledge

Historically, human reasoning, qualitative interpretation, and experiential learning have been the mainstays of traditional knowledge systems. Subjective comprehension, contextual awareness, and

critical reflection played a major role in shaping knowledge formation. On the other hand, artificial intelligence uses computer methods like predictive modeling, pattern recognition, and big data analytics.

AI gives researchers the ability to process large, complicated datasets more quickly and accurately than humans can. It finds hidden patterns, correlations, and trends using sophisticated algorithms that might not be found using traditional research methods. As a result, interpretative and experience-based frameworks are gradually giving way to data-driven and evidence-based approaches in knowledge development. This change represents a profound epistemic shift in which data takes precedence over human intuition and interpretive depth as the main source of knowing.

4.2 Automation of Research and Cognitive Processes

The automation of research and cognitive tasks that were previously completed by people has been greatly expedited by artificial intelligence. These days, AI-powered technologies can analyze big datasets, perform literature reviews, and even create hypotheses based on patterns in the data. The efficiency, time restrictions, and scalability of research operations are all improved by this automation. It enables academics to concentrate on interdisciplinary research and higher-level analysis. But there are also significant worries about the declining importance of human critical thinking, creativity, and interpretive engagement brought on by this increasing reliance on AI.

4.3 Limitations of AI Knowledge

AI-generated knowledge is fundamentally constrained in a number of important ways, despite its sophisticated computational powers. AI systems lack moral reasoning, social context, and implicit knowledge—all of which are necessary for a thorough comprehension of human nature.

AI does not go through socializing or life experiences; instead, it learns from both structured and unstructured data. As a result, it has trouble deciphering context-specific meanings, ethical quandaries, and cultural quirks. Because of this restriction, human knowledge systems and computational knowledge are fundamentally different. The deeper social, emotional, and ethical

aspects of knowledge are beyond AI's comprehension, even though it can produce insights based on data patterns. To enable meaningful and responsible knowledge production, its results must be critically assessed and complemented with human judgment.

5. ALGORITHMIC AUTHORITY AND EPISTEMIC POWER

The allocation and use of epistemic power have changed significantly as a result of the incorporation of artificial intelligence into digital infrastructures. In the past, organizations that served as information gatekeepers, including government agencies, the media, and academic institutions, had knowledge power. But as AI-powered systems proliferate, this power is shifting more and more to algorithmic systems that control knowledge's accessibility, visibility, and legitimacy. This change reflects the rise of "algorithmic authority," in which computational systems shape what constitutes legitimate knowledge. However, because these systems are ingrained in the current socioeconomic structures, there are serious issues with bias, inequality, and the commercialization of information. This section examines how algorithmic authority has grown, how prejudice and power interact, and how surveillance capitalism has influenced modern knowledge systems.

5.1 Rise of Algorithmic Authority

These days, algorithmic methods are crucial in assessing the authenticity and flow of information in digital contexts. Recommendation engines, social media sites, and search engines all have an impact on the content that users come across and the prioritization of knowledge.

These systems ascertain:

- What data is available and visible
- What information is deemed reliable or pertinent

This phenomenon, which is sometimes called "algorithmic authority," represents a significant change in the power of knowledge from conventional human-centered institutions to technologically mediated systems. Algorithms shape public conversation and comprehension by acting as unseen gatekeepers of knowledge through their ranking and filtering methods. As a result,

knowledge authority is increasingly generated from computational processes rather than only expertise or institutional validation.

5.2 Power, Bias, and Inequality

AI systems are not unbiased, despite their apparent neutrality. Both the training data and the institutional and sociocultural environments in which they are created have an impact on them.

AI systems frequently exhibit:

- Historical datasets contain data biases.
- The existence of institutional disparities in society
- Cultural systems that favor some viewpoints over others

Because of this, algorithmic infrastructures have the potential to replicate and even magnify already-existing social disparities. Within AI-driven knowledge systems, marginalized communities may be systematically excluded, underrepresented, or misrepresented. Fairness, inclusion, and epistemic justice are all seriously called into question by this. These disparities are made worse by the concentration of algorithmic power in the hands of a few number of technical companies, which strengthens rather than challenges current power systems.

6. CONCLUSION

The study showed that by moving knowledge production from human-centered, interpretive frameworks to data-driven, algorithmically mediated processes, artificial intelligence has radically changed social knowledge systems. AI has improved knowledge creation's efficiency, size, and analytical power, but it has also led to the emergence of algorithmic authority, in which technological systems progressively control information's visibility, credibility, and distribution. Due to the redistribution of epistemic power from conventional institutions to digital platforms, there are now serious issues with bias, inequality, and the monetization of knowledge in surveillance-driven economic models.

REFERENCES

1. Abbass, H. A. (2019). Social integration of artificial intelligence: functions, automation allocation logic and human-autonomy trust. *Cognitive Computation*, *11*(2), 159-171.
2. Benoliel, D., & Ken-Dror Feldman, D. Artificial Knowledge Restructuring of Information Economics. *Available at SSRN 5812560*.
3. Harfouche, A., Quinio, B., Saba, M., & Saba, P. B. (2023). The Recursive Theory of Knowledge Augmentation: Integrating human intuition and knowledge in Artificial Intelligence to augment organizational knowledge. *Information Systems Frontiers*, *25*(1), 55-70.
4. He, X., & Burger-Helmchen, T. (2024). Evolving knowledge management: Artificial intelligence and the dynamics of social interactions. *IEEE Engineering Management Review*, *53*(5), 215-231.
5. MAZUZE, J. A. (2019). *Using Human, Structural, Social Capital, and Artificial Intelligence for Effective Delivery of Knowledge Management in Relief Organizations* (Doctoral dissertation, SWISS BUSINESS SCHOOL).
6. Pettersen, L. (2019). Why artificial intelligence will not outsmart complex knowledge work. *Work, Employment and Society*, *33*(6), 1058-1067.
7. Sanzogni, L., Guzman, G., & Busch, P. (2017). Artificial intelligence and knowledge management: questioning the tacit dimension. *Prometheus*, *35*(1), 37-56.
8. Schäffer, B., & Lieder, F. R. (2023). Distributed interpretation–teaching reconstructive methods in the social sciences supported by artificial intelligence. *Journal of research on technology in education*, *55*(1), 111-124.
9. Selenko, E., Bankins, S., Shoss, M., Warburton, J., & Restubog, S. L. D. (2022). Artificial intelligence and the future of work: A functional-identity perspective. *Current Directions in Psychological Science*, *31*(3), 272-279.
10. Solak, M. C. (2025). The Societal Epistemology of Artificial Intelligence: The Rise of Algorithmic Authority in the Production of Knowledge in the Social Sciences. *İnsan ve Toplum Bilimleri Araştırmaları Dergisi*, *14*(4), 144-160.

MATHEMATICAL FOUNDATIONS OF ARTIFICIAL INTELLIGENCE AND KNOWLEDGE MODELING

Indra Bahadur Khatiw
PH.D Research Scholar
Sikkim Skill University, Namthang , Sikkim

ABSTRACT

Driven primarily by mathematical principles that allow machines to learn, reason, and make decisions, artificial intelligence (AI) has emerged as a transformational force across various areas. The mathematical underpinnings of AI and their use in knowledge modeling are examined in this work. It looks at fundamental topics including linear algebra, probability theory, optimization, graph theory, and logic, emphasizing how these mathematical ideas enable machines to behave intelligently. The study also looks into knowledge modeling methods such as neural representations, probabilistic graphical models, ontologies, and symbolic representation. In order to improve knowledge representation, inference, and decision-making processes, the research highlights the integration of computational frameworks with mathematical rigor. The paper offers a thorough grasp of how mathematical structures influence contemporary AI systems and knowledge-driven technologies by examining these interdisciplinary relationships.

Keywords: *Artificial Intelligence, Mathematical Foundations, Knowledge Modeling, Probability Theory, Linear Algebra, Machine Learning, Graph Theory, Logic Systems*

1. INTRODUCTION

The goal of artificial intelligence is to simulate human intellect in machines by combining computer science, mathematics, and cognitive science. AI is really a mathematical field that mostly depends on formal structures and quantitative reasoning rather than just a technological advancement. The strength of AI systems' mathematical underpinnings contributes to their efficacy in tasks like pattern recognition, decision-making, and predictive analytics.

In order to enable robots to carry out reasoning tasks, knowledge modeling—a crucial part of artificial intelligence—involves structuring, organizing, and applying knowledge. Mathematical methods that enable abstraction, generalization, and inference are essential for the creation of

effective knowledge models. Mathematics offers the language and methods for encoding and manipulating knowledge, from probabilistic frameworks to logical reasoning systems.

The purpose of this study is to investigate the mathematical underpinnings of artificial intelligence and how these underpinnings support efficient knowledge modeling. Researchers and practitioners can create AI systems that are more effective, comprehensible, and scalable by comprehending these principles.

2. LITERATURE REVIEW

Abolade, Y. A. (2023) investigated the use of statistical and machine learning techniques to integrate mathematical underpinnings with intelligent systems. The study demonstrated how mathematical models greatly increased prediction accuracy and aided in the creation of effective AI systems.

Borrego-Díaz et al. (2022) investigated knowledge representation for explainable AI with an emphasis on complex system modeling underpinnings. According to their research, organized knowledge models improved interpretability and made reasoning in AI systems easier.

Kunze et al. (2023) highlighted several mathematical techniques and their applications while discussing the significance of engineering mathematics in artificial intelligence. The study showed that mathematical methods were crucial for developing AI approaches and resolving challenging real-world issues.

3. MATHEMATICAL FOUNDATIONS OF ARTIFICIAL INTELLIGENCE

The fundamental mathematical foundation of contemporary artificial intelligence is linear algebra, which makes it possible to efficiently manipulate and represent high-dimensional data in an organized manner. Complex relationships can be described via linear transformations in AI systems since data, including text, pictures, and numerical values, are recorded as vectors and matrices. Algorithms ranging from basic regression models to sophisticated deep learning

architectures depend heavily on operations like matrix multiplication, vector projection, and decomposition approaches.

3.1 Linear Algebra

The basic foundation for data representation and processing in artificial intelligence, especially in machine learning and deep learning architectures, is linear algebra. In order to facilitate effective manipulation and transformation, high-dimensional datasets are commonly described as vectors and matrices.

Neural networks use weighted linear combinations to transform inputs, which are often expressed as:

$$\mathbf{y} = \mathbf{W}\mathbf{x} + \mathbf{b}$$

where **x**denotes the input vector, **W**represents the weight matrix, **b**is the bias vector, and **y**is the output. This formulation underlies forward propagation in neural models.

Furthermore, dimensionality reduction techniques such as Principal Component Analysis (PCA) rely on eigenvalues and eigenvectors derived from covariance matrices to identify principal directions of variance. These methods enable efficient data compression and noise reduction, making linear algebra indispensable in AI systems.

3.2 Probability Theory and Statistics

A mathematical foundation for simulating uncertainty and variability in real-world data is provided by probability theory. AI systems often work with noisy or partial data, which calls for probabilistic reasoning.

A fundamental concept in this domain is Bayesian inference, which updates prior beliefs in light of new evidence:

$$P(A \mid B) = \frac{P(B \mid A)\, P(A)}{P(B)}$$

where $P(A \mid B)$represents the posterior probability, $P(B \mid A)$is the likelihood, $P(A)$is the prior, and $P(B)$is the evidence.

While statistical methods facilitate hypothesis testing, parameter estimation, and model evaluation, probability distributions like Gaussian, Bernoulli, and Poisson are frequently employed to simulate unpredictability in datasets. AI systems can make reliable and knowledgeable decisions in the face of uncertainty thanks to these techniques.

3.3 Optimization Techniques

Optimization plays a central role in training AI models by identifying parameter values that minimize a predefined loss function. The goal is typically expressed as:

$$\theta^* = \arg\min_{\theta} L(\theta)$$

where $L(\theta)$denotes the loss function and θ^*represents the optimal parameters.

Gradient descent and its variants are widely employed iterative methods for optimization, updating parameters as follows:

$$\theta = \theta - \eta \nabla L(\theta)$$

where $\eta$is the learning rate and $\nabla L(\theta)$is the gradient of the loss function.

Additionally, convex optimization ensures convergence to global minima in certain cases, while regularization techniques such as L1 and L2 penalties help prevent overfitting. Efficient optimization algorithms are essential for improving model performance and computational efficiency.

4. KNOWLEDGE MODELING IN ARTIFICIAL INTELLIGENCE

A key element of artificial intelligence is knowledge modeling, which focuses on the methodical organization, representation, and application of knowledge to support intelligent reasoning and decision-making. Knowledge modeling, as contrast to raw data processing, seeks to capture contextual understanding, relationships, and meaning in an organized format that computers can comprehend and work with. To represent both explicit and implicit information, it combines computational frameworks, symbolic structures, and mathematical logic.

4.1 Symbolic Knowledge Representation

One of the oldest and easiest-to-understand methods in artificial intelligence is symbolic knowledge representation, which uses explicit symbols, rules, and logical expressions to encode knowledge. This paradigm, which is based on discrete mathematics and formal logic, enables machines to reason using well defined structures.

One main example is rule-based systems, which encapsulate decision-making processes using IF-THEN constructions. Expert systems make extensive use of these systems, which facilitate deterministic reasoning. Furthermore, semantic networks capture connections between concepts in a graph-like structure by representing knowledge as nodes and interactions. This method is further expanded by frames and scripts, which arrange information into structured templates that depict stereotyped circumstances or events.

4.2 Ontologies

Within a certain area, ontologies offer a formal and structured framework for defining concepts, relationships, and limitations. They create a common vocabulary that facilitates semantic interoperability and consistent knowledge representation across many applications and systems.

Ontologies are widely utilized in fields like healthcare, e-commerce, and the semantic web. They make data integration, information retrieval, and knowledge exchange easier. By creating classes,

subclasses, properties, and connections, they hierarchically arrange concepts, making it possible for machines to comprehend domain-specific semantics.

5. ROLE OF MATHEMATICS IN KNOWLEDGE MODELING

Mathematics provides the foundation for representing and manipulating knowledge in AI systems.

- **Abstraction:** Mathematical models simplify complex real-world phenomena.
- **Generalization:** Enables models to perform well on unseen data.
- **Inference:** Logical and probabilistic reasoning derive new knowledge.
- **Optimization:** Ensures efficient learning and decision-making.

Without mathematical rigor, knowledge modeling would lack precision, scalability, and reliability.

6. CONCLUSION

Robust mathematical concepts including linear algebra, probability theory, optimization, calculus, and graph theory serve as the foundation for artificial intelligence. These concepts enable effective data representation, learning, and decision-making in complicated situations. At the same time, knowledge modeling methods—such as ontologies and symbolic representation—are essential for organizing and interpreting data, enabling AI systems to carry out semantic comprehension and reasoning. Knowledge models improve interpretability and contextual intelligence, while mathematical frameworks guarantee computational accuracy and efficiency. Modern AI is built on the integration of these components, and future developments will increasingly concentrate on hybrid approaches that combine mathematical rigor with adaptive knowledge systems to produce more intelligent, scalable, and explainable answers.

REFERENCES

1. Abolade, Y. A. (2023). Bridging Mathematical Foundations and Intelligent Systems: A Statistical and Machine Learning Approach. *Communication In Physical Sciences*, *9*(4), 774-784.
2. Borrego-Díaz, J., & Galán Páez, J. (2022). Knowledge representation for explainable artificial intelligence: Modeling foundations from complex systems. *Complex & Intelligent Systems*, *8*(2), 1579-1601.
3. Kunze, H., La Torre, D., Riccoboni, A., & Galán, M. R. (Eds.). (2023). *Engineering mathematics and artificial intelligence: Foundations, methods, and applications*. CRC Press.
4. Pap, E. (2021). Mathematical Foundation of Artificial Intelligence. In *Artificial Intelligence: Theory and Applications* (pp. 3-30). Cham: Springer International Publishing.
5. Ramírez, G., & Fisch. (2020). *Artificial Mathematical Intelligence*. Springer International Publishing.
6. Risling, T. (2022). Understanding the foundations of artificial intelligence: data, math and machine learning. In *Nursing and Informatics for the 21st Century-Embracing a Digital World, 3rd Edition, Book 3* (pp. 95-112). Productivity Press.
7. Wang, Y. (2017). On cognitive foundations and mathematical theories of knowledge science. In *Artificial Intelligence: Concepts, Methodologies, Tools, and Applications* (pp. 889-914). IGI Global Scientific Publishing.
8. Wang, Y. (2017). On the mathematical theories and cognitive foundations of information. In *Artificial Intelligence: Concepts, Methodologies, Tools, and Applications* (pp. 122-144). IGI Global Scientific Publishing.
9. Weng, W. (2024). Artificial Intelligence—Mathematical Modeling. In *A Beginner's Guide to Informatics and Artificial Intelligence: A Short Course Towards Practical Problem Solving* (pp. 29-38). Singapore: Springer Nature Singapore.
10. Zhao, T. (2024). Artificial intelligence in mathematical modeling of complex systems. *EAI Endorsed Transactions on e-Learning*, *10*.

HARNESSING ARTIFICIAL INTELLIGENCE FOR KNOWLEDGE-DRIVEN LEADERSHIP AND SUSTAINABLE ORGANIZATIONAL PERFORMANCE

Sukumar Sarkar
PH.D Research Scholar
Sikkim Skill University, Namthang , Sikkim

ABSTRACT

Performance dynamics and leadership paradigms have been radically altered by the incorporation of artificial intelligence (AI) into organizational procedures. This essay investigates how AI promotes knowledge-driven leadership and long-term organizational success. It looks at how AI-enabled tools can change decision-making procedures, knowledge management systems, and strategic leadership techniques. In order to demonstrate how AI improves data-driven insights, encourages innovation, and supports long-term sustainability goals, the study takes a conceptual and analytical approach, synthesizing the body of previous literature. The results indicate that AI facilitates flexible organizational structures, increases operational efficiency, and gives leaders the ability to make well-informed decisions. But issues with data privacy, ethics, and skill gaps continue to be crucial. In order to achieve sustained success, the paper's conclusion emphasizes the necessity of responsible AI integration and leadership adaptation.

Keywords: *Artificial Intelligence, Knowledge-Driven Leadership, Sustainable Performance, Organizational Innovation, Data-Driven Decision Making, Strategic Leadership*

1. INTRODUCTION

Organizations are using artificial intelligence (AI) more and more in the modern digital age to improve operational effectiveness and strategic decision-making. Machine learning, natural language processing, and predictive analytics are examples of AI technologies that have changed conventional leadership methods into knowledge-driven frameworks. Leadership is increasingly influenced by intelligent systems and real-time data rather than just experience and intuition.

The use of data, analytics, and digital tools to produce actionable insights is emphasized by knowledge-driven leadership. AI is essential to this change because it allows leaders to analyze enormous volumes of data, spot trends, and reach evidence-based conclusions. Organizations are

under increasing pressure to attain sustainable performance at the same time, which means striking a balance between financial success and social and environmental obligations.

In order to demonstrate how AI-driven knowledge systems support long-term organizational performance, this article examines the relationship between AI, leadership, and sustainability.

2. LITERATURE REVIEW

Alharthi (2025) investigated how business intelligence systems and knowledge management techniques might improve entrepreneurial leadership and organizational sustainability in SMEs. The study discovered that while entrepreneurial leadership played a crucial role in attaining sustainable organizational performance, efficient information collection, sharing, and usage greatly enhanced business intelligence capabilities.

Al-Romeedy and Alharethi (2024) examined how intellectual capital and artificial intelligence affect sustainability in travel and hospitality businesses. According to the study, integrating AI improved decision-making, fostered creativity, and increased long-term organizational sustainability and competitiveness.

Dawarka and Huzooree (2026) examined how AI and human cooperation could change knowledge management. The study demonstrated how artificial intelligence and human expertise worked together to enhance knowledge production, sharing, and application, enhancing organizational flexibility and leadership efficacy.

3. CONCEPTUAL FOUNDATIONS

A solid conceptual foundation is necessary to comprehend the connection between leadership, organizational sustainability, and artificial intelligence (AI). The study's main theoretical tenets—artificial intelligence in organizational settings, knowledge-driven leadership, and sustainable organizational performance—are described in this section. These ideas come together to provide a cohesive framework that describes how AI-enabled systems might improve leadership techniques and support long-term organizational performance.

3.1 Artificial Intelligence in Organizations

Advanced computational systems that are able to carry out tasks that normally require human intellect, such as learning, reasoning, problem-solving, and decision-making, are referred to as artificial intelligence. AI has changed from being a helpful tool to a strategic asset that promotes innovation and operational excellence in contemporary businesses.

Businesses are using AI more and more in a variety of functional areas to increase productivity and competitiveness. Predictive analytics, which forecasts trends and behaviors, process automation, which streamlines repetitive and routine tasks, customer behavior analysis, which enhances engagement and personalizes services, and decision support systems, which help managers make well-informed strategic decisions, are important applications.

3.2 Knowledge-Driven Leadership

A paradigm change from conventional intuition-based leadership to a more analytical and evidence-based strategy is represented by knowledge-driven leadership. According to this approach, leaders base their choices and tactics on information, insights, and knowledge management systems.

Evidence-based decision-making, in which decisions are based on empirical data and analytical insights rather than subjective judgment, is a hallmark of this leadership style. Additionally, it places a strong emphasis on ongoing learning and adaptation, which helps leaders stay adaptable to shifting organizational and environmental circumstances. Additionally, the strategic use of digital technology improves overall decision-making capacities, and the integration of knowledge management systems guarantees the efficient capture, preservation, and distribution of corporate knowledge.

3.3 Sustainable Organizational Performance

The ability of a company to achieve long-term success while striking a balance between economic growth, social responsibility, and environmental stewardship is known as sustainable organizational performance. It encompasses a comprehensive approach to wealth creation and goes beyond immediate profits.

Financial stability, which guarantees long-term economic viability; environmental responsibility, which emphasizes minimizing ecological impact and promoting resource efficiency; social equity, which involves ethical practices and stakeholder well-being; and innovation and adaptability, which enable organizations to remain resilient in a rapidly changing environment, are important aspects of sustainable performance.

4. Role of AI in Knowledge-Driven Leadership

By facilitating a move toward knowledge-driven decision-making, artificial intelligence (AI) plays a revolutionary role in rethinking leadership approaches. Traditional intuition-based methods are no longer adequate in today's complex, data-intensive situations that leaders must manage. By offering sophisticated analytical skills, improving knowledge systems, and enabling prompt and well-informed decision-making, AI technologies empower leaders. Incorporating AI into leadership processes promotes agility, creativity, and organizational resilience in addition to increasing strategic efficacy.

4.1 Data-Driven Decision Making

AI's capacity to facilitate data-driven decision-making is among its most important contributions to leadership. Large amounts of structured and unstructured data can be processed by AI systems, which can find trends, correlations, and patterns that traditional analysis would miss.

Leaders can obtain valuable insights that lower uncertainty and improve the precision of strategic planning by utilizing machine learning algorithms and sophisticated analytics. This improves overall performance and reduces risks by empowering companies to make well-informed decisions based on facts rather than conjecture.

4.2 Enhanced Knowledge Management

AI greatly improves knowledge management procedures in businesses by streamlining the collection, archiving, and use of data. Intelligent databases and knowledge repositories are examples of AI-powered systems that make information organization and retrieval more effective.

These systems guarantee that decision-makers have easy access to pertinent information, encouraging improved cooperation and well-informed action. AI can also spot knowledge gaps and provide pertinent content, which promotes ongoing organizational learning and boosts the efficiency of leadership procedures.

4.3 Predictive and Prescriptive Analytics

Predictive and prescriptive analytics powered by AI give leaders the ability to foresee future trends and take preemptive measures. While prescriptive analytics goes one step further by suggesting the best courses of action, predictive analytics examines past data to predict possible outcomes.

These skills enable leaders to recognize new possibilities, reduce possible dangers, and create strategies for the future. Organizations can thereby transition from reactive to proactive management, improving their capacity to stay competitive in changing settings.

4.4 Real-Time Insights

Making decisions quickly is essential in hectic work settings. By continuously evaluating incoming data from several sources, including market trends, customer interactions, and operational procedures, artificial intelligence (AI) makes it possible to generate real-time insights.

Leaders are able to retain organizational agility, adjust tactics, and react swiftly to changes thanks to this real-time intelligence. As a result, decision-making improves efficiency and effectiveness by being more responsive and in line with current circumstances.

5. CONCLUSION

By facilitating data-driven decision-making, improving knowledge management systems, and offering both predictive and real-time insights, artificial intelligence has emerged as a transformational force in defining information-driven leadership and sustainable organizational performance. According to the study, executives may improve organizational efficiency, creativity, and long-term resilience by using AI to make more strategic, informed, and agile decisions. Additionally, AI promotes sustainability by maximizing the use of resources and coordinating organizational procedures with social, economic, and environmental goals.

REFERENCES

1. Alharthi, S. (2025). Harnessing Knowledge: The Robust Role of Knowledge Management Practices and Business Intelligence Systems in Developing Entrepreneurial Leadership and Organizational Sustainability in SMEs. *Sustainability*, *17*(14), 6264.
2. Al-Romeedy, B. S., & Alharethi, T. (2024). Reimagining sustainability: The power of AI and intellectual capital in shaping the future of tourism and hospitality organizations. *Journal of Open Innovation: Technology, Market, and Complexity*, *10*(4), 100417.
3. Dawarka, V., & Huzooree, G. (2026). Transforming Knowledge Management Through Synergistic Artificial Intelligence–Human Collaboration.
4. Hussain, Z., Khan, A., Awad, A., & Bansal, R. (2026). AI-driven learning culture enhances innovation performance: a serial mediator of knowledge orchestration and organisational intelligence. *VINE Journal of Information and Knowledge Management Systems*, 1-23.
5. Mahboub, R., & Ghanem, M. G. (2024). The mediating role of knowledge management practices and balanced scorecard in the association between artificial intelligence and organization performance: evidence from MENA region commercial banks. *Cogent Business & Management*, *11*(1), 2404484.
6. Ola-Oluwa, J. A. (2024). Impact of artificial intelligence (AI) in enhancing knowledge sharing and boosting organizational efficiency in Nigerian enterprises. *African Journal of Management and Business Research*, *17*(1), 76-95.
7. Rasheed, M. H., Khalid, J., Ali, A., Rasheed, M. S., & Ali, K. (2024). Human resource analytics in the era of artificial intelligence: Leveraging knowledge towards organizational success in Pakistan. *J Chin Hum Resour Manag*, *15*(3), 3-20.
8. Russ, M., & Lytras, M. D. (2026). The New Era of Artificial Intelligence in Knowledge Management: Framing the Foundations of Intelligent Processes.
9. Santos, M. R., Carvalho, L. C., & Francisco, E. (2025). A capability-based framework for knowledge-driven AI innovation and sustainability. *Information*, *16*(11), 987.
10. Yang, S. S. (2024). The impact of artificial intelligence on knowledge management practices.

STRATEGIC DECISION-MAKING THROUGH ARTIFICIAL INTELLIGENCE ANALYTICS

Rahul Patowary
PH.D Research Schola
Sikkim Skill University, Namthang , Sikkim

ABSTRACT

Artificial intelligence's (AI) quick development has drastically changed how organizations make decisions. Organizations may make more accurate, timely, and well-informed strategic decisions thanks to AI analytics, which includes machine learning, predictive modeling, and data-driven insights. This study examines how AI analytics can be incorporated into strategic decision-making, emphasizing how it can improve competitive advantage, increase efficiency, and decrease uncertainty. The study also looks at issues including implementation difficulties, ethical issues, and data quality. The results imply that AI-driven analytics is a strategic requirement in contemporary commercial settings rather than just a technology improvement.

Keywords: *Artificial Intelligence, Strategic Decision-Making, Predictive Analytics, Machine Learning, Business Intelligence*

1. INTRODUCTION

Organizations must make more difficult strategic decisions in the fast-paced, data-driven commercial world of today. The speed and size needed in contemporary markets are frequently unmet by traditional decision-making techniques, which are mostly dependent on human intuition and small datasets. Organizations can now process enormous amounts of data and produce useful insights thanks to artificial intelligence (AI) analytics, a game-changing tool.

To aid in strategic decision-making, AI analytics incorporates cutting-edge computational methods including machine learning, natural language processing, and predictive modeling. Organizations are able to see patterns, predict trends, and maximize results thanks to these technology. AI is therefore changing how decisions are made in a variety of sectors, including supply chain management, marketing, healthcare, and finance.

2. LITERATURE REVIEW

Ikbal (2025) We out a meta-analysis to investigate how AI-driven business analytics affect strategic decision-making, especially in small and medium-sized businesses (SMEs). According to the study, using AI analytics greatly increased operational effectiveness, strategy alignment, and decision accuracy. It also showed how SMEs using AI tools were more adept at allocating resources efficiently and adapting to changes in the market.

Marimira and Gumel (2025) investigated how artificial intelligence could improve organizational strategic decision-making processes. According to their research, AI technology made data-driven decision-making easier by lowering human bias and facilitating real-time analysis. The authors stressed that businesses who used AI saw increased performance, greater forecasting skills, and increased responsiveness.

Martins (2025) examined how decision-making frameworks and company strategy were altered by AI-driven analytics. By incorporating predictive and prescriptive data into corporate operations, the study showed how AI had revolutionized conventional strategy approaches. Businesses using AI technologies were found to have a competitive edge thanks to increased creativity, risk control, and strategic adaptability.

3. CONCEPTUAL FRAMEWORK OF AI ANALYTICS IN DECISION-MAKING

With the ability to convert unprocessed data into useful intelligence, artificial intelligence (AI) analytics has become a fundamental component of contemporary strategic decision-making. Descriptive, predictive, and prescriptive analytics are the three interrelated layers that make up the conceptual framework of AI analytics. These elements show how data use has evolved over time, from comprehending historical occurrences to predicting future results and, in the end, suggesting the best course of action. When combined, they offer a complete decision-support system that increases precision, lowers uncertainty, and boosts organizational effectiveness.

3.1 Analytical Descriptive

The initial layer of AI-driven decision-making is descriptive analytics, which focuses on analyzing past data to find trends, patterns, and performance results. It provides a response to the central query, "What has happened?" Automated data processing, sophisticated data mining methods, and interactive visualization tools greatly improve descriptive analytics in the context of AI. These features enable businesses to create dashboards, effectively summarize massive information, and provide insightful data that serves as the foundation for other analytical procedures. Descriptive analytics creates a solid basis for strategic planning by giving a clear picture of historical performance.

3.2 Analytical Predictions

The second step in the paradigm is predictive analytics, which uses past data to predict future trends and results. It answers the query, "What is likely to happen?" AI-driven predictive analytics analyzes data and creates forecasts using statistical modeling, machine learning algorithms, and pattern recognition techniques. This segment is very useful for financial planning, risk assessment, demand forecasting, and customer behavior analysis. Predictive analytics helps firms make proactive and well-informed strategic decisions by spotting possible possibilities and dangers.

3.3 Analytical Prescriptions

The most sophisticated element of the AI analytics framework is prescriptive analytics, which focuses on choosing the optimal course of action. It provides an answer to the query, "What should be done?" This part combines optimization methods, simulation models, and decision algorithms with insights from descriptive and predictive analytics. AI systems are able to assess various circumstances, take limits into account, and suggest the best course of action based on predetermined goals. Prescriptive analytics is frequently used in resource allocation, operational optimization, and strategic planning to assist businesses gain efficiency and a competitive edge.

4. ROLE OF AI IN STRATEGIC DECISION-MAKING

Strategic decision-making has completely changed as a result of artificial intelligence (AI), which allows businesses to use enormous volumes of data with previously unheard-of speed and accuracy. AI-driven systems offer a solid framework for evidence-based, flexible, and forward-thinking strategies, in contrast to conventional decision-making models that mostly rely on management intuition and have limited analytical capabilities. AI improves the quality, speed, and dependability of strategic decisions by combining real-time data processing, machine learning algorithms, and advanced analytics. A number of crucial aspects, such as data-driven decision support, real-time responsiveness, risk mitigation, and the development of sustained competitive advantage, can be used to understand AI's involvement in this situation.

4.1 Information-Based Decision Assistance

A paradigm change from intuition-based decision-making to data-driven strategic planning is made possible by AI. AI systems produce thorough and nuanced insights by processing both structured data (like financial records and transactional databases) and unstructured data (like social media material, consumer evaluations, and multimedia inputs). Organizations can gain a deeper understanding of consumer preferences, market dynamics, and internal operational performance thanks to these insights. Additionally, by offering precise forecasts, trend analyses, and performance reviews, AI-powered analytics solutions improve decision support systems and raise the general caliber and objectivity of strategic choices.

4.2 Making Decisions in Real Time

The ability of AI to function in real time is one of its most important contributions to strategic decision-making. AI systems enable businesses to react quickly to shifting market situations by continuously monitoring data streams, analyzing incoming information, and producing rapid insights. In fast-paced sectors like finance, e-commerce, and logistics, where delays in decision-making can result in significant losses, this capacity is especially crucial. In addition to increasing operational agility and responsiveness, real-time analytics helps firms stay competitive in unstable situations by allowing them to dynamically adjust their strategy.

4.3 Risk Control and Uncertainty Mitigation

AI is essential for recognizing, evaluating, and reducing the risks connected to strategic choices. AI systems can find hidden patterns and possible dangers that conventional analytical approaches might miss by using predictive modeling and anomaly detection techniques. This skill is particularly useful in areas like cybersecurity, supply chain interruptions, and financial risk assessment. AI lowers uncertainty and facilitates better decision-making by offering probabilistic forecasts and scenario analysis. As a result, businesses can reduce possible losses and improve their ability to withstand unanticipated difficulties.

4.4 An edge over competitors

Organizations can gain a substantial competitive edge by incorporating AI analytics into strategic decision-making procedures. AI promotes innovation, makes judgments quicker and more precise, and makes it easier to create unique tactics. Businesses that use AI well can spot new opportunities, allocate resources more efficiently, and improve customer satisfaction. Additionally, organizations can increase their market position by anticipating industry changes and responding proactively thanks to AI-driven insights. The strategic application of AI is becoming a crucial factor in determining long-term success in an increasingly data-driven and competitive business environment.

5. CONCLUSION

By allowing businesses to use data to make precise, fast, and effective judgments, artificial intelligence analytics has completely changed strategic decision-making. The advantages of AI-driven analytics greatly exceed its drawbacks, even though issues like data quality and moral dilemmas still exist. AI technologies will play an ever-more-important role in strategic decision-making as they develop. Businesses will be better equipped to handle complexity, lower uncertainty, and gain a long-term competitive edge if they successfully incorporate AI analytics into their strategy frameworks.

REFERENCES

1. Ikbal, M. Z. (2025). A meta-analysis of AI-driven business analytics: Enhancing strategic decision-making in SMEs. *Review of Applied Science and Technology*, *4*(02), 33-58.
2. Marimira, N., & Gumel, B. I. (2025). The role of artificial intelligence in strategic decision-making. *Asian Journal of Economics, Business and Accounting*, *25*(3), 316-327.
3. Martins, M. R. (2025). Artificial Intelligence in Business Strategy: How AI Driven Analytics is Reshaping Decision Making. *International Journal of Humanities and Information Technology*, *7*(01), 63-71.
4. Ojeda, A. M., Valera, J. B., & Diaz, O. (2025). Artificial intelligence of big data for analysis in organizational decision-making. *Global Journal of Flexible Systems Management*, *26*(3), 515-527.
5. Özemre, M., & Kabadurmus, O. (2020). A big data analytics based methodology for strategic decision making. *Journal of Enterprise Information Management*, *33*(6), 1467-1490.
6. Sheel, N., Verma, L. P., Kumar, S., & Singh, T. P. (2022). Artificial intelligence and analytics for better decision-making and strategy management. In *Decision Intelligence Analytics and the Implementation of Strategic Business Management* (pp. 31-43). Cham: Springer International Publishing.
7. Stone, M., Aravopoulou, E., Ekinci, Y., Evans, G., Hobbs, M., Labib, A., ... & Machtynger, L. (2020). Artificial intelligence (AI) in strategic marketing decision-making: a research agenda. *The Bottom Line*, *33*(2), 183-200.
8. Sunkar, G. S. (2025). Strategic Decision-Making in the Data Analytics Era: A Multidisciplinary Approach to AI-Augmented Leadership Decision Making. *Journal Of Engineering And Computer Sciences*, *4*(8), 131-139.
9. Trunk, A., Birkel, H., & Hartmann, E. (2020). On the current state of combining human and artificial intelligence for strategic organizational decision making. *Business Research*, *13*(3), 875-919.
10. Vudugula, S., Chebrolu, S. K., Bhuiyan, M., & Rozony, F. Z. (2023). Integrating artificial intelligence in strategic business decision-making: A systematic review of predictive models. *International Journal of Scientific Interdisciplinary Research*, *4*(1), 01-26.

LANGUAGE, CREATIVITY, AND KNOWLEDGE CREATION IN THE AGE OF AI

Bonam Anjaneyulu
PH.D Research Scholar
Sikkim Skill University, Namthang , Sikkim

ABSTRACT

The dynamics of language, creativity, and knowledge creation have completely changed as a result of the quick development of artificial intelligence (AI), especially in the areas of natural language processing and generative systems. This essay investigates how AI technologies affect the creation and sharing of knowledge, modify language expression, and redefine creativity. It highlights both opportunities and difficulties by critically examining the relationship between human cognition and machine-generated outputs. AI poses questions about originality, authorship, epistemic dependability, and linguistic uniformity even as it increases productivity, democratizes knowledge access, and allows for new creative forms. The paper makes the case that AI should be seen as a cooperative agent that enhances human intellectual capacity rather than as a substitute for human innovation. The necessity of ethical frameworks and interdisciplinary approaches to ensure the proper integration of AI in knowledge ecosystems is emphasized in the paper's conclusion.

Keywords: *Artificial Intelligence, Language Transformation, Creativity, Knowledge Creation, Natural Language Processing.*

1. INTRODUCTION

Human cognition, communication, and the creation of knowledge have always depended heavily on language. Knowledge formation has historically been a very human process motivated by experience, interpretation, and critical thinking. However, a paradigm shift in the creation, processing, and use of language has been brought about by the development of artificial intelligence, especially big language models.

These days, AI systems can create prose that is human-like, create original stories, help with academic writing, and even mimic intellectual dialogue. This poses important queries:

In order to answer these issues, this study analyzes how language, creativity, and knowledge production are changing in the era of artificial intelligence.

2. LITERATURE REVIEW

Baklaga (2025) investigated how artificial intelligence affects creativity, with an emphasis on whether AI challenges conventional means of creative expression or increases human creative potential. According to the study, AI technologies have greatly increased the range of creative activities by facilitating quick idea development, automating tedious chores, and providing access to a variety of creative resources. But it also highlighted how worries about the authenticity and uniqueness of creative outputs were raised by the growing reliance on AI. The author contended that although AI spurred innovation, it also made it harder to distinguish between human and machine-generated creativity, which called for a reconsideration of what truly qualifies as creative expression.

Cheng, Zhang, Wang, and Lu (2025) examined inter-organizational information sharing in the setting of artificial intelligence. According to the study, real-time translation and data integration made possible by AI-driven technologies have enabled effective information exchange across organizational and linguistic boundaries. Additionally, the authors showed how knowledge digitalization improved collaborative outcomes by facilitating better information access and utilization for businesses. The study did, however, also highlight issues with data uniformity and unequal language representation, which may have an impact on the efficacy and inclusivity of AI-mediated knowledge systems.

Gruner and Csikszentmihalyi (2018) used theoretical frameworks of social and systems-based creativity to investigate the idea of engineering creativity in the era of artificial intelligence. According to the authors, creativity has developed as a dynamic interaction between people, domains, and social situations, and AI has started to have an impact on this interaction by providing new habitats and tools for creative production. According to the study, artificial intelligence (AI) may facilitate and improve creative processes, but it cannot take the role of human meaning-making, emotional nuance, and contextual awareness. The authors came to the conclusion that

rather than being an isolated human skill, creativity in the AI era should be seen as a collective and systemic phenomena.

3. LANGUAGE TRANSFORMATION IN THE AGE OF AI

The structure, purpose, and distribution of language in modern culture have all been drastically altered by the development of artificial intelligence (AI), especially in the field of natural language processing (NLP). Traditionally formed by human cognition, cultural settings, and social interaction, language is now increasingly mediated by computational systems that can produce, understand, and modify text at previously unheard-of speeds and scales. This change affects how knowledge is expressed, accessible, and disseminated, making it both technological and epistemological. Language standardization, communication norms, and the distinctions between human and machine-generated expression are all being altered by AI-driven linguistic systems.

3.1 Linguistic Production and AI

Language production has undergone a revolution because to AI-driven language models, which automate operations that formerly took a great deal of human skill and effort. Intelligent systems can now effectively do tasks like report writing, language translation, content summarizing, and even creative writing. These models may produce outputs that are contextually relevant, semantically coherent, and grammatically correct because they have been trained on large text corpora.

AI systems play a number of important roles in language production. They produce excellent prose that closely mimics human writing, increasing productivity in the creative, professional, and academic spheres. Furthermore, they efficiently bridge linguistic gaps by facilitating multilingual communication through real-time translation and cross-lingual interaction. This ability greatly lowers barriers to international knowledge sharing, allowing information to be more widely distributed and accessible.

3.2 Linguistic Diversity vs. Homogenization

AI technologies greatly improve communication's accessibility and inclusion, but they also bring up substantial issues with language diversity. Large-scale datasets that are disproportionately made up of frequently spoken and digitally prevalent languages are used to train the majority of AI language models. Because of this, these systems frequently favor and reproduce prevailing idioms, language structures, and cultural narratives.

Less-represented and indigenous languages, which might not have enough online visibility to be successfully included into AI training models, are marginalized as a result of this mismatch. As a result, in the digital age, these languages run the risk of further deterioration. Furthermore, a narrowing of perspectives and a reduction in the representation of other worldviews and epistemologies might result from the reinforcement of dominant cultural narratives through AI-generated material.

4. RETHINKING CREATIVITY IN AI-DRIVEN ENVIRONMENTS

The quick development of artificial intelligence has led to a major reassessment of creativity as a characteristic that is exclusive to humans. Originality, imagination, emotional depth, and lived experience—qualities firmly anchored in human cognition and consciousness—have historically been linked to creativity. But now, AI systems—especially generative models—can create content that imitates artistic expression in a variety of fields. Long-held beliefs about the nature of creativity are called into question by this finding, which raises important questions about whether creativity is a process that can be computationally mimicked or if it is only a human phenomenon. As AI develops further, creativity must be viewed as a collaborative, dynamic process influenced by both human and machine intelligence rather than as a static quality.

4.1 AI-Related Definition of Creativity

The classic definition of creativity is the capacity to generate original, worthwhile, and significant concepts or products. It includes creativity, emotional resonance, and contextual awareness—all of which are thought to be fundamentally human traits. But by producing a variety of artistic works,

such as poetry, stories, visual art, music compositions, and even novel approaches to problem-solving based on intricate data patterns, AI systems have started to question this concept.

These capabilities show that AI can mimic some aspects of creative production, especially when it comes to variation and novelty. However, the underlying mechanisms of AI-generated creativity are very different from those of human creativity. Because AI uses learned patterns that are derived from large databases, its results are by nature derivative rather than genuinely creative. AI lacks intentionality, emotional depth, and subjective experience—all of which are essential components of genuine creative expression—in contrast to humans. As a result, although AI is capable of simulating creativity, it lacks phenomenological originality.

4.2 Collaborative Creativity between Humans and AI

AI is better understood as a potent collaborator that enhances and augments human creative processes rather than replacing them. Artificial intelligence (AI) tools are widely utilized in modern creative practices to facilitate brainstorming, produce ideas, improve drafts, and investigate alternate options that would not arise through human effort alone.

AI fosters creativity by boosting productivity, allowing for quick iterations, and supporting experimentation in a variety of fields. It enables artists to try several iterations of a concept, investigate unusual pairings, and push the limits of standard creative processes. In this way, rather than limiting creativity, AI broadens it.

4.3 Difficulties with Originality

AI-driven creativity presents serious issues with originality, authenticity, and ownership despite its transformative promise. Plagiarism is one of the main issues since AI systems produce material using pre-existing data, frequently without giving due credit to the original sources. This brings up difficult issues regarding intellectual property rights and the moral application of content created by AI.

Furthermore, it's getting harder to tell the difference between machine-generated and human-generated content due to the growing sophistication of AI-generated content. In academic, professional, and artistic situations where originality and authenticity are highly prized, this blurring of borders makes evaluation procedures more difficult.

5. CONCLUSION

All things considered, the era of artificial intelligence represents a significant change in the way language, creativity, and knowledge generation interact, turning them from entirely human-driven processes into hybrid, technologically mediated ones. AI has revolutionized language production by increasing accessibility and efficiency, but it also raises concerns about standardization and decreased individual expression. It challenges conventional ideas of originality and imagination in the field of creativity, but it also emerges as a potent collaborator that makes "augmented creativity" possible through human–machine collaboration. In a similar vein, knowledge generation has developed into a dynamic, data-driven process where AI speeds up discovery and dissemination but also raises issues with bias, authenticity, and epistemic credibility.

REFERENCES

1. Baklaga, L. (2025, July). The Impact of AI on Creativity: Enhancing Human Potential or Challenging Creative Expression. In *Artificial Intelligence and Applications*.
2. Cheng, Q., Zhang, S., Wang, L., & Lu, Y. (2025). Inter-organizational knowledge sharing in the age of artificial intelligence: the mediating role of knowledge digitization and cross-language collaboration. *Journal of Knowledge Management*, *29*(8), 2724-2744.
3. Gruner, D. T., & Csikszentmihalyi, M. (2018). Engineering creativity in an age of artificial intelligence. In *The Palgrave handbook of social creativity research* (pp. 447-462). Cham: Springer International Publishing.
4. Jain, N., Thomas, A., Gupta, V., & Prałat, E. (2025). Creativity, Innovation, and Knowledge Creation in the Era of Generative Artificial Intelligence: Challenging Human Intelligence. *Global Business and Organizational Excellence*.
5. Lockhart, E. N. (2025). Creativity in the age of AI: The human condition and the limits of machine generation. *Journal of Cultural Cognitive Science*, *9*(1), 83-88.
6. Mehrad, A., & Mehrad, A. (2024). Creativity, Technology, and the Modern World: Artificial Intelligence (AI). *Journal of Social Studies (JSS)*, *20*(1), 26-37.
7. Touiserkani, M. (2025). The Genius Genesis: Beyond Artificial Intelligence; A Linguistic Revolution for the Creative Age. *A Linguistic Revolution for the Creative Age (August 30, 2025)*.
8. Vear, C., & Poltronieri, F. (2022). The language of creative AI. *Practices, Aesthetics and Structures. Switzerland: Springer*.
9. Vinchon, F., Lubart, T., Bartolotta, S., Gironnay, V., Botella, M., Bourgeois-Bougrine, S., ... & Gaggioli, A. (2023). Artificial intelligence & creativity: A manifesto for collaboration. *The Journal of Creative Behavior*, *57*(4), 472-484.
10. Yasuda, A., & Maruyama, Y. (2026). Creativity in the age of generative AI. *AI and Ethics*, *6*(1), 46.

THE ROLE OF AI IN INNOVATION AND ORGANIZATIONAL LEARNING

K Bharath Kumar
PH.D Research Scholar
Sikkim Skill University, Namthang , Sikkim

ABSTRACT

Artificial Intelligence (AI) has become a revolutionary force that is changing learning mechanisms, innovation dynamics, and organizational processes. By combining advanced data analytics, automation, and knowledge management systems, this article investigates how AI might improve innovation and organizational learning. The report emphasizes how AI promotes collaborative creativity within firms, speeds up decision-making, and enables ongoing learning. In order to comprehend AI-driven changes, it also investigates theoretical stances such knowledge-based viewpoints and dynamic capacities. The study also addresses issues like organizational resistance, data privacy, and ethical concerns. According to the results, AI greatly improves innovation performance when it is backed by robust organizational learning capabilities, making AI a crucial facilitator of long-term competitive advantage.

Keywords: Knowledge management, artificial intelligence, innovation, organizational learning, dynamic capabilities, and digital transformation

1. INTRODUCTION

Artificial Intelligence (AI) has emerged as a key force behind organizational change in the modern digital economy. AI technologies like machine learning, natural language processing, and predictive analytics are being used by organizations more and more to improve learning, productivity, and creativity. AI helps businesses provide insights, improve decision-making, and promote knowledge production in addition to automating repetitive labor.

Organizational learning and innovation are closely related activities that define an organization's competitiveness and adaptability. By enabling real-time data analysis, promoting knowledge sharing, and assisting with strategic decision-making, artificial intelligence (AI) plays a crucial

role in linking these areas. Research shows that AI plays a major role in business model transformation, process optimization, and product development, which propels innovation across industries.

With an emphasis on its mechanisms, theoretical underpinnings, and practical ramifications, this paper seeks to explore AI's role in innovation and organizational learning.

2. REVIEW OF LITERATURE

Organizations have relied more and more on learning processes to successfully incorporate cutting-edge technology, according to Afiouni's (2019) analysis of organizational learning in the context of machine learning. The study highlighted how machine learning improved knowledge acquisition and changed how businesses used continuous learning mechanisms to adapt to changing circumstances.

Digitalization has greatly boosted knowledge innovation, according to Alshammari & Alshammari's (2026) integrated approach that links AI-driven knowledge agility with organizational learning culture. According to their research, companies with robust learning cultures have been better at utilizing AI capabilities to improve innovation performance and maintain a competitive edge.

In his investigation of AI as a catalyst for organizational learning, Dittmar (2026) made the case that businesses have progressed from merely utilizing AI as a technological tool to employing it as a driver of learning transformation. According to the study's findings, AI has enabled firms to continuously develop, adapt, and enhance their strategic capabilities by facilitating deeper learning processes.

3. INNOVATION AND AI

Artificial Intelligence (AI) has become a revolutionary force behind innovation, radically changing how businesses come up with concepts, create products, and streamline operations. Businesses

may now examine enormous amounts of organized and unstructured data to find hidden patterns, new trends, and changing consumer preferences by utilizing cutting-edge techniques like machine learning, natural language processing, and big data analytics. The quality and pace of innovation strategies are greatly improved by this data-driven insight.

Instead of taking the place of human creativity, AI-driven technologies foster innovation by enhancing it. For example, generative AI systems help with design optimization, product development, and concept generation, allowing businesses to experiment quickly and effectively. Additionally, by encouraging cooperation and knowledge sharing among staff members, stakeholders, and outside partners via intelligent platforms and digital ecosystems, AI promotes open innovation.

3.1 Organizational Learning and AI

The methodical process by which companies gather, produce, disseminate, and use knowledge to enhance performance and adjust to changing circumstances is known as organizational learning. In this regard, AI's introduction of intelligent, adaptable, and continuous learning systems has drastically changed learning mechanisms.

By providing personalized and adaptive learning experiences—training programs that are customized to each employee's needs, skill level, and learning style—AI improves organizational learning. This results in increased employee engagement, quicker skill acquisition, and better learning efficiency. Additionally, AI-powered platforms enable enterprises to continuously evaluate and improve learning outcomes by offering real-time feedback and performance metrics.

3.2 Foundational Theories

Several well-established theoretical frameworks that describe how organizations generate, adapt, and maintain knowledge and capacities can be used to successfully understand the interaction between AI, innovation, and organizational learning.

The ability of a company to integrate, develop, and reconfigure internal and external competencies in response to quickly changing circumstances is highlighted by the Dynamic Capabilities Theory. By facilitating real-time data analysis, quicker decision-making, and ongoing learning, artificial intelligence (AI) enhances these capacities and increases organizational agility and innovation potential.

4. AI'S PART IN INNOVATION

By enabling businesses to improve creativity, streamline operations, and make data-driven strategic decisions, artificial intelligence (AI) is a key factor in changing the landscape of innovation. AI has sophisticated analytical capabilities that enable businesses to evaluate enormous volumes of data, spot trends, and produce actionable insights, in contrast to conventional innovation methodologies that mostly rely on human intuition and small datasets. This greatly increases the efficacy and efficiency of innovation initiatives.

AI not only speeds up innovation but also improves its quality by lowering uncertainty, facilitating experimentation, and assisting with well-informed decision-making. AI plays a crucial role in facilitating the integration of many aspects of the innovation process, from idea generation to product development and collaborative ecosystems. The primary functions of AI in fostering innovation inside businesses are highlighted in the next subsections.

4.1 Increasing Originality and Concept Generation

AI has greatly increased an organization's capacity for creativity by facilitating the development of ideas and the process of solving problems. Large datasets and algorithms are used by sophisticated tools like generative AI systems to generate original notions, design ideas, and creative solutions. By providing a variety of viewpoints and data-driven recommendations that might not come from traditional thinking, these tools support innovation teams during brainstorming sessions.

4.2 Innovation in Products and Processes

AI improves design, development, and operational efficiency, which is essential for both process and product innovation. AI-driven predictive modeling and customer analytics offer profound insights into consumer behavior, preferences, and new demands in terms of product creation. This enables businesses to create more competitive, relevant, and customized offerings.

By automating repetitive operations, streamlining workflows, and enhancing resource allocation, AI promotes innovation on the process side. Intelligent automation solutions can significantly cut costs and improve efficiency by streamlining processes, lowering errors, and boosting productivity. Additionally, AI facilitates speedy testing and prototyping, enabling businesses to try out novel concepts and launch creative solutions faster.

5. AI'S PART IN ORGANIZATIONAL LEARNING

Organizational learning has seen a substantial transformation thanks to artificial intelligence (AI), which has made learning systems more flexible, effective, and customized. Organizations may improve learning outcomes and engagement by creating training programs that are customized to each employee's needs, skill level, and learning style using AI-powered platforms. Employees may learn at their own pace and successfully fill up skill gaps thanks to these personalized learning systems, which use data analytics and machine learning algorithms to continuously evaluate performance and deliver real-time feedback.

Additionally, AI fosters human-AI cooperation, in which intelligent systems and people learn from each other, increasing organizational intelligence. While AI systems continuously improve their outputs depending on human input and feedback, employees can use AI-generated insights to make better decisions. A more intelligent and adaptable learning environment is fostered by this dynamic interplay.

6. CONCLUSION

In summary, artificial intelligence (AI) has become a revolutionary force that profoundly alters organizational learning and innovation in contemporary businesses. AI increases an organization's total potential for innovation by fostering creativity, speeding up process and product innovation, and facilitating data-driven decision-making. Personalized learning, effective information management, and ongoing skill development are all made possible by its integration into organizational learning systems, which promotes a workforce that is more intelligent and adaptive. Supported by theoretical underpinnings like the Knowledge-Based View and Dynamic Capabilities, the interaction of AI, innovation, and learning shows that AI is a strategic enabler of long-term growth and competitive advantage rather than just a technology tool.

REFERENCES

1. Afiouni, R. (2019). Organizational learning in the rise of machine learning.
2. Alshammari, K. H., & Alshammari, A. F. (2026). From Digitalization to Knowledge Innovation: Integrated Model of AI Knowledge Agility and Organizational Learning Culture. *Systems*, *14*(1), 67.
3. Dittmar, E. C. (2026). AI as a catalyst for organizational learning: moving beyond tool implementation to learning transformation. *Development and Learning in Organizations: An International Journal*, *40*(1), 34-37.
4. Dote Pardo, J. S. (2025). Artificial intelligence in organizational learning: a systematic review of applications, opportunities, and challenges. *Development and Learning in Organizations: An International Journal*, 1-6.
5. Figge, P., Anderson, E., & Lewis, K. (2025). AI-human learning systems: Investigating the strategic role of AI for organizational learning. *Strategic Organization*, 14761270251385860.
6. Han, S., Zhang, D., Zhang, H., & Lin, S. (2025). Artificial intelligence technology, organizational learning capability, and corporate innovation performance: evidence from Chinese specialized, refined, unique, and innovative enterprises. *Sustainability*, *17*(6), 2510.
7. Huang, Y., Yu, X., & Zhang, Y. (2025). Organizational Learning Research in the Context of Artificial Intelligence: Literature Review and Future Directions. *Quarterly Journal of Economics and Management*, *4*(1), 225-254.
8. Jarrahi, M. H., Kenyon, S., Brown, A., Donahue, C., & Wicher, C. (2023). Artificial intelligence: A strategy to harness its power through organizational learning. *Journal of Business Strategy*, *44*(3), 126-135.
9. Xue, Y., Fang, C., & Dong, Y. (2021). The impact of new relationship learning on artificial intelligence technology innovation. *International Journal of Innovation Studies*, *5*(1), 2-8.
10. Zhao, X. (2024). AI and organisational learning: exploring the impact of IoTs and innovation management on the organisational learning process with moderation of perceived risk. *International Journal of Information Systems and Change Management*, *14*(1), 54-69.

HUMAN–AI INTERACTION AND THE EVOLUTION OF COGNITIVE KNOWLEDGE

Khilly Marwaha
PH.D Research Scholar
Sikkim Skill University, Sikkim

ABSTRACT

Artificial intelligence (AI) has advanced so quickly that it has completely changed how knowledge is created, processed, and used. A crucial paradigm change is represented by human–AI interaction (HAI), in which intelligent systems increasingly enhance, mediate, or even co-produce cognitive processes that are often associated with human intelligence, such as learning, reasoning, remembering, and decision-making. The changing dynamics between human cognition and AI technologies are examined in this research, with an emphasis on how these interactions alter cognitive knowledge systems. The shift from human-centered cognition to hybrid intelligence frameworks, the consequences for knowledge formation, and the difficulties with dependency, bias, and epistemic trust are all critically examined. The paper highlights the creation of a collaborative cognitive ecosystem and suggests a conceptual model of co-evolving intelligence by merging interdisciplinary literature from cognitive science, artificial intelligence, and knowledge management. In the paper's conclusion, future directions of cognitive knowledge in an AI-integrated world are discussed, and the necessity of morally and epistemologically sound human-AI collaborations is emphasized.

Keywords: *Knowledge Evolution, Artificial Intelligence, Hybrid Intelligence, Human–AI Interaction, Cognitive Knowledge, and Cognitive Augmentation*

1. INTRODUCTION

Throughout history, human cognition—which is influenced by observation, reasoning, experience, and social interaction—has served as the foundation for the idea of knowledge. But the development of artificial intelligence has brought about a radical change in the creation and use of knowledge. Human–AI interaction (HAI) is now a collaborative cognitive process in which robots actively contribute to the generation of knowledge, rather than being restricted to the use of tools.

AI systems support decision-making, pattern identification, predictive analytics, and even creative processes in modern digital contexts. As a result, cognitive augmentation—the extension of human intelligence by technological capabilities—has emerged. AI systems, in contrast to previous technical instruments, demonstrate independent reasoning and adaptive learning, which affects not just the results but also the cognitive processes themselves.

The purpose of this research is to investigate how human-AI interaction advances cognitive understanding. It explores the opportunities and difficulties associated with the shift from conventional human cognition to hybrid cognitive systems.

2. REVIEW OF LITERATURE

Bobba (2025) investigated the development of human–AI collaboration. The study demonstrated how AI has evolved from a passive tool to an active collaborator, allowing for many levels of involvement, including complete participation, augmentation, and help. It was discovered that these modalities had a major impact on the distribution of cognitive activities and the co-creation of knowledge in human-AI systems.

Colther and Doussoulin (2024) examined how artificial intelligence has fueled the advancement of human knowledge. According to their study, AI has revolutionized traditional knowledge systems by improving data processing capabilities, speeding up information discovery, and facilitating better decision-making. The authors contended that by fusing computational intelligence with human cognitive processes, AI had transformed the nature of knowledge production and redefined the creation and use of knowledge.

David and Borsi (2025) used a context–mechanism–outcome (CMO) framework to investigate human–AI interaction within knowledge ecosystems. Their study showed that interaction mechanisms like trust and system design, as well as contextual elements like organizational environment and technology infrastructure, affected how well humans and AI collaborated. The results showed that while poorly managed interactions could impair performance and trust, good human–AI integration boosted knowledge exchange, innovation, and decision-making outcomes.

3. CONCEPTUAL BASIS

A thorough analysis of the fundamental ideas underlying both human cognition and machine intelligence is necessary to comprehend the development of cognitive knowledge in the era of artificial intelligence. By examining three interconnected dimensions—human cognition and its function in knowledge generation, artificial intelligence as a developing cognitive agent, and the nature of human–AI interaction (HAI)—this section lays the theoretical foundation of the study. When combined, these elements offer a conceptual framework for examining the ways in which human intelligence and intelligent systems interact to co-create knowledge.

3.1 Human Thought and Knowledge Development

The vast range of mental processes that people use to perceive, analyze, store, and use information is known as human cognition. Perception, attention, memory, learning, reasoning, and problem-solving are some of these processes that work together to create knowledge. Knowledge formation has traditionally been thought of as an iterative, sequential process that starts with experience, moves via interpretation, leads to learning, and ends with knowledge construction. This sequence illustrates how people interact with their surroundings, interpret stimuli, and incorporate new knowledge into preexisting cognitive frameworks.

From early rule-based and symbolic systems to sophisticated models powered by machine learning and deep learning approaches, artificial intelligence has come a long way. Modern AI systems may carry out activities that have historically been associated with human cognition, such as autonomous decision-making, pattern recognition, and natural language comprehension. These developments establish AI as a developing cognitive actor within contemporary knowledge systems rather than just a computational tool.

3.2 Human-AI Communication (HAI)

The link between human users and intelligent systems is defined by the quickly developing paradigm of human–AI interaction. Deeper integration, mutual adaptability, and cognitive interdependence are becoming more and more characteristics of this connection. Modern AI

systems actively participate in cognitive processes, changing how information is produced and used, whereas earlier technologies served as passive instruments under direct human control.

The three main dimensions of HAI are delegation, augmentation, and collaboration. In cooperative environments, humans and AI systems work together to solve problems and make decisions by fusing machine-driven accuracy and computational capacity with human intuition, contextual awareness, and ethical reasoning. The term "augmentation" describes the improvement of human cognitive capacities with AI support, allowing people to carry out difficult activities more accurately and effectively. In contrast, delegation entails giving AI systems specialized cognitive tasks like data processing, pattern recognition, and regular decision-making.

4. COGNITIVE KNOWLEDGE EVOLUTION IN THE AI ERA

The transition from individual-centered cognition to distributed and hybrid intelligence systems is reflected in the evolution of cognitive knowledge in the AI era. AI's computing strength and analytical efficiency work in tandem with human cognitive qualities, such as creativity and contextual comprehension, to develop knowledge. Networked knowledge systems that improve problem-solving beyond individual constraints are the result of this integration.

AI has also made learning a dynamic, individualized, and ongoing process. But a greater dependence on AI leads to cognitive offloading, in which people rely on robots to think for them. Although this increases productivity, there are worries about diminished critical thinking, excessive reliance, and loss of cognitive autonomy, underscoring the necessity of a healthy human-AI interaction.

5. CONCLUSION

Interaction between humans and AI is a transforming factor in the development of cognitive knowledge. It transforms the creation, validation, and application of knowledge by facilitating cooperation between human intelligence and machine capabilities. AI integration increases productivity and creativity, but it also raises issues with bias, dependency, and ethical responsibility. Achieving a harmonious collaboration where AI enhances human intellect rather than replacing it is the key to the future. To guarantee that the advancement of cognitive knowledge

stays in line with human values and the welfare of society, careful planning and regulation of human–AI systems will be necessary.

REFERENCES

1. Bobba, A. R. (2025). The evolution of cognitive partnership: A taxonomic framework for human-AI collaboration modalities. *Journal of Computer Science and Technology Studies*, *7*(8), 992-1005.
2. Colther, C., & Doussoulin, J. P. (2024). Artificial intelligence: Driving force in the evolution of human knowledge. *Journal of Innovation & Knowledge*, *9*(4), 100625.
3. David, T., & Borsi, B. (2025). Human–AI interaction in knowledge ecosystems: a context–mechanism–outcome perspective. *Journal of Knowledge Management*, 1-23.
4. Fedorets, V. M., Klochko, O. V., Tverdokhlib, I. A., & Sharyhin, O. A. (2024, October). Cognitive aspects of interaction in the "Human—Artificial Intelligence" system. In *Journal of Physics: Conference Series* (Vol. 2871, No. 1, p. 012023). IOP Publishing.
5. He, X., & Burger-Helmchen, T. (2024). Evolving knowledge management: Artificial intelligence and the dynamics of social interactions. *IEEE Engineering Management Review*, *53*(5), 215-231.
6. Högberg, A. (2025). Becoming human in the age of AI: cognitive co-evolutionary processes. *Frontiers in Psychology*, *16*, 1734048.
7. Kabashkin, I. (2025). Cognitive Atrophy Paradox of AI–Human Interaction: From Cognitive Growth and Atrophy to Balance. *Information*, *16*(11), 1009.
8. Korteling, J. E., van de Boer-Visschedijk, G. C., Blankendaal, R. A., Boonekamp, R. C., & Eikelboom, A. R. (2021). Human-versus artificial intelligence. *Frontiers in artificial intelligence*, *4*, 622364.
9. Lin, X. (2025). Cognitio emergens: Agency, dimensions, and dynamics in human-AI knowledge co-creation. *arXiv preprint arXiv:2505.03105*.
10. Ren, M., Chen, N., & Qiu, H. (2023). Human-machine collaborative decision-making: An evolutionary roadmap based on cognitive intelligence. *International Journal of Social Robotics*, *15*(7), 1101-1114.

AI-DRIVEN ORGANIZATIONAL LEARNING AND COMPETITIVE ADVANTAGE IN THE DIGITAL KNOWLEDGE ECONOMY

Shatabdi Sen
PH.D Research Scholar
Sikkim Skill University, Sikkim

ABSTRACT

In the digital knowledge economy, the quick development of artificial intelligence (AI) is radically changing corporate learning procedures and redefining the sources of competitive advantage. In order to promote creativity, agility, and long-term competitiveness, this article investigates how AI-driven systems improve knowledge acquisition, integration, and usage within businesses. The paper creates a conceptual framework that connects AI-enabled learning mechanisms to competitive advantage results by drawing on the Knowledge-Based View (KBV) and Dynamic Capabilities Theory (DCT). The study contends that long-term effectiveness is determined by how AI is integrated with corporate learning culture, knowledge-sharing procedures, and digital capabilities rather than by AI alone. By combining new viewpoints on artificial intelligence, organizational learning, and strategic advantage, the study adds to the body of knowledge while providing guidance for businesses undergoing digital transformation.

Keywords: *Artificial Intelligence, Organizational Learning, Competitive Advantage, Knowledge Economy, Digital Transformation, Knowledge Management*

1. INTRODUCTION

The way businesses produce, handle, and use knowledge as a strategic resource has changed as a result of the digital knowledge economy. In this context, artificial intelligence (AI) has become a potent facilitator of organizational learning, allowing businesses to process enormous volumes of data, produce insights, and assist in decision-making at previously unheard-of speeds.

The act of gaining, disseminating, and using information is known as organizational learning, and it has long been acknowledged as a major source of competitive advantage. But by enabling intelligent automation, predictive analytics, and real-time learning, the incorporation of AI technologies has greatly improved this process. AI-driven systems are increasingly essential to knowledge creation and strategic innovation; they are no longer just tools for efficiency.

With an emphasis on the interaction of technology, knowledge processes, and organizational capacities, this article investigates how AI-driven organizational learning enhances competitive advantage in the digital knowledge economy.

2. REVIEW OF LITERATURE

Ahmed and Meraj (2024) investigated how individualized e-learning powered by AI might improve economic competitiveness in both developed and developing nations. According to the study, AI-enabled learning systems enhanced adaptive learning outcomes, skill development, and knowledge accessibility, all of which increased organizational and national competitiveness. The differences in the adoption of technology between developed and developing economies were also brought to light.

Alhelal, Alshiha, and Al-Romeedy (2025) looked into how AI helped the travel and hotel industry maintain a competitive edge. The study found that competitive performance was positively impacted by AI adoption, with digital culture and digital skills serving as important mediating factors. Organizations with strong digital capabilities were better positioned to use AI for long-term sustainability, according to the research.

Alshammari & Alshammari (2026) showed how AI technology improved organizational flexibility and knowledge innovation. It also implied that the influence of AI on knowledge processes and overall organizational performance was enhanced by a culture of support for learning.

3. FRAMEWORK OF THEORY

A solid theoretical basis is necessary to comprehend how artificial intelligence (AI), organizational learning, and competitive advantage are related. The Knowledge-Based View (KBV), Dynamic Capabilities Theory (DCT), and Organizational Learning Theory are three well-known theories that are used in this study to describe how AI-driven systems improve knowledge processes and strategic outcomes. Together, these theoretical stances offer a thorough lens through which to view how businesses use information as a resource, adjust to quickly changing surroundings, and continuously learn to maintain competitive advantage in the digital knowledge economy.

3.1 The Knowledge-Based Perspective (KBV)

According to the Knowledge-Based View (KBV), knowledge is an organization's most important strategic asset and the main source of long-term competitive advantage. This viewpoint holds that businesses that successfully generate, integrate, and utilize knowledge are better positioned to surpass rivals. Knowledge assets, including as knowledge, organizational procedures, and intellectual capital, are significant and uncommon strategic resources since they are frequently hard to replicate.

As AI technologies improve an organization's capacity to manage and leverage knowledge, KBV is greatly reinforced in the context of AI. AI helps businesses to glean valuable insights from large datasets through sophisticated analytics, machine learning algorithms, and intelligent data processing, which enhances their capacity for innovation and decision-making. The strategic significance of knowledge as a fundamental organizational asset is thereby reinforced by AI-driven knowledge systems.

3.2 Theory of Dynamic Capabilities (DCT)

The ability of an organization to recognize opportunities, take advantage of them, and reorganize its internal and external resources in response to a quickly changing environment is highlighted by the Dynamic Capabilities Theory (DCT). This idea emphasizes the significance of flexibility, adaptation, and ongoing change as major sources of competitive advantage.

AI-driven solutions are essential for improving dynamic capabilities since they allow businesses to react quickly to changes in their surroundings. AI facilitates quicker and better-informed decision-making processes through intelligent automation, predictive modeling, and real-time data analysis. AI also makes it easier for enterprises to continuously learn and expand their capabilities, which enables them to effectively reorganize their operations and strategies. AI therefore improves a company's capacity to be flexible and competitive in the digital knowledge economy.

3.3 Theory of Organizational Learning

The focus of organizational learning theory is on how businesses gather, disseminate, and apply information to enhance performance and adjust to changing circumstances. It includes a variety of learning processes, such as acquiring, sharing, interpreting, and applying knowledge. Additionally, the idea makes a distinction between transformative learning, which promotes fundamental changes and creativity, and adaptive learning, which concentrates on small improvements.

By automating knowledge processes and facilitating data-driven insights, artificial intelligence greatly improves organizational learning. Through real-time feedback, pattern recognition, and predictive analytics, AI-powered systems enable ongoing learning. Additionally, AI facilitates knowledge exchange beyond organizational boundaries by means of collaborative tools and intelligent platforms. Organizations may increase productivity, promote innovation, and become competitive over the long run by incorporating AI into learning processes.

4. ORGANIZATIONAL LEARNING DRIVEN BY AI

In the digital age, AI-driven organizational learning is a revolutionary change in how businesses generate, process, and use knowledge. Organizations can improve their capacity to produce insights, adjust to changing surroundings, and maintain a competitive edge by incorporating artificial intelligence technologies into learning processes. AI not only speeds up knowledge-related tasks but also increases their precision and scalability. The main aspects of AI-driven organizational learning are examined in this part, including knowledge acquisition, integration, sharing, and application, all of which enhance organizational performance and foster creativity.

4.1 Information Gathering

The first step in organizational learning is knowledge acquisition, which entails gathering and producing pertinent data from both internal and external sources. AI greatly improves this process by making it possible for businesses to collect and examine enormous amounts of both structured and unstructured data. AI systems may find hidden patterns, new trends, and insightful information that can be difficult to find with conventional techniques thanks to technologies like machine learning, natural language processing, and data mining.

AI also makes it easier to gather data in real time from a variety of sources, including as market reporting, social media, consumer interactions, and operational systems. This makes it possible for companies to stay aware of and adaptable to changes in the environment. AI-driven knowledge acquisition hence improves an organization's capacity to recognize new opportunities and make well-informed strategic decisions.

4.2 Integration of Knowledge

In order to produce relevant and useful knowledge, knowledge integration entails integrating and synthesizing data from several sources. Integration is a crucial challenge in modern organizations because knowledge is frequently scattered throughout departments, systems, and individuals. AI solves this problem by making it possible for knowledge and data to be seamlessly integrated across organizational boundaries.

AI-powered solutions enable a single perspective of organizational knowledge by aggregating, organizing, and connecting disparate sources. Innovation and strategic decision-making are supported by this integration, which improves the capacity to convert unprocessed data into useful insights. Additionally, by connecting previously isolated data, AI facilitates cross-functional cooperation, enhancing coordination and organizational effectiveness.

5. COMPETITIVE ADVANTAGE AND AI

By improving various strategic capacities within firms, artificial intelligence plays a crucial part in creating competitive advantage. By helping businesses to come up with fresh concepts, create cutting-edge goods and services, and creatively address market demands, it greatly enhances innovation potential and serves as a crucial mediator between the adoption of AI and long-term competitive advantage. By automating repetitive and routine work, cutting expenses, and streamlining company procedures, AI simultaneously increases operational efficiency and supports cost leadership goals.

Furthermore, by offering real-time insights and predictive analytics, AI improves strategic agility by enabling businesses to swiftly adjust to dynamic and uncertain settings. Additionally, it helps differentiate itself by making it possible to provide customized goods and services, which raises

customer happiness and creates value. Crucially, successful human-AI collaboration—where human knowledge, creativity, and judgment are combined with AI capabilities—is where the real promise of AI-driven competitive advantage lies. This ensures that technology enhances rather than replaces human jobs.

6. CONCLUSION

Organizational learning powered by AI is a fundamental shift in how businesses gain a competitive edge in the digital knowledge economy. AI technologies greatly improve knowledge processes, but their efficacy depends on how well they are integrated with organizational learning practices, culture, and strategic capabilities. The study comes to the conclusion that an organization's capacity to use AI in conjunction with human experience, knowledge-sharing platforms, and adaptive learning processes is what gives it a sustained competitive advantage. Future studies should look at industry-specific uses of AI-driven learning and investigate empirical validation of the suggested methodology.

REFERENCES

1. Ahmed, S., & Meraj, M. (2024, October). The role of AI-Driven personalized E-Learning in enhancing economic competitiveness: A comparative analysis of developed and developing countries. In *European Conference on e-Learning* (pp. 498-505). Academic Conferences International Limited.
2. Alhelal, A. A., Alshiha, A. A., & Al-Romeedy, B. S. (2025). AI-driven sustainable competitive advantage in tourism and hospitality: Mediating roles of digital culture and skills. *Sustainability*, *17*(19), 8903.
3. Alshammari, K. H., & Alshammari, A. F. (2026). From Digitalization to Knowledge Innovation: Integrated Model of AI Knowledge Agility and Organizational Learning Culture. *Systems*, *14*(1), 67.
4. Ayoub, H. S., & Sopuru, J. C. (2026). Reconfiguring Strategic Capabilities in the Digital Era: How AI-Enabled Dynamic Capability, Data-Driven Culture, and Organizational Learning Shape Firm Performance. *Sustainability*, *18*(3), 1157.

5. Chandratreya, A. (2025). Revolutionizing Knowledge Management for Competitive Advantage. *International Journal of Scientific Research in Engineering and Management*, *9*(1), 1-9.
6. Cui, J. (2025). The explore of knowledge management dynamic capabilities, AI-driven knowledge sharing, knowledge-based organizational support, and organizational learning on job performance: Evidence from Chinese technological companies. *arXiv preprint arXiv:2501.02468*.
7. Dittmar, E. C. (2026). AI as a catalyst for organizational learning: moving beyond tool implementation to learning transformation. *Development and Learning in Organizations: An International Journal*, *40*(1), 34-37.
8. Huang, X., & Zhou, Q. (2025). Knowledge management model in the integration of open innovation and circular economy driven by digital intelligence: A comparative multi-case study. *Journal of Innovation & Knowledge*, *10*(6), 100839.
9. Mehta, P., Chakraborty, D., Rana, N. P., Mishra, A., Khorana, S., & Kooli, K. (2025). AI-driven competitive advantage: the role of personality traits and organizational culture in key account management. *Journal of Business & Industrial Marketing*, *40*(2), 543-569.
10. Zong, Z., & Guan, Y. (2025). AI-driven intelligent data analytics and predictive analysis in Industry 4.0: Transforming knowledge, innovation, and efficiency. *Journal of the knowledge economy*, *16*(1), 864-903.

GENERATIVE AI AND THE FUTURE OF KNOWLEDGE ENGINEERING SYSTEMS

Athawale Dipti Dilip
PH.D Research Scholar
Asian International University, Ghari, Imphal, Manipur

ABSTRACT

In the field of knowledge engineering systems, generative artificial intelligence (GenAI) has become a revolutionary force that is radically changing the way that knowledge is produced, organized, and applied. This study examines how generative AI can be incorporated into knowledge engineering, emphasizing how it can improve information representation, automate knowledge acquisition, and aid in wise decision-making. The study looks at new paradigms including knowledge graphs, AI-driven knowledge systems, and large language models (LLMs), as well as contemporary applications and technological developments. The difficulties related to partiality, dependability, explainability, and ethical issues are also covered. The paper's conclusion suggests a hybrid human-AI collaboration paradigm for next-generation knowledge engineering systems and outlines future research directions.

Keywords: *Generative Artificial Intelligence; Knowledge Engineering Systems; Knowledge Graphs; Machine Learning; Large Language Models (LLMs).*

1. INTRODUCTION

The traditional focus of knowledge engineering (KE) has been on creating systems that can capture, represent, and apply human knowledge in computational representations. However, the paradigm is changing from static knowledge representation to dynamic knowledge generation with the emergence of generative AI technologies like big language models.

Without explicit programming, generative AI enables machines to generate new material, deduce correlations, and synthesize knowledge from large databases. This represents a major shift from rule-based to learning-driven, adaptive knowledge systems. Future knowledge engineering frameworks must include generative AI since the increasing complexity of contemporary data ecosystems calls for intelligent systems that can learn continuously.

2. REVIEW OF LITERATURE

Cañavate et al. (2025) investigated how generative artificial intelligence may improve engineering education. According to the study, the incorporation of generative AI has greatly improved learning processes by making it possible to create adaptable information, create individualized learning environments, and improve problem-solving skills. The authors stressed that by providing students with sophisticated analytical and creative tools, generative AI had enabled a transition toward more innovative and sustainable engineering processes.

Dos Santos et al. (2025) showed that by producing insights and alternate design pathways, generative AI had been useful in assisting with ideation, prototyping, and solution creation. According to the report, generative AI has increased knowledge engineering workflows' productivity and creativity, allowing for more adaptable and user-focused solutions.

Gröpler et al. (2025) examined the potential applications of generative AI in software engineering. The study found that by automating coding chores, improving system architecture, and assisting with knowledge-intensive tasks, generative AI had a substantial impact on software development processes. It also emphasized how crucial industry-academia cooperation has been in influencing the development of AI-powered software engineering platforms and resolving new issues.

3. CONCEPTUAL BASIS

The way knowledge is produced, organized, and used in digital systems has undergone a dramatic change as a result of artificial intelligence's quick development. Static information representations, expert-driven rule development, and manual processes were all major components of traditional knowledge engineering. But these systems now have a dynamic and adaptable aspect because to the development of generative artificial intelligence. This technological change is altering the conceptual underpinnings of knowledge engineering by allowing robots to both process and produce new information. Analyzing the development of intelligent knowledge ecosystems

requires an understanding of the fundamental ideas of generative AI, knowledge engineering systems, and their confluence.

3.1 Artificial Intelligence that Generates

A family of machine learning models known as "generative artificial intelligence" (GenAI) is intended to produce new data instances that mimic or expand upon preexisting data. Text, pictures, audio, code, and structured knowledge representations are some examples of these outputs. Generative models place more emphasis on content creation and pattern synthesis than classic discriminative models, which concentrate on categorization or prediction.

Deep learning architectures, especially transformer-based models, are the foundation of most GenAI systems. These designs allow for the processing of massive datasets and the capturing of intricate contextual relationships. These models use the probabilistic patterns they discover in the data to provide outputs that are logical and pertinent to the situation. Because of this, generative AI is essential for tasks like knowledge synthesis, automated reasoning, and natural language production, making it a key component of next-generation intelligent systems.

3.2 Systems for Knowledge Engineering

Knowledge engineering (KE) is the design and development of systems that capture, organize, and use domain-specific knowledge in order to mimic human reasoning. To encapsulate data in a machine-readable way, KE systems have historically relied on structured representations such ontologies, semantic networks, rule-based systems, and knowledge graphs.

By combining explicit knowledge with computational logic, these systems seek to improve inference, problem-solving, and decision-making. The emphasis on correctness, consistency, and explainability—achieved through meticulously selected knowledge bases and clearly described reasoning mechanisms—is a fundamental feature of knowledge engineering. The need for more sophisticated and adaptable approaches is highlighted by the fact that traditional KE approaches frequently have issues with scalability, adaptability, and the capacity to handle unstructured data.

3.3 Knowledge engineering and generative artificial intelligence convergence

A paradigm change from static, rule-based systems to dynamic, data-driven knowledge ecosystems is represented by the convergence of generative AI and knowledge engineering. By automating knowledge acquisition from large and diverse data sources, such as unstructured text, multimedia information, and real-time data streams, generative AI improves conventional KE procedures.

Because of this integration, knowledge representations can be continuously created, updated, and improved, resulting in the creation of intelligent, self-evolving systems. With little assistance from humans, generative models can help build ontologies, improve knowledge graphs, and carry out challenging reasoning tasks. Additionally, through conversational systems and natural language interfaces, GenAI and KE work together to provide more realistic human-machine connection.

4. GENERATIVE AI'S PART IN KNOWLEDGE ENGINEERING

By facilitating the automated gathering, organizing, and application of knowledge across intricate areas, generative artificial intelligence plays a revolutionary role in contemporary knowledge engineering. By extracting and synthesizing information from vast unstructured sources like research articles, digital documents, and web-based content, it greatly improves knowledge acquisition while reducing the need for human intervention. Large language models (LLMs) are especially good at finding patterns, carrying out automated summarization, and regularly updating knowledge bases. In terms of knowledge representation, generative AI makes it easier to create structured systems by creating ontologies, establishing semantic links, and supporting dynamic knowledge graphs that change over time. It also makes natural language querying intuitive.

Additionally, by facilitating predictive and prescriptive analytics, such as scenario simulation, forecasting, and decision optimization in complex environments, it enhances intelligent decision support systems and produces real-time, knowledge-driven insights. Furthermore, generative AI promotes human-AI cooperation by serving as a cognitive "co-pilot" for knowledge engineers, supporting knowledge modeling, generating hypotheses, and increasing research productivity. Nevertheless, its successful application necessitates the development of new skills like prompt

engineering and the critical assessment of AI-generated outputs to guarantee accuracy and dependability.

5. GENERATIVE AI APPLICATIONS IN KNOWLEDGE ENGINEERING

By enabling more effective, intelligent, and scalable systems across a variety of areas, generative artificial intelligence has greatly increased the practical applications of knowledge engineering. One of its main uses is in knowledge graph development, where it improves accuracy and scalability by automating the creation, integration, and ongoing updating of large-scale knowledge graphs. Generative AI improves systems' comprehension of context and user intent in the field of semantic search and information retrieval, resulting in more accurate and pertinent search results and efficient knowledge discovery.

Additionally, it enhances virtual assistants and expert systems by enabling sophisticated conversational capabilities that enable these computers to reason, offer domain-specific insights, and interactively solve challenging problems. Additionally, generative AI accelerates creativity and enhances decision-making in technical and research-oriented environments by supporting crucial processes like hypothesis generation, simulation, and design thinking in engineering and scientific knowledge systems.

6. CONCLUSION

By changing how knowledge is gathered, organized, and used in intelligent systems, generative artificial intelligence is radically changing the field of knowledge engineering. Its capacity to improve dynamic representation, automate knowledge extraction, and facilitate sophisticated decision-making processes signifies a transition from conventional static systems to adaptive, self-evolving knowledge ecosystems. Furthermore, generative AI's broad influence across fields is demonstrated by its incorporation into applications like knowledge graphs, semantic search, expert systems, and scientific modeling. But despite its transformative potential, issues with explainability, accuracy, ethics, and an excessive dependence on automated systems need to be properly addressed.

REFERENCES

1. Cañavate, J., Martínez-Marroquín, E., & Colom, X. (2025). Engineering a sustainable future through the integration of generative AI in engineering education. *Sustainability*, *17*(7), 3201.
2. dos Santos, R. A., Gauthier, F. A. O., Macedo, M., & Roberg, V. (2025). Generative AI Applied to the Design Thinking Process in Knowledge Engineering Projects. In *Proceedings of the 25th European Conference on Knowledge Management (2 vols)*. Academic Conferences and publishing limited.
3. Gröpler, R., Klepke, S., Johns, J., Dreschinski, A., Schmid, K., Dornauer, B., ... & Zie, E. (2025, November). The Future of Generative AI in Software Engineering: A Vision from Industry and Academia in the European GENIUS Project. In *2025 2nd IEEE/ACM International Conference on AI-powered Software (AIware)* (pp. 170-181). IEEE.
4. Johri, A., Katz, A. S., Qadir, J., & Hingle, A. (2023). Generative artificial intelligence and engineering education. *Journal of Engineering Education*, *112*(3).
5. Nguyen-Duc, A., Cabrero-Daniel, B., Przybylek, A., Arora, C., Khanna, D., Herda, T., ... & Abrahamsson, P. (2025). Generative artificial intelligence for software engineering—A research agenda. *Software: Practice and Experience*, *55*(11), 1806-1843.
6. Rane, N. (2023). Transforming Structural Engineering through ChatGPT and Similar Generative Artificial Intelligence: Roles, Challenges, and Opportunities. *Challenges, and Opportunities (September 20, 2023)*.
7. Shethiya, A. S. (2024). Engineering with Intelligence: How Generative AI and LLMs Are Shaping the Next Era of Software Systems. *Spectrum of Research*, *4*(1).
8. Sowa, K., & Przegalinska, A. (2025). From expert systems to generative artificial experts: a new concept for human-AI collaboration in knowledge work. *Journal of Artificial Intelligence Research*, *82*, 2101-2124.
9. Stankovski, S., Ostojić, G., Tegeltija, S., Stanojević, M., Babić, M., & Zhang, X. (2024, March). Generative AI applications and tools in engineering education. In *2024 23rd International Symposium INFOTEH-JAHORINA (INFOTEH)* (pp. 1-4). IEEE.
10. Yelamarthi, K., Dandu, R., Rao, M., Yanambaka, V. P., & Mahajan, S. (2024). Exploring the potential of generative AI in shaping engineering education: Opportunities and challenges. *Journal of Engineering Education Transformations*, 439-445.

EPISTEMOLOGY IN THE AGE OF ARTIFICIAL INTELLIGENCE: REDEFINING KNOWLEDGE CREATION

Mahasena Khatun
Ph.D Research Scholar
Sikkim Skill University, Sikkim

ABSTRACT

The processes of knowledge production, validation, and dissemination have undergone a fundamental transformation due to the swift progress of artificial intelligence (AI). Machine-generated knowledge systems are posing a growing threat to traditional epistemology, which is based on human cognition, reasoning, and belief systems. This essay explores how AI redefines the nature of knowledge, the function of human agency, and the standards of truth and justification in order to alter epistemological underpinnings. It investigates the development of hybrid epistemic systems in which knowledge is jointly produced by intelligent computers and humans. Concerns of explainability, bias, and epistemic reliability in AI-driven knowledge systems are also assessed in this study. In the end, the study makes the case that AI demands a change to a techno-epistemological paradigm that combines algorithmic intelligence with human reasoning.

Keywords: *Artificial Intelligence, Epistemology, Knowledge Creation, Machine Learning, Algorithmic Knowledge.*

1. INTRODUCTION

Traditionally understood as the philosophical study of knowledge, epistemology has long concentrated on basic issues like: What is knowing? How is it obtained? Why is belief justified? Philosophical research has long seen knowledge as a uniquely human construct based on cognitive abilities such as observation, reasoning, memory, and introspection. The role of human intellect and sensory experience in forming justified ideas and establishing truth has been highlighted by the classical epistemological traditions of rationalism and empiricism. According to this concept, knowledge formation is seen as a deliberate, introspective, and context-dependent process that is intricately linked to social interaction and human consciousness.

In the past, human-centered procedures including observation, experimentation, logical reasoning, and peer evaluation have been essential to the processes of knowledge production and validation.

For example, scientific knowledge has been developed through methodical processes that call for critical analysis and human interpretation. Machines have mostly served as instruments to support human inquiry rather than as autonomous contributors to epistemic processes, even in technologically mediated surroundings.

But these traditional presumptions are starting to be questioned and changed by the quick development of artificial intelligence (AI). Modern AI systems, especially those built on machine learning and deep learning, are capable of processing enormous amounts of data, seeing intricate patterns, and producing predictive or inferential results with no assistance from humans. These systems are becoming more and more competent of carrying out tasks like learning, reasoning, and problem-solving that are typically associated with human intelligence.

2. REVIEW OF LITERATURE

Carbajal (2025) explored the idea of epistemology in relation to artificial intelligence. According to the study, knowledge is no longer exclusively connected to human cognition due to the process of desubjectivation brought about by AI. It emphasized how AI systems operate independently of human epistemic actors, challenging conventional ideas of knowledge.

Coeckelbergh (2023) investigated the connection between democracy, epistemic agency, and artificial intelligence. The study highlighted how AI systems affect the creation, dissemination, and validation of information in democracies. It went on to say that worries about authority, responsibility, and the evolving form of epistemic agency are raised by the expanding role of AI.

Hennekes (2025) examined the development of epistemic ideas by contrasting the digital era of artificial intelligence with the Renaissance. The study illustrated how current advances in AI are similar to earlier methods of knowledge transformation. It stated that by changing how knowledge is produced and perceived, AI marks a major shift in epistemology, akin to previous intellectual revolutions.

3. CONVENTIONAL EPISTEMOLOGICAL BASIS

The Justified True Belief (JTB) paradigm, which is used in traditional epistemology to characterize knowledge, has three requirements: belief (accepting a claim), truth (alignment with reality), and justification (evidence or reasoning supporting the claim). Philosophers like Plato, Descartes, and Kant created this paradigm, which highlights that knowing is a logical, fact-based process.

This viewpoint is shaped by two main traditions: empiricism, which sees knowledge as arising from sensory experience and observation, and rationalism, which sees knowledge as deriving from reason and logical inference. Both methods, in spite of their variations, are predicated on the idea that knowledge is essentially human-centered and depends on human cognition, interpretation, and validation. This is mirrored in scientific practice through procedures like repeatability, peer review, and observation, which guarantee that knowledge is collectively validated within human communities.

The development of artificial intelligence, however, calls into question this conventional wisdom. AI systems can participate in the development and validation of knowledge by independently analyzing data, identifying patterns, and drawing conclusions. This development highlights the need to reconsider traditional epistemological underpinnings in the context of AI and creates an epistemological tension by challenging the notion that knowledge must come from human beings.

4. AS AN EPISTEMIC AGENT, ARTIFICIAL INTELLIGENCE

By introducing systems that can actively participate in epistemic processes, artificial intelligence (AI) has drastically changed the terrain of knowledge formation. The creation of knowledge was once thought to be a uniquely human endeavor that relied on perception, reasoning, and interpretation. But thanks to the advancement of sophisticated computational models, AI systems can now do more than just process data passively; they can also make decisions, produce insights, and contribute to the creation of knowledge. As a result of this change, AI is now seen as an epistemic agent—an entity that is capable of acquiring, processing, and producing knowledge even when direct human cognitive engagement is not present.

4.1 Knowledge Generation and Machine Learning

Machine learning and deep learning, which allow AI systems to learn from massive amounts of data, are at the heart of this change. These algorithms uncover patterns, trends, and relationships that may not be immediately apparent to human observers by analyzing vast datasets much beyond the capabilities of human cognition. AI can find hidden relationships and produce descriptive or predictive results with this skill.

In the fields of science and technology, for instance, AI systems can:

- Accurately and quickly process large datasets
- Look for minute trends and abnormalities

This method is quite similar to inductive reasoning, which derives generalizations from particular findings. However, AI-driven inference frequently lacks clear or understandable logical steps, in contrast to human reasoning. Many sophisticated models operate as "black boxes," generating findings without providing a clear explanation for their derivation. Because of this, even while AI is capable of producing outputs that resemble knowledge, the absence of clear reasoning paths raises significant concerns regarding interpretability and justification.

4.2 Independent Knowledge Generation

AI systems are becoming more and more capable of operating independently in a variety of high-stakes settings, going beyond pattern recognition. Artificial intelligence (AI) technologies may independently analyze data, offer recommendations, and even lead to new discoveries in domains including scientific research, financial forecasts, and medical diagnostics.

For example:

- AI algorithms are remarkably accurate at diagnosing illnesses from imaging data.
- Algorithms are used in financial forecasting to optimize investment strategies and forecast market trends.
- AI supports data-driven experimentation, climate modeling, and drug discovery in scientific research.

This increasing independence represents a significant change in epistemology. AI is now actively involved in creating and verifying knowledge rather of just supporting human decision-making. Sometimes people believe the results of AI systems and take action without fully comprehending the underlying mechanisms.

5. CONCLUSION

Artificial intelligence is altering the fundamentals of epistemology, not only how knowledge is produced. Conventional ideas like truth, belief, and justification must be reevaluated in light of the transition from human-centered knowledge systems to hybrid human-AI epistemic networks. Although AI has previously unheard-of chances to increase knowledge, it also poses serious problems with explainability, bias, and trust. The development of frameworks that strike a balance between computational efficiency, human values, and critical reasoning is the key to the future of epistemology. In the end, knowledge in the AI era is a combined result of human and machine intelligence rather than a purely human creation.

REFERENCES

1. Carbajal, I. (2025). Epistemology without Subject: Desubjectivation and Knowledge in the Age of Artificial Intelligence. *Estudios de Epistemología*.
2. Coeckelbergh, M. (2023). Democracy, epistemic agency, and AI: political epistemology in times of artificial intelligence. *AI and Ethics*, *3*(4), 1341-1350.
3. Hennekes, B. (2025). From the Philosopher's Stone to AI: Epistemologies of the Renaissance and the Digital Age. *Philosophies*, *10*(4), 79.
4. Khalid, S., Islam, A., & Ajmal, M. (2025). From knowledge systems to knowledge agents: A conceptual shift in educational knowledge management. *Journal of Management Science Research Review*, *4*(2), 1043-1067.
5. Mahbubi, M. (2025). Digital epistemology: Evaluating the credibility of knowledge generated by AI. *YUDHISTIRA: Journal of Philoshopy*, *1*(1), 8-18.
6. Moleka, P. (2025). A New Epistemology of Intelligence: Rethinking Knowledge Through Noesiology.

7. Moleka, P. (2025). Beyond Epistemology: Noesology and the Rethinking of Intelligence. *Available at SSRN 5627253*.
8. Sanzogni, L., Guzman, G., & Busch, P. (2017). Artificial intelligence and knowledge management: questioning the tacit dimension. *Prometheus*, *35*(1), 37-56.
9. Solak, M. C. (2025). The Societal Epistemology of Artificial Intelligence: The Rise of Algorithmic Authority in the Production of Knowledge in the Social Sciences. *İnsan ve Toplum Bilimleri Araştırmaları Dergisi*, *14*(4), 144-160.
10. Tan, S. C., Chan, C., Bielaczyc, K., Ma, L., Scardamalia, M., & Bereiter, C. (2021). Knowledge building: Aligning education with needs for knowledge creation in the digital age. *Educational Technology Research and Development*, *69*(4), 2243-2266.

ETHICAL AND SECURE AI FRAMEWORKS FOR KNOWLEDGE CREATION PLATFORMS

Dipti Deshpande
Research Scholar
Computer Science, Sikkim Skill University, Sikkim

ABSTRACT

The production, processing, and distribution of information have all changed as a result of the quick integration of artificial intelligence (AI) into knowledge generation platforms. AI-driven technologies like generative models, recommendation engines, and automated analytics are changing epistemic processes in everything from academic research and media to educational systems and enterprise knowledge management. Significant ethical and security issues are brought about by this change, though, such as system vulnerabilities, bias amplification, the spread of false information, data privacy hazards, and intellectual property issues. The necessity of strong, safe, and ethical AI frameworks designed especially for knowledge creation platforms is examined in this study. It suggests a multi-layered architecture that incorporates user accountability measures, governance structures, technical safeguards, and ethical ideals. Transparency, fairness, explainability, privacy protection, and resilience against adversarial attacks are all highlighted in the report. The goal of the study is to help build reliable AI ecosystems that promote ethical and sustainable knowledge generation by combining interdisciplinary viewpoints from cybersecurity, knowledge management, and AI ethics.

Keywords: *Artificial Intelligence, Ethical AI, Knowledge Creation, Data Privacy, AI Security.*

1. INTRODUCTION

A paradigm shift in the production and consumption of knowledge is represented by the rise of AI-driven knowledge creation platforms. Machine learning and generative AI-powered systems are becoming more and more capable of producing code, writing academic content, summarizing research, and even advancing scientific study. These platforms improve knowledge accessibility, scalability, and efficiency while also posing difficult ethical and security issues.

Peer review, institutional validation, and human competence were all major components of traditional knowledge generation procedures. AI systems, on the other hand, make decisions

through data-driven inference, which frequently lacks transparency. This change creates epistemological doubts about the validity, ownership, and dependability of knowledge.

Furthermore, because knowledge platforms have an impact on public debate, policy-making, and education, they are especially delicate settings. Wide-ranging repercussions, such as the dissemination of false information, academic fraud, and a decline in confidence in digital knowledge systems, might result from ethical failings or security breaches in such systems.

The critical need for safe and moral AI frameworks suited to platforms for knowledge creation is discussed in this study. It examines important hazards, assesses current methods, and suggests a thorough framework to direct the appropriate application of AI.

2. LITERATURE REVIEW

Alabi and Holmes (2024) explored the crucial aspects of AI ethics and safety by putting up strong frameworks for the ethical creation and application of AI systems. Their research highlighted how important it is to incorporate ethical factors like accountability, justice, and openness into the AI lifecycle. The authors emphasized that in the absence of formal ethical frameworks, AI systems may cause unintentional harm to society, such as bias amplification and abuse. They went on to say that in order to guarantee that AI technologies were in line with human values and the welfare of society, interdisciplinary cooperation and ongoing observation were crucial.

Habbal, Ali, and Abuzaraida (2024) identified important AI TRiSM components, such as risk assessment, trust-building techniques, and security procedures, and showed how these components aided in the creation of safe and reliable AI applications. The paper outlined future research directions to improve AI governance and operational resilience while also addressing a number of implementation problems, including the difficulty of integrating security measures and the absence of standardized frameworks.

Korobenko, Nikiforova, and Sharma (2024) suggested a framework that takes privacy and security into consideration. Their work concentrated on integrating security and privacy concerns into AI technology design and implementation. To reduce ethical and security concerns, the

authors stressed the significance of proactive risk assessment, data protection tactics, and regulatory compliance. Additionally, they showed how integrating continuous assessment methods and privacy-by-design principles greatly enhanced the reliability and accountability of AI systems.

3. CONCEPTUAL FOUNDATIONS

A solid conceptual foundation in the functional, ethical, and security aspects of artificial intelligence (AI) is necessary to comprehend its incorporation into knowledge creation platforms. AI is challenging conventional epistemological frameworks that were traditionally based on human cognition and institutional authority as it becomes more involved in the creation, validation, and dissemination of knowledge. This change calls for a critical analysis of the ways in which AI supports the creation of knowledge, the moral standards that must govern its use, and the security measures necessary to protect the integrity of knowledge systems. An organized summary of these fundamental elements is given in the ensuing subsections.

3.1 AI in the Production of Knowledge

In the field of knowledge creation, artificial intelligence has become a disruptive force, radically changing the creation, processing, and use of information. One of its most important contributions is automated content generation, where sophisticated generative models can generate reports, academic writings, code, and artistic content with little assistance from humans. Although this skill increases efficiency, it also creates questions over intellectual property ownership and validity.

AI also makes it possible to extract and synthesize knowledge by processing enormous amounts of both structured and unstructured data. AI systems are able to recognize patterns, summarize data, and produce insights that would be challenging for humans to accomplish at scale through methods like data mining and natural language processing. This facilitates evidence-based decision-making and speeds up research procedures.

3.2 Principles of Ethical AI

In order to ensure responsible and equitable use, strong ethical norms must be adopted in light of the increasing reliance on AI in knowledge platforms. Among these, fairness is crucial, necessitating that AI systems reduce prejudice and avoid discriminating results. Without careful design and oversight, AI algorithms that learn from past data may unintentionally reproduce social injustices.

Another crucial concept is transparency, which highlights the necessity of clarity in the way AI systems function and make choices. To preserve trust in knowledge creation, consumers must be able to discern between material created by humans and artificial intelligence and comprehend the underlying mechanisms.

4. AI-DRIVEN KNOWLEDGE PLATFORM ETHICAL DIFFICULTIES

Although revolutionary, AI-driven information platforms raise a number of important ethical issues that have an immediate effect on the reliability and integrity of knowledge systems. Bias and prejudice are among the biggest issues since AI models trained on historically biased datasets may inadvertently replicate and even magnify current social injustices, leading to skewed academic outputs and the marginalization of underrepresented viewpoints. Alongside this, the problem of disinformation and hallucinations emerges, whereby generative AI systems may generate content that is erroneous, deceptive, or completely fake, weakening confidence in the distribution of knowledge, especially in delicate areas like research and policy-making.

Additionally, ownership of AI-generated work is complicated by issues with intellectual property and authorship, which raise unanswered concerns about originality, attribution, and possible plagiarism. Lack of explainability is another significant issue since many sophisticated AI models operate as opaque "black boxes," making it challenging for users to comprehend how particular outputs are produced, which erodes confidence and responsibility. Lastly, there is still a critical need for strong ethical standards and responsible usage frameworks in AI-powered knowledge

environments because people may purposefully use these technologies for academic dishonesty, information manipulation, or widespread disinformation campaigns.

5. CONCLUSION

In the digital age, AI-driven knowledge production platforms are a revolutionary force that is changing the way that knowledge is produced and shared. These technologies present significant ethical and security issues in addition to previously unheard-of potential. This study emphasizes the necessity of all-encompassing frameworks that incorporate governance processes, technical safeguards, and ethical ideals. To enable responsible AI deployment, the suggested framework emphasizes a comprehensive strategy that combines security, accountability, transparency, and justice. The viability and legitimacy of knowledge ecosystems will depend on how well these frameworks work as AI develops. In order to maintain the integrity of knowledge in the digital age, developing moral and safe AI systems is not just a technical requirement but also a social imperative.

REFERENCES

1. Alabi, M., & Holmes, T. (2024). AI Safety and Ethics: Developing Robust Frameworks for Ethical AI Development and Deployment. *Moses Alabi-ResearchGate"*.
2. Habbal, A., Ali, M. K., & Abuzaraida, M. A. (2024). Artificial Intelligence Trust, risk and security management (AI trism): Frameworks, applications, challenges and future research directions. *Expert Systems with Applications*, *240*, 122442.
3. Korobenko, D., Nikiforova, A., & Sharma, R. (2024, June). Towards a privacy and security-aware framework for ethical AI: Guiding the development and assessment of AI systems. In *Proceedings of the 25th Annual International Conference on Digital Government Research* (pp. 740-753).
4. Mylrea, M., & Robinson, N. (2023). Artificial Intelligence (AI) trust framework and maturity model: applying an entropy lens to improve security, privacy, and ethical AI. *Entropy*, *25*(10), 1429.
5. Nasir, S., Khan, R. A., & Bai, S. (2024). Ethical framework for harnessing the power of AI in healthcare and beyond. *IEEE Access*, *12*, 31014-31035.

6. Olorunfemi[1], O. L., Amoo, O. O., Atadoga, A., Fayayola, O. A., Abrahams, T. O., & Shoetan, P. O. (2024). Towards a conceptual framework for ethical AI development in IT systems.
7. Rezaei, M., Pironti, M., & Quaglia, R. (2025). AI in knowledge sharing, which ethical challenges are raised in decision-making processes for organisations?. *Management Decision*, *63*(10), 3369-3388.
8. Siddiqui, M. A. (2024). A comprehensive review of AI: Ethical frameworks, challenges, and development. *Adhyayan: A Journal of Management Sciences*, *14*(01), 68-75.
9. Sukumar, N. R. (2025). Building secure and ethical AI systems: a comprehensive guide. *Int J Sci Res Comput Sci Eng Inf Technol*, *11*(1), 777-785.
10. Tripathi, A., & Kumar, V. (2025). Ethical practices of artificial intelligence: A management framework for responsible AI deployment in businesses. *AI and Ethics*, *5*(4), 3845-3856.

******

ANALYZING THE INFLUENCE OF SOCIAL MEDIA MARKETING STRATEGIES ON BUSINESS GROWTH AND CONSUMER ENGAGEMENT

Dr. Abhay Saxena
Assistant Professor
United Institute of Management (FUGS) Prayagraj Naini

Abstract

Digital technologies and online communications have reshaped marketing today. Social media marketing has become a business strategy tool that allows corporations to increase awareness about their brand, engage customers with better social interaction, and grow their organizations. This study examines the impact of social media marketing strategies on the growth of businesses and engagement of consumers. This paper reviews the impact of social media on businesses' customer relations, purchasing behaviour and market performance.

The study is descriptive and analytical in nature and is based on secondary data collected from journals, books, company reports, and digital marketing studies. The results show that the use of social media marketing tactics like content marketing, influencer marketing, customer engagement, and customized advertising has a positive impact on consumer engagement and business outcomes. The study also shows that businesses that apply interactive social media techniques have higher customer satisfaction, expanded markets and competitive advantage.

The paper concludes that social media marketing is an integral part of the business strategy in today's world. A customer-centric approach to digital marketing is more likely to lead to sustainable growth and long-term customer engagement for organizations that are taking an innovative approach.

Keywords: Social Media Marketing, Consumer Engagement, Business Growth, Digital Marketing, Brand Awareness, Customer Behaviour

1. Introduction

The digital revolution has revolutionized how businesses communicate with consumers. Today, social networking sites like Facebook, Instagram, LinkedIn, YouTube, and X (Twitter) are popular advertising, customer communication and brand promotion tools. Social media marketing is a growing practice among businesses to establish relationships with consumers and enhance the visibility of the company.

Social media marketing means the use of digital platforms for promoting products, services, and the values of an organization, using interactive communication. Social media marketing gives companies the opportunity to connect with consumers in real time, unlike traditional marketing techniques. Consumers are actively looking for product information, customer reviews and brand experiences online prior to buying.

With the rise of smartphone technology, internet connection and digital technologies, social media marketing has become increasingly vital in every industry. Social media are being used by businesses to drive not just sales but customer loyalty and engagement as well. Social interactions like likes, comments, reviews, shares, and online conversations greatly impact a brand's reputation and customer confidence.

Apart from this, social media marketing can help organizations gain insights into customer preferences by analyzing data and feedback systems. Those companies who can effectively utilise the social media platforms can get an advantage in the business and can develop their customer relations.

This paper discusses the analysis of the impact of social media marketing strategies on business growth and consumer engagement. It also covers the significant advantages, strategies and hurdles linked to digital marketing practices.

1.1 Objectives of the Study

The major objectives of the study are:

1. To examine the role of social media marketing in business growth.
2. To analyze the influence of social media marketing strategies on consumer engagement.
3. To identify major social media marketing strategies used by businesses.
4. To evaluate the impact of social media marketing on customer purchase behaviour.
5. To explore challenges associated with social media marketing practices.

1.2 Research Questions

RQ1. How does social media marketing contribute to business growth?

RQ2. What is the relationship between social media marketing and consumer engagement?

RQ3. Which social media marketing strategies are most effective for businesses?

RQ4. How does social media influence consumer purchasing behaviour?

RQ5. What challenges are associated with social media marketing?

2. Literature Review

There are several studies that have explored the effect of SMM on business performance and customer engagement.

Social media has been defined as Internet-based applications that enable user-generated content and online interaction by Kaplan and Haenlein (2010). They highlighted the importance of social media as a medium for effective communication between retailers and customers.

Mangold and Faulds (2009) asserted that the new approach to promotion has been revolutionized by social media, which has allowed organizations to communicate directly with customers.

Kim and Ko (2012) found that social marketing activities have a positive effect on customer equity and purchase intention. Among the results they discovered is that entertainment, customization and interaction have a tremendous impact on consumer behaviour.

Tuten and Solomon (2017) explained that social media marketing improves brand visibility and customer engagement through interactive communication and content sharing.

Dwivedi et al. (2021) stated that businesses adopting digital marketing strategies gain competitive advantages and improve customer relationship management.

There are a number of literature sources about how social media marketing plays a significant role in involving consumers, business growth and brand loyalty. But having a good social media strategy relies on content quality, platform choice, customer engagement and digital innovation.

3. Research Methodology

3.1 Research Design

The present study is descriptive and analytical. It specializes in comprehending the effect of social media marketing practices on enterprise expansion and customer interaction.

3.2 Sources of Data

The study is based on secondary data collected from:

- Research journals
- Books and academic publications
- Company reports
- Digital marketing reports
- Online databases and websites

3.3 Scope of the Study

The research revolves around the significance of social media marketing in the improvement of Business performance and Customer engagement in varied industries.

3.4 Limitations of the Study

- The study is largely based on secondary data.
- Consumer behaviour can differ between demographic groups.
- –Future marketing trends may be affected by the rapid changes in technology.

4. Social Media Marketing Strategies Used by Businesses

Businesses employ various social media marketing approaches to attract customers, build brand awareness and boost customer engagement. The most popular methods are:

- **Content Marketing:** Development of informative and engaging digital materials to capture consumers and reinforce brand recognition.
- **Influencer Marketing:** Engaging with influencers to boost customer trust and product visibility.
- **Video Marketing:** Increase of audience interaction through the use of reels, live streaming and short videos.
- **Customer Interaction:** Communication (Comments, Messages and feedback systems) to improve customer relationships.
- **Paid Advertising:** Customized ads depending on customer demographics, interests and online actions.

Table 1 shows the major social media marketing strategies that are used by organizations and how they affect organizational performance. Table 1 presents the major social media marketing strategies that are utilized by businesses and their effect on organizational performance.

Table 1: Major Social Media Marketing Strategies and Business Impact

Strategy	**Purpose**	**Business Impact**
Content Marketing	Customer awareness	Higher engagement
Influencer Marketing	Brand trust	Increased visibility
Video Marketing	Visual communication	Better interaction
Paid Advertising	Targeted promotion	Increased sales
Customer Feedback	Relationship building	Customer loyalty

7. Impact of Social Media Marketing on Business Growth

Social media marketing is playing an important role in the expansion of the market and growth of the organizations. In the digital marketing platform, there are several benefits that businesses can gain, such as:

- Wider audience reach, boosting brand awareness.
- It is an economical way of promotion than the traditional methods of promotion.
- Showcase a better image of the company to prospective clients.• Enhance customer interactions, resulting in improved sales performance.
- Improve customer relationships, with constant online communication.
- Better competitive positions with innovative marketing strategies.

All of this is combined to achieve sustainable growth of businesses and better market positioning.

5. Impact of Social Media Marketing on Consumer Engagement

Consumer engagement is the relationship between the consumer and the brand, an emotional and behavioural relationship.

Soc Med offers interactive communication, online communities, customized advertising and user-generated content, which boost customer engagement.

Consumers engage with businesses by commenting, rating and reviewing, liking, sharing and recommendations. Such interactions enhance customer satisfaction and customer loyalty.

The way one communicates, including using interactive and personalized means, has a huge impact on purchase intention and customer retention.

Table 2 shows a summary of the relationship between social media activities and consumer engagement outcomes.

Table 2: Influence of Social Media Marketing on Consumer Engagement

Consumer Engagement Factor	Impact
Likes and Shares	Brand visibility
Reviews and Comments	Customer trust
Online Communities	Brand loyalty
Personalized Ads	Purchase intention
Interactive Content	Customer retention

The conceptual framework of the study is shown in Figure 1, which depicts the linkage between social media marketing strategies, consumer engagement, and business growth.The conceptual framework of the study is displayed in Figure1, where it shows the linkage of social media marketing strategies, consumer engagement, and the business growth.



Figure 1: Conceptual Framework of the Study

6. Challenges of Social Media Marketing

Even though many companies have benefits, they encounter numerous problems while adopting successful social media marketing techniques. While there are many obstacles to keeping this going, the most prominent are:

- Heavy brand competition for consumer interest.
- Negative reviews and criticism on the Internet that impacts brand reputation.
- Concern regarding customers' privacy and security issues.
- Algorithms are continually changing, leading to decreased visibility of content.
- Lack of ability to measure return on investment (ROI) and campaign effectiveness.

These are some of the challenges that organizations need to be ready to address on an ongoing basis and continue to be digitally engaged.

7. Findings and Discussion

The research findings show that social media marketing is an important factor in business development and consumer engagement.

The results show that companies that employ interactive and customer-centric social media tactics have higher levels of customer interaction and brand loyalty. Some of the best marketing strategies are content marketing, working with influencers, and video communication.

The study also shows that customers' purchase intention and customer retention are significantly affected by personalized advertisements and customers interaction with the business.

Innovative digital marketing strategies give companies a competitive edge and better customer relationships.

But companies need to always stay abreast of technological advancements, competition and customer preferences.

8. Suggestions and Recommendations

1) It is important for businesses to put their customers first in their social media strategies.
2) Organizations need to produce good and interesting content on digital platforms.
3) Businesses should leverage data analytics to get insights into customer preferences.
4) Businesses should enhance the systems for responding to customers and managing feedback.
5) It is recommended that organizations work with appropriate influencers to boost visibility of the brand.
6) Customer privacy should be protected and ethical digital marketing practices should be prioritized.

7) A business should regularly check on the metrics used in social media for their performance.

9. Conclusion

Social media marketing is now becoming a highly effective strategic tool for businesses of today. Digital communication networks have revolutionized the way customers communicate, brands are promoted and organizations grow.

The study findings indicate that the use of social media marketing strategies affects the engagement, buying behavior, and performance of business. Companies that implement a successful content marketing, influencer marketing, interactive communication and personalized advertising have better customer relationships and performance in the market.

The engagement of consumers with social media continues to be a very important measure for the success of social media marketing campaigns. Customers will have confidence and loyalty in the company because of the positive interaction online, user-generated content and community participation.

While facing some obstacles like algorithm updates and privacy regulations, social media marketing offers great prospects for long-term business development.

In sum, companies that are implementing customer-focused and innovative digital marketing strategies are more likely to gain a long-term competitive edge in digital economy.

REFERENCES

1. Kaplan, A. M., & Haenlein, M. (2010). Users of the world, unite! The challenges and opportunities of Social Media. *Business horizons*, *53*(1), 59-68.
2. Mangold, W. G., & Faulds, D. J. (2009). Social media: The new hybrid element of the promotion mix. *Business horizons*, *52*(4), 357-365.
3. Kim, A. J., & Ko, E. (2012). Do social media marketing activities enhance customer equity? An empirical study of luxury fashion brand. *Journal of Business research*, *65*(10), 1480-1486.
4. Tuten, T. L. (2023). Social media marketing.
5. Chaffey, D. i Ellis-Chadwick, F.(2019.), Digital marketing. *Editorial Pearson*.
6. Dwivedi, Y. K., Ismagilova, E., Hughes, D. L., Carlson, J., Filieri, R., Jacobson, J., ... & Wang, Y. (2021). Setting the future of digital and social media marketing research: Perspectives and research propositions. *International journal of information management*, *59*, 102168.
7. Kotler, P., Keller, K. L., & Chernev, A. (2022). *Marketing management, global edition* (Vol. 832). Pearson.
8. Ryan, D. (2016). *Understanding digital marketing: marketing strategies for engaging the digital generation*. Kogan Page Publishers.
9. Frost, R., & Strauss, J. (2016). *E-marketing*. Routledge.
10. Evans, D. (2012). *Social media marketing: An hour a day*. John Wiley & Sons.


SIKKIM SKILL UNIVERSITY
SIKKIM
Airo
INTERNATIONAL JOURNALS
ISBN Number : 978-93-95305-54-9
Published By AIRO International Journal
DISCLAIMER
The Proceeding of the Conference is being Published by Airo Journals on its official website. For any content issues, copyright issues, patent only the author will be responsible. Airo Journal does not take any responsibilities of such matters as the content of research articles or presentations has been submitted by the author. If any issues arise, such content will be deleted from the proceedings and the publication.
Publishing Website: www.airo.co.in